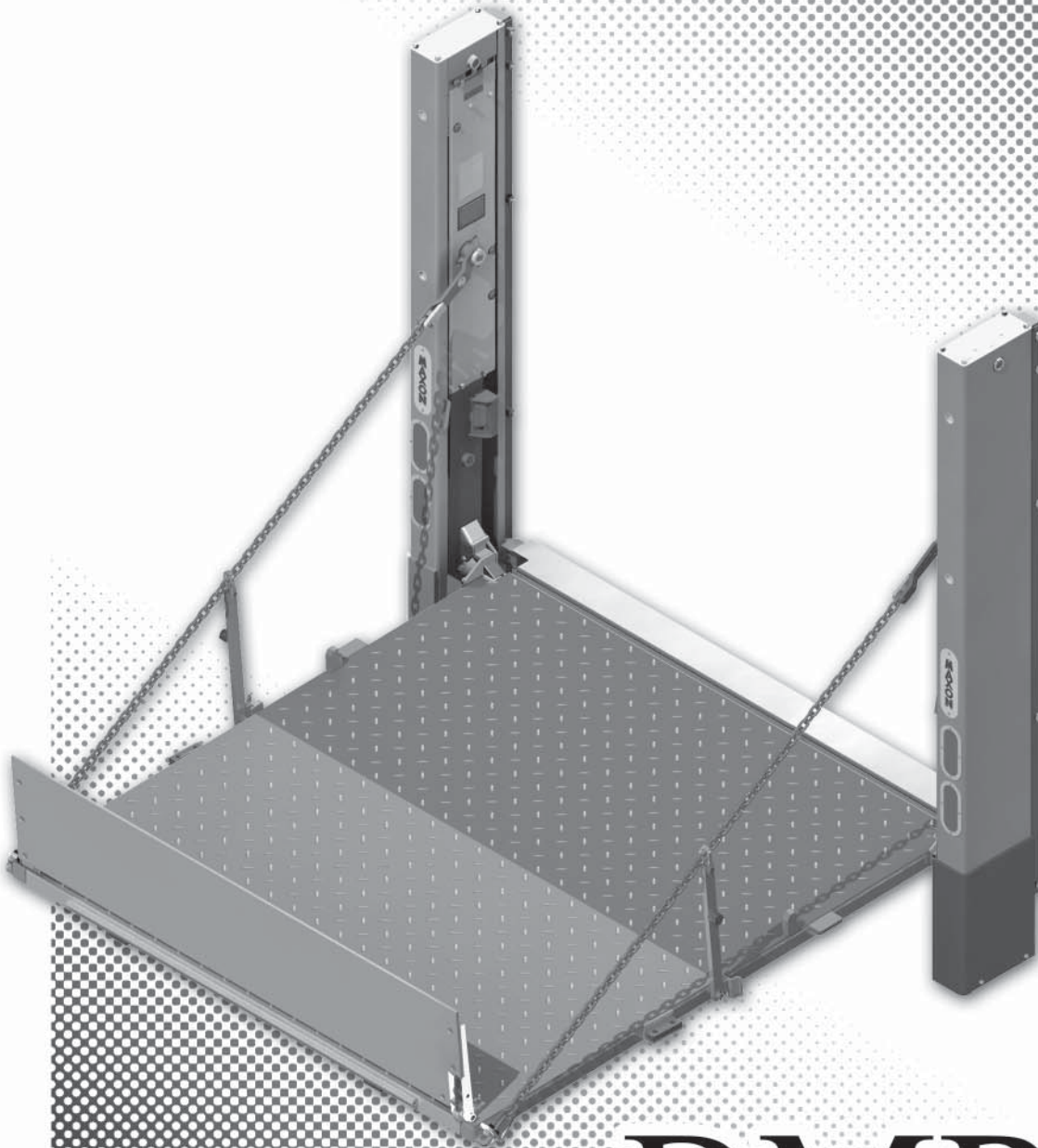


M-07-16
REV. D
DECEMBER 2009

Parts Manual Contains:

- Warranty Information
- Warnings
- Parts Ordering Information
- Exploded View Parts Breakdowns



MAXON[®]
LIFT CORP.

BMRSD

PARTS MANUAL

MAXON[®]

LIFT CORP.

11921 Slauson Ave.
Santa Fe Springs, CA. 90670

CUSTOMER SERVICE:

TELEPHONE (562) 464-0099 TOLL FREE (800) 227-4116

FAX: (888) 771-7713

NOTE: For latest version of all Manuals (and replacements), download the Manuals from Maxon's website at www.maxonlift.com.

WARRANTY/ RMA POLICY & PROCEDURE

LIFTGATE WARRANTY

Type of Warranty: Full Parts and Labor

Term of Warranty: Standard Liftgates - 2 years from ship date or 6,000 cycles
Premium Liftgates - 2 years from ship date or 10,000 cycles

This warranty shall not apply unless the product is installed, operated and maintained in accordance with MAXON Lift's specifications as set forth in MAXON Lift's Installation, Operation and Maintenance manuals. This warranty does not cover normal wear, maintenance or adjustments, damage or malfunction caused by improper handling, installation, abuse, misuse, negligence, or carelessness of operation. In addition, this warranty does not cover equipment that has had unauthorized modifications or alterations made to the product.

MAXON agrees to replace any components which are found to be defective during the first 2 years of service, and will reimburse for labor based on MAXON's Liftgate Warranty Flat Rate Schedule. (Copy of the Flat Rate is available at www.maxonlift.com.)

All warranty repairs must be performed by an authorized MAXON warranty facility. For any repairs that may exceed \$500, including parts and labor, MAXON's Technical Service Department must be notified and an "Authorization Number" obtained.

All claims for warranty must be received within 30 Days of the repair date, and include the following information:

1. Liftgate Model Number and Serial Number
2. The End User must be referenced on the claim
3. Detailed Description of Problem
4. Corrective Action Taken, and Date of Repair
5. Parts used for Repair, Including MAXON Part Number(s)
6. MAXON R.M.A. # and/or Authorization # if applicable (see below)
7. Person contacted at MAXON if applicable
8. Claim must show detailed information i.e. Labor rate and hours of work performed

Warranty claims can also be placed online at www.maxonlift.com. Online claims will be given priority processing.

All claims for warranty will be denied if paperwork has not been received or claim submitted via Maxon website for processing by MAXON's Warranty Department within 30 days of repair date.

All components may be subject to return for inspection, prior to the claim being processed. MAXON products may not be returned without prior written approval from MAXON's Technical Service Department. Returns must be accompanied by a copy of the original invoice or reference with original invoice number and are subject to a credit deduction to cover handling charges and any necessary reconditioning costs. **Unauthorized returns will be refused and will become the responsibility of the returnee.**

Any goods being returned to MAXON Lift must be pre-approved for return, and have the R.M.A. number written on the outside of the package in plain view, and returned freight prepaid. All returns are subject to a 15% handling charge if not accompanied by a detailed packing list. Returned parts are subject to no credit and returned back to the customer. Defective parts requested for return must be returned within 30 days of the claim date for consideration to:

MAXON Lift Corp.
10321 Greenleaf Ave., Santa Fe Springs, CA 90670
Attn: RMA# _____

MAXON's warranty policy does not include the reimbursement for travel time, towing, vehicle rental, service calls, oil, batteries or loss of income due to downtime. Fabrication or use of non Maxon parts, which are available from MAXON, are also not covered.

MAXON's Flat Rate Labor Schedule takes into consideration the time required for diagnosis of a problem.

All Liftgates returned are subject to inspection and a 15% restocking fee. Any returned Liftgates or components that have been installed or not returned in new condition will be subject to an additional reworking charge, which will be based upon the labor and material cost required to return the Liftgate or component to new condition.

PURCHASE PART WARRANTY

Term of Warranty: 1 Year from Date of Purchase.

Type of Warranty: Part replacement only. MAXON will guarantee all returned genuine MAXON replacement parts upon receipt and inspection of parts and original invoice.

All warranty replacements parts will be sent out via ground freight. If a rush shipment is requested, all freight charges will be billed to the requesting party.

TABLE OF CONTENTS

WARNINGS	6
ORDERING PARTS	6
BMRSD LIFTGATE.....	7
MAIN FRAME & ATTACHING HARDWARE - STEEL PLATFORM (WITH MOUNTING BRACKETS).....	8
MAIN FRAME & ATTACHING HARDWARE - ALUMINUM PLATFORM (WITH MOUNTING BRACKETS).....	10
MAIN FRAME & ATTACHING HARDWARE - STEEL PLATFORM (WITHOUT MOUNTING BRACKETS)	12
MAIN FRAME & ATTACHING HARDWARE - ALUMINUM PLATFORM (WITHOUT MOUNTING BRACKETS)	14
RH COLUMN ASSEMBLY.....	16
RH RUNNER ASSEMBLY	18
SPRING GUARD MOUNTING	20
UPPER TANDEM ASSEMBLY, RH RUNNER	21
TANDEM ASSEMBLY (LOWER)	22
LH COLUMN ASSEMBLY	24
LH RUNNER ASSEMBLY.....	26
UPPER TANDEM ASSEMBLY, LH RUNNER.....	28
PLATFORM, FLIPOVER, AND CHAIN ASSEMBLY - 1 (STEEL).....	30
PLATFORM, FLIPOVER, AND CHAIN ASSEMBLY - 2 (STEEL).....	32
PLATFORM ASSEMBLY (STEEL).....	34
ALUMINUM RETENTION RAMP ASSEMBLY (FOR STEEL PLATFORM).....	36
LH CHAIN ASSEMBLY (FOR STEEL PLATFORM)	38
RH CHAIN ASSEMBLY (FOR STEEL PLATFORM).....	39

TABLE OF CONTENTS - Continued

PLATFORM, FLIPOVER, AND CHAIN ASSEMBLY - 1 (ALUMINUM)	40
PLATFORM, FLIPOVER, AND CHAIN ASSEMBLY - 2 (ALUMINUM)	42
PLATFORM ASSEMBLY (ALUMINUM).....	44
FLIPOVER ASSEMBLY (ALUMINUM)	45
FLIPOVER ASSEMBLY W/FIXED RAMP (ALUMINUM).....	46
ALUMINUM RETENTION RAMP ASSEMBLY (FOR ALUMINUM PLATFORM)	48
LH CHAIN ASSEMBLY (FOR ALUMINUM PLATFORM).....	50
RH CHAIN ASSEMBLY (FOR ALUMINUM PLATFORM)	51
HYDRAULIC COMPONENTS SECTION.....	52
DUAL PUMP ASSEMBLY (POWER DOWN)	52
SINGLE PUMP ASSEMBLY (POWER DOWN).....	56
PUMP/MOTOR (POWER DOWN)	60
HYDRAULIC COMPONENTS (POWER DOWN).....	62
ELECTRICAL COMPONENTS SECTION	66
ELECTRICAL COMPONENTS.....	66
ELECTRICAL COMPONENTS - DUAL PUMP BOX	68
ELECTRICAL COMPONENTS - SINGLE PUMP BOX	70
ELECTRICAL COMPONENTS - BATTERY BOX.....	72
BATTERY BOX.....	74

Comply with the following **WARNINGS** while maintaining Liftgates.

WARNING

- Read and understand the instructions in **Maintenance Manual** before performing maintenance on the Liftgate.
- **Disconnect Liftgate power cable from battery** before repairing or servicing Liftgate.
- Wear appropriate safety equipment such as protective eyeglasses, faceshield and clothing while performing maintenance on the Liftgate and handling the battery. Debris from drilling and contact with battery acid may injure unprotected eyes and skin.
- Be careful working by an automotive type battery. Make sure the work area is well ventilated and there are no flames or sparks near the battery. Never lay objects on the battery that can short the terminals together. If battery acid gets in your eyes, immediately seek first aid. If acid gets on your skin, immediately wash it off with soap and water.
- Never perform unauthorized modifications on the Liftgate. Modifications may result in early failure of the Liftgate and may create hazards for Liftgate operators and maintainers.
- Recommended practices for welding on steel parts are contained in the current **AWS (American Welding Society) D1.1 Structural Welding Code - Steel**. Damage to Liftgate and/or vehicle, and personal injury can result from welds that are done incorrectly.
- Recommended practices for welding on aluminum parts are contained in the current **AWS (American Welding Society) D2.1 Structural Welding Code - Aluminum**. Damage to Liftgate and/or vehicle, and personal injury can result from welds that are done incorrectly.

ORDERING PARTS

- Use only **Maxon Authorized Parts** for replacement parts. Order replacement parts from:

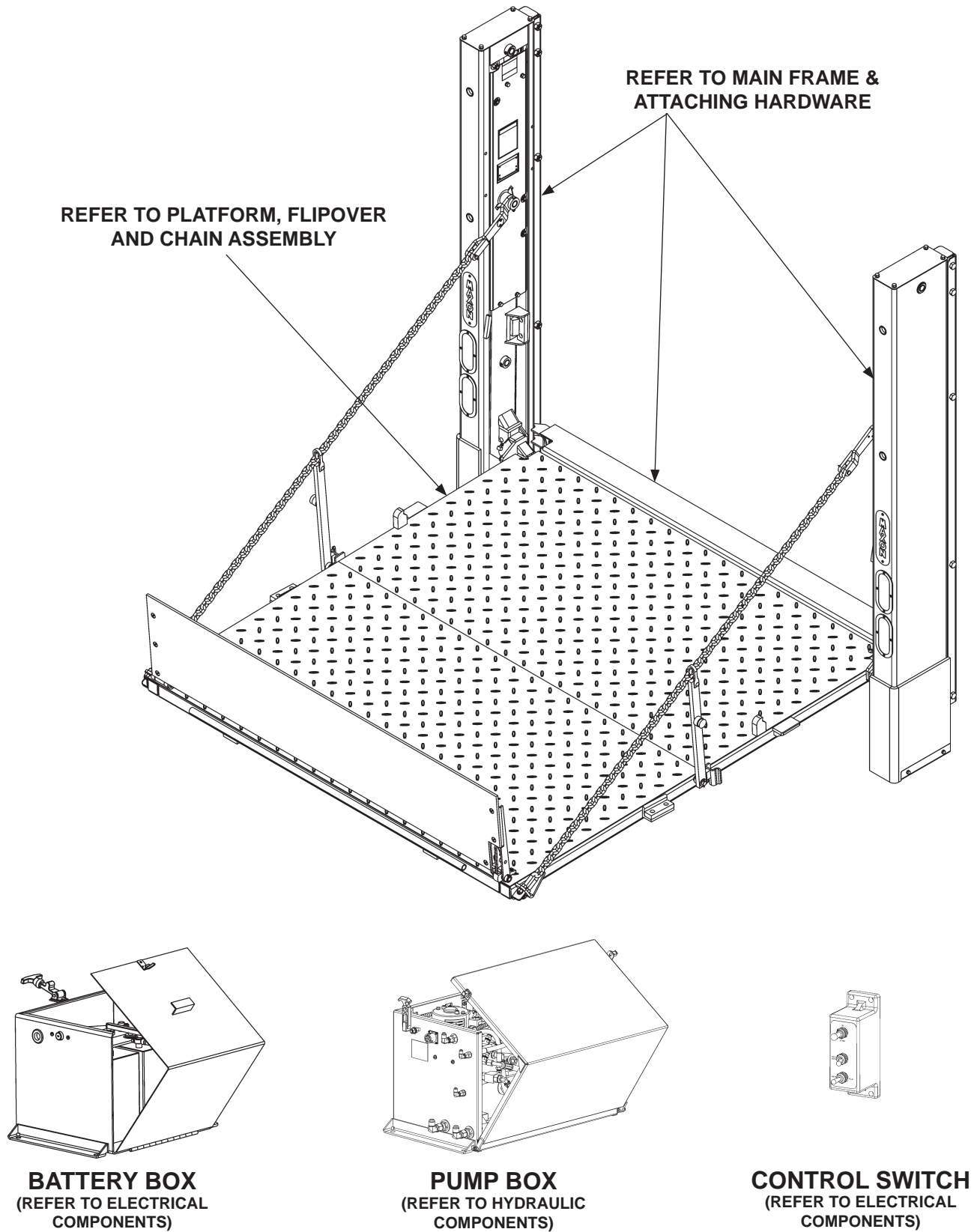
MAXON LIFT CORP. Customer Service
11921 Slauson Ave., Santa Fe Springs, CA 90670
Phone: (800) 227-4116

- To order parts by e-mail, submit orders to **cservice@maxonlift.com**.
- Provide Liftgate model and serial number information with your parts order.
- Need Technical Support? Send requests by e-mail to **technicalsupport@maxonlift.com**.
- For latest version Manuals (and replacements), download Manuals from Maxon's website at **www.maxonlift.com**.

MAXON[®]

11921 Slauson Ave. Santa Fe Springs, CA. 90670 (800) 227-4116 FAX (888) 771-7713

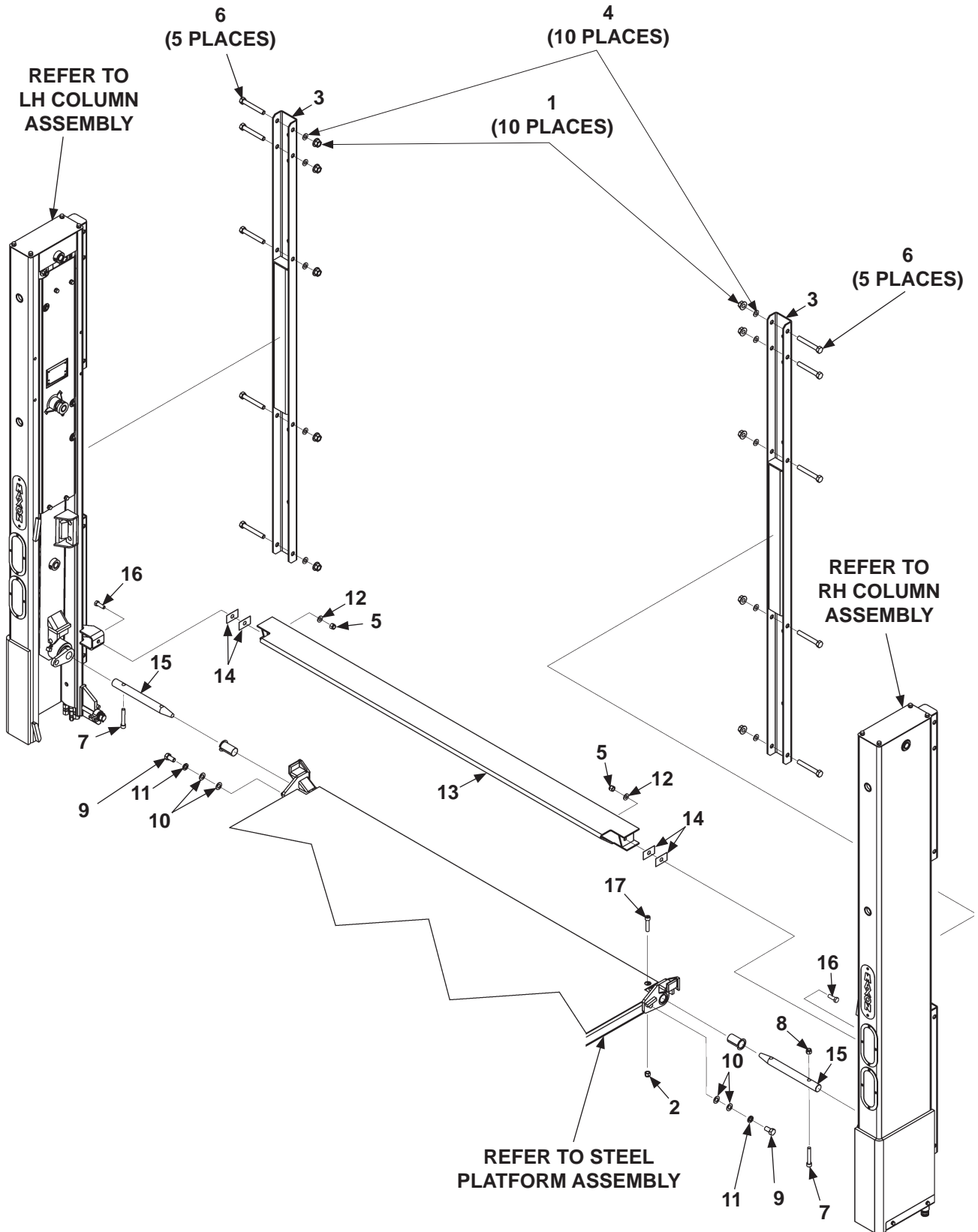
BMRSD LIFTGATE



MAXON 11921 Slauson Ave. Santa Fe Springs, CA. 90670 (800) 227-4116 FAX (888) 771-7713

MAIN FRAME & ATTACHING HARDWARE - STEEL PLATFORM (WITH MOUNTING BRACKETS)

MAXON[®] 11921 Slauson Ave. Santa Fe Springs, CA. 90670 (800) 227-4116 FAX (888) 771-7713

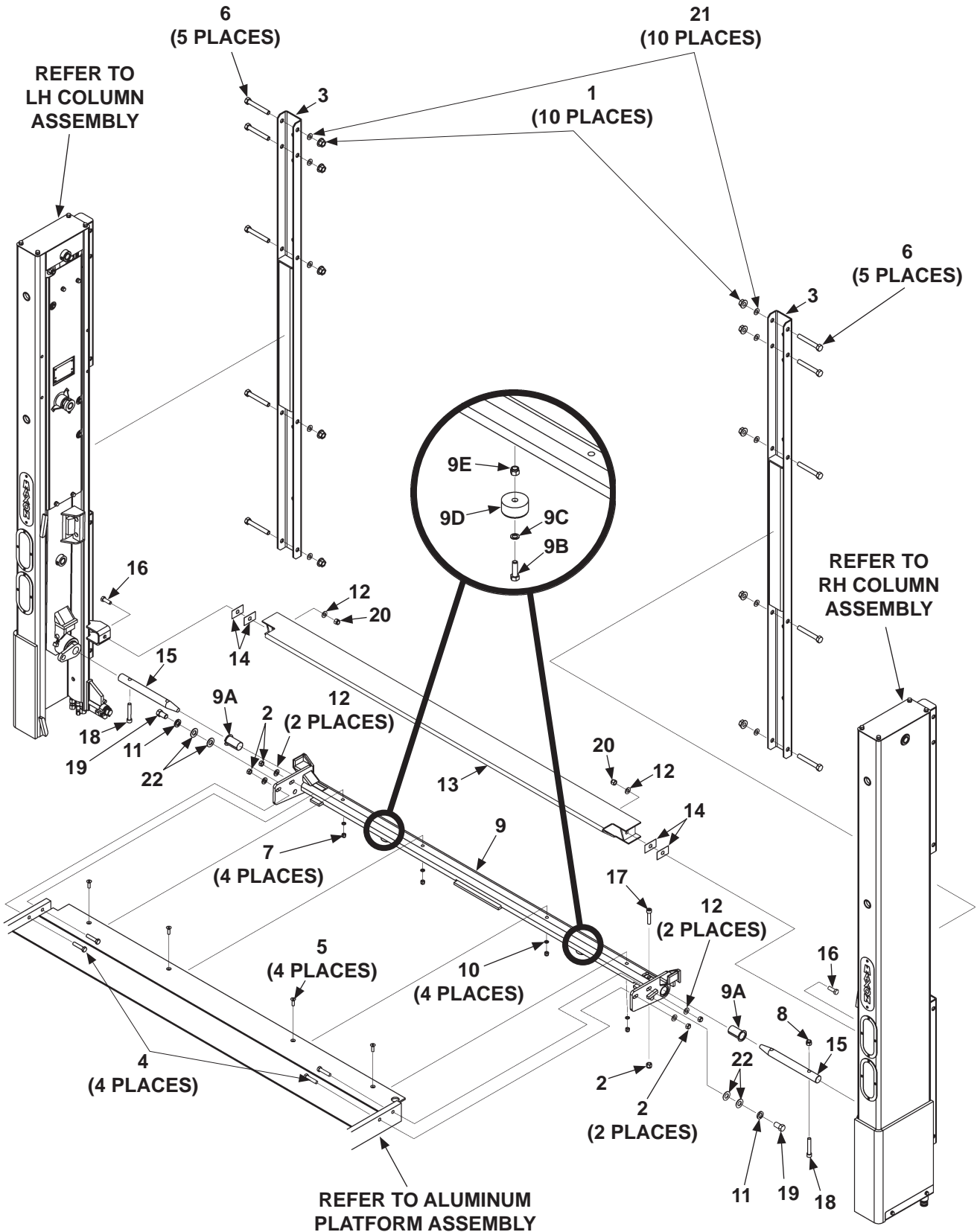


ITEM	QTY.	PART NO.	DESCRIPTION
1	10	901023-04	FLANGE LOCK NUT, 5/8"-11
2	1	040066	LOCK NUT, 1/2"-13
3	2	268055-01	CHANNEL (STAINLESS STEEL BRACKET)
		268055-02	CHANNEL (MILD STEEL BRACKET)
4	10	902013-15	FLAT WASHER, 5/8"
5	2	901010	NYLON LOCK NUT, 1/2"-13
6	10	900055-14	HEX HEAD SCREW, 5/8"-11 X 4-1/2" LG, GRADE 8
7	2	900037-11	SOCKET HEAD CAP SCREW, 1/2"-13 X 2-1/4" LG, GRADE 8
8	1	901008	NYLON LOCK NUT, 1/2"-20
9	2	260181	BOLT, 3/4"-10 X 1-1/4" LG.
10	4	902000-20	FLAT WASHER, 3/4"
11	2	902011-9	LOCK WASHER, 3/4"
12	6	902013-13	FLAT WASHER, 1/2"
13	1	268061-01	EXTENSION PLATE, 96" UNIT (STAINLESS STEEL)
		268061-02	EXTENSION PLATE, 102" UNIT (STAINLESS STEEL)
		268061-11	EXTENSION PLATE, 96" UNIT (MILD STEEL)
		268061-12	EXTENSION PLATE, 102" UNIT (MILD STEEL)
14	4	268129-01	SPACER, STAINLESS STEEL, 1/32" THICK
15	2	280103	PIN, 13" LG, STAINLESS STEEL
16	2	900035-3	HEX HEAD CAP SCREW, 1/2"-13 X 1-1/2" LG, GRADE 8
17	1	900036-10	SOCKET HEAD CAP SCREW, 1/2"-20 X 3" LG, GRADE 8

MAIN FRAME & ATTACHING HARDWARE - ALUMINUM PLATFORM (WITH MOUNTING BRACKETS)

MAXON

11921 Slauson Ave. Santa Fe Springs, CA. 90670 (800) 227-4116 FAX (888) 771-7713

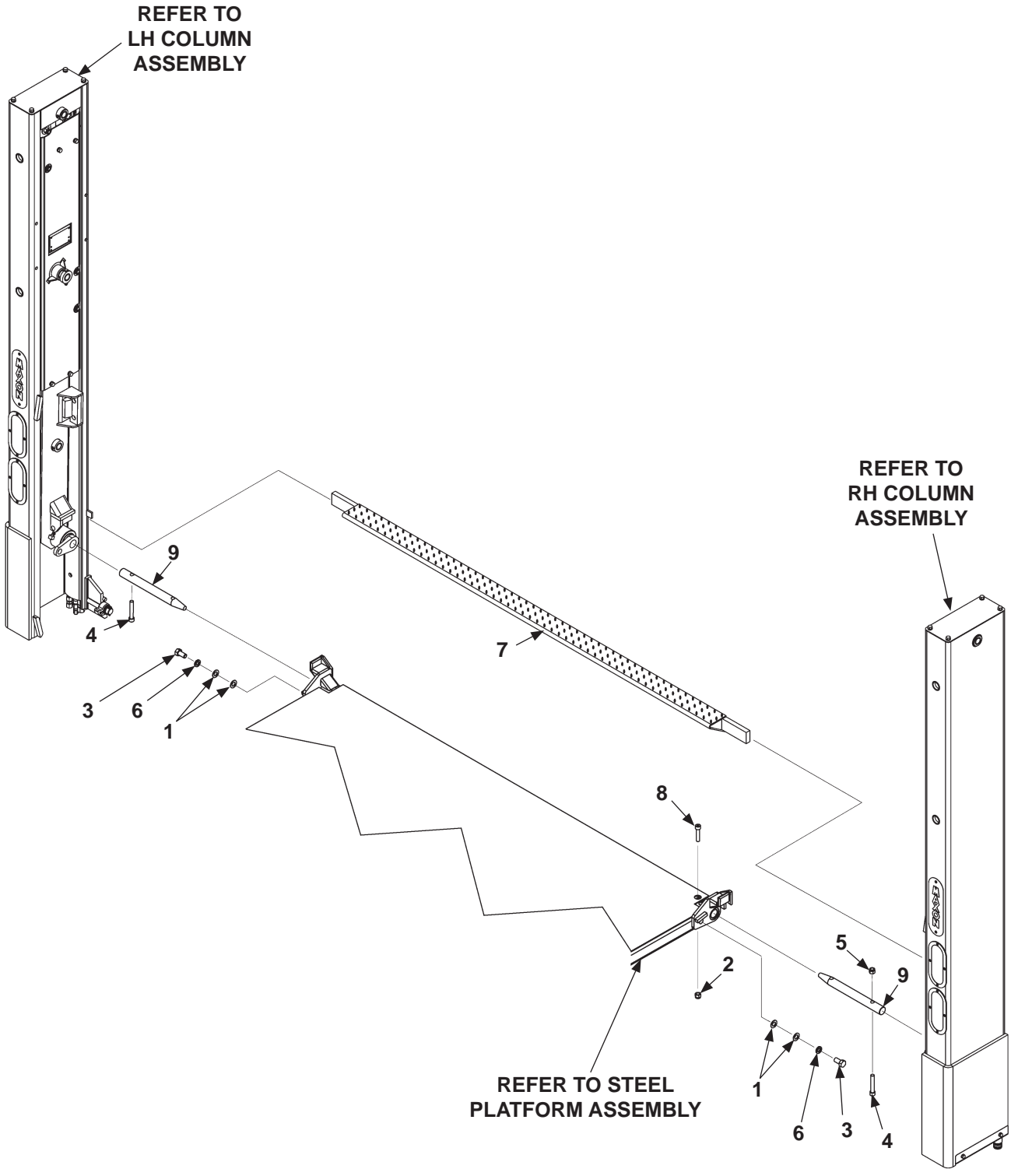


ITEM	QTY.	PART NO.	DESCRIPTION
1	10	901023-04	FLANGE LOCK NUT, 5/8"-11
2	5	040066	LOCK NUT, 1/2"-13
3	2	268055-01	CHANNEL (STAINLESS STEEL BRACKET)
		268055-02	CHANNEL (MILD STEEL BRACKET)
4	4	900035-6	HEX HEAD CAP SCREW, 1/2"-13 X 2-1/4" LG, GRADE 8
5	4	900040-5	SOCKET HEAD SCREW, FLAT, 3/8"-16 X 1-1/4" LG.
6	10	900055-14	HEX HEAD SCREW, 5/8"-11 X 4-1/2" LG, GRADE 8
7	4	901002	NYLON LOCK NUT, 3/8"-16
8	1	901008	NYLON LOCK NUT, 1/2"-20
9	1	282622-01	CONNECTOR BAR ASSEMBLY, 96" WIDE
		282622-02	CONNECTOR BAR ASSEMBLY, 102" WIDE
9A	2	905200	BEARING, SELF LUBE, 2-1/4" I.D. X 2-1/2" LG.
9B	2	900014-5	HEX HEAD BOLT, 3/8"-16 X 1-1/4" LG.
9C	2	902000-10	FLAT WASHER, 3/8"
9D	2	253516	RUBBER BUMPER
9E	2	901002	NYLON LOCK NUT, 3/8"-16
10	4	902001-2	FLAT WASHER, 3/8"
11	2	902011-9	LOCK WASHER, 3/4"
12	6	902013-13	FLAT WASHER, 1/2"
13	1	268061-01	EXTENSION PLATE, 96" UNIT (STAINLESS STEEL)
		268061-02	EXTENSION PLATE, 102" UNIT (STAINLESS STEEL)
		268061-11	EXTENSION PLATE, 96" UNIT (MILD STEEL)
		268061-12	EXTENSION PLATE, 102" UNIT (MILD STEEL)
14	4	268129-01	SPACER, STAINLESS STEEL, 1/32" THICK
15	2	280103	PIN, 13" LG, STAINLESS STEEL
16	2	900035-3	HEX HEAD CAP SCREW, 1/2"-13 X 1-1/2" LG, GRADE 8
17	1	900036-10	SOCKET HEAD CAP SCREW, 1/2"-20 X 3" LG, GRADE 8
18	2	900037-11	SOCKET HEAD CAP SCREW, 1/2"-13 X 2-1/4" LG, GRADE 8
19	2	260181	BOLT, 3/4"-10 X 1-1/4" LG.
20	2	901010	NYLON LOCK NUT, 1/2"-13
21	10	902013-15	FLAT WASHER, 5/8"
22	4	902000-20	FLAT WASHER, 3/4"

MAXON[®] 11921 Slauson Ave. Santa Fe Springs, CA. 90670 (800) 227-4116 FAX (888) 771-7713

MAIN FRAME & ATTACHING HARDWARE - STEEL PLATFORM (WITHOUT MOUNTING BRACKETS)

MAXON[®] 11921 Slauson Ave. Santa Fe Springs, CA. 90670 (800) 227-4116 FAX (888) 771-7713

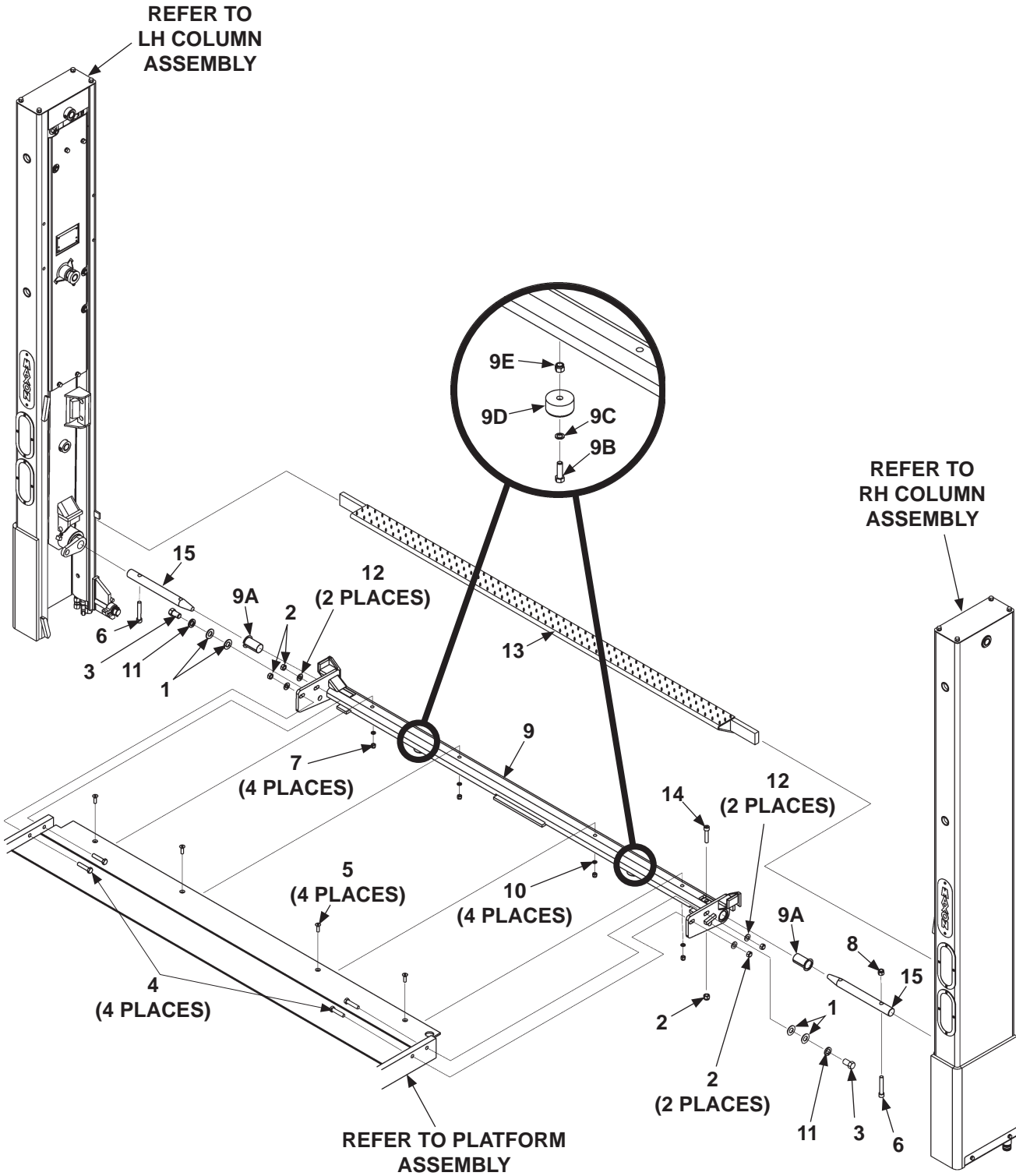


ITEM	QTY.	PART NO.	DESCRIPTION
1	4	902000-20	FLAT WASHER, 3/4"
2	1	040066	LOCK NUT, 1/2"-13
3	2	260181	BOLT, 3/4"-10 X 1-1/4" LG.
4	2	900037-11	SOCKET HEAD CAP SCREW, 1/2"-13 X 2-1/4" LG, GRADE 8
5	1	901008	NYLON LOCK NUT, 1/2"-20
6	2	902011-9	LOCK WASHER, 3/4"
7	1	280340-01	EXTENSION PLATE, 96" UNIT
		280340-02	EXTENSION PLATE, 102" UNIT
8	1	900036-10	SOCKET HEAD CAP SCREW, 1/2"-20 X 3" LG, GRADE 8
9	2	280103	PIN, 13" LG, STAINLESS STEEL

MAXON[®] 11921 Slauson Ave. Santa Fe Springs, CA. 90670 (800) 227-4116 FAX (888) 771-7713

MAIN FRAME & ATTACHING HARDWARE - ALUMINUM PLATFORM (WITHOUT MOUNTING BRACKETS)

MAXON® 11921 Slauson Ave. Santa Fe Springs, CA. 90670 (800) 227-4116 FAX (888) 771-7713

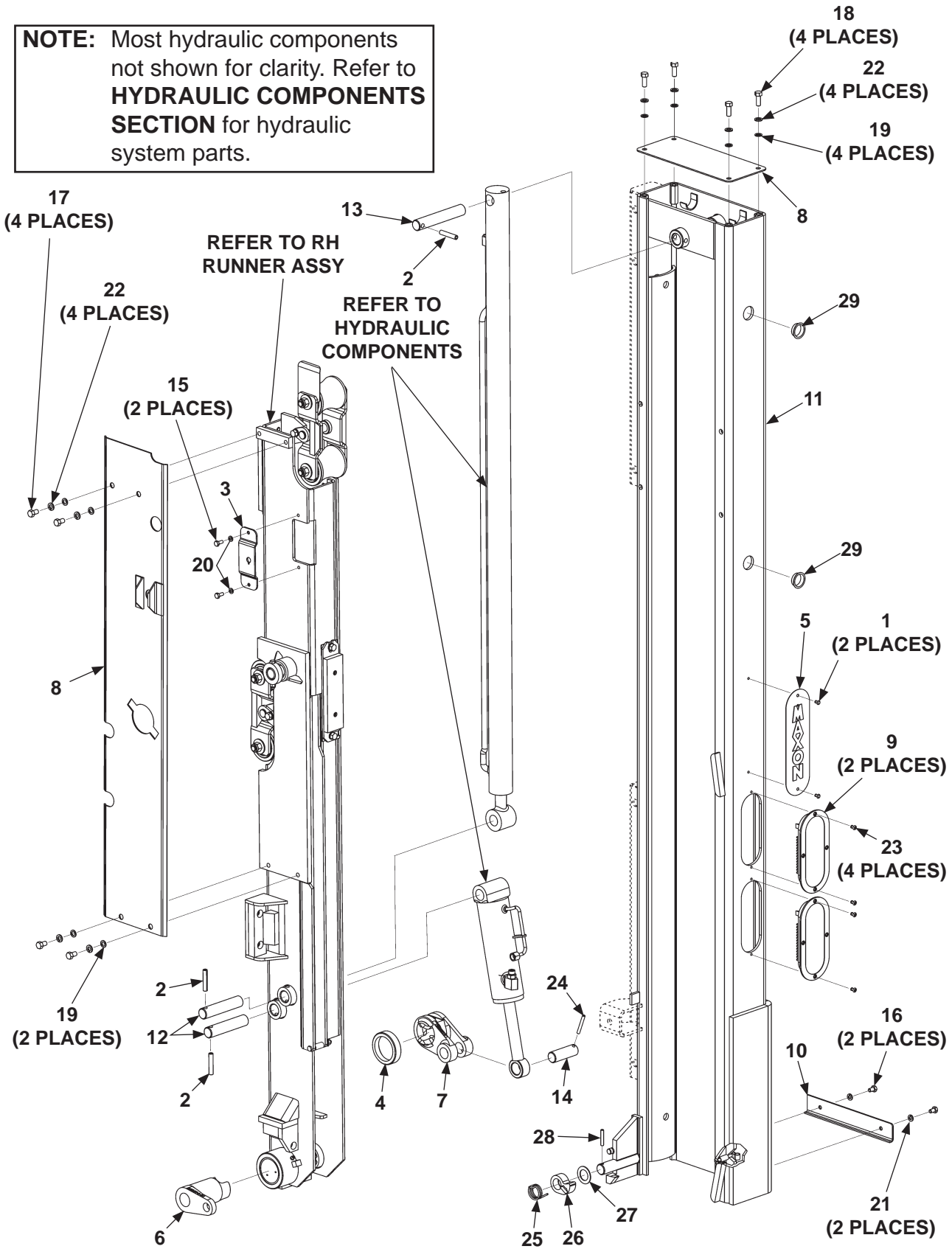


ITEM	QTY.	PART NO.	DESCRIPTION
1	4	902000-20	FLAT WASHER, 3/4"
2	5	040066	LOCK NUT, 1/2"-13
3	2	260181	BOLT, 3/4"-10 X 1-1/4" LG.
4	4	900035-6	HEX HEAD CAP SCREW, 1/2"-13 X 2-1/4" LG, GRADE 8
5	4	900040-5	SOCKET HEAD SCREW, FLAT, 3/8"-16 X 1-1/4" LG.
6	2	900037-11	SOCKET HEAD CAP SCREW, 1/2"-13 X 2-1/4" LG, GRADE 8
7	4	901002	NYLON LOCK NUT, 3/8"-16
8	1	901008	NYLON LOCK NUT, 1/2"-20
9	1	282622-01	CONNECTOR BAR ASSEMBLY, 96" WIDE
		282622-02	CONNECTOR BAR ASSEMBLY, 102" WIDE
9A	2	905200	BEARING, SELF LUBE, 2-1/4" I.D. X 2-1/2" LG.
9B	2	900014-5	HEX HEAD BOLT, 3/8"-16 X 1-1/4" LG.
9C	2	902000-10	FLAT WASHER, 3/8"
9D	2	253516	RUBBER BUMPER
9E	2	901002	NYLON LOCK NUT, 3/8"-16
10	4	902001-2	FLAT WASHER, 3/8"
11	2	902011-9	LOCK WASHER, 3/4"
12	4	902013-13	FLAT WASHER, 1/2"
13	1	280340-01	EXTENSION PLATE, 96" UNIT
		280340-02	EXTENSION PLATE, 102" UNIT
14	1	900036-10	SOCKET HEAD CAP SCREW, 1/2"-20 X 3" LG, GRADE 8
15	2	280103	PIN, 13" LG, STAINLESS STEEL

RH COLUMN ASSEMBLY

NOTE: Most hydraulic components not shown for clarity. Refer to **HYDRAULIC COMPONENTS SECTION** for hydraulic system parts.

MAXON® 11921 Slauson Ave. Santa Fe Springs, CA. 90670 (800) 227-4116 FAX (888) 771-7713

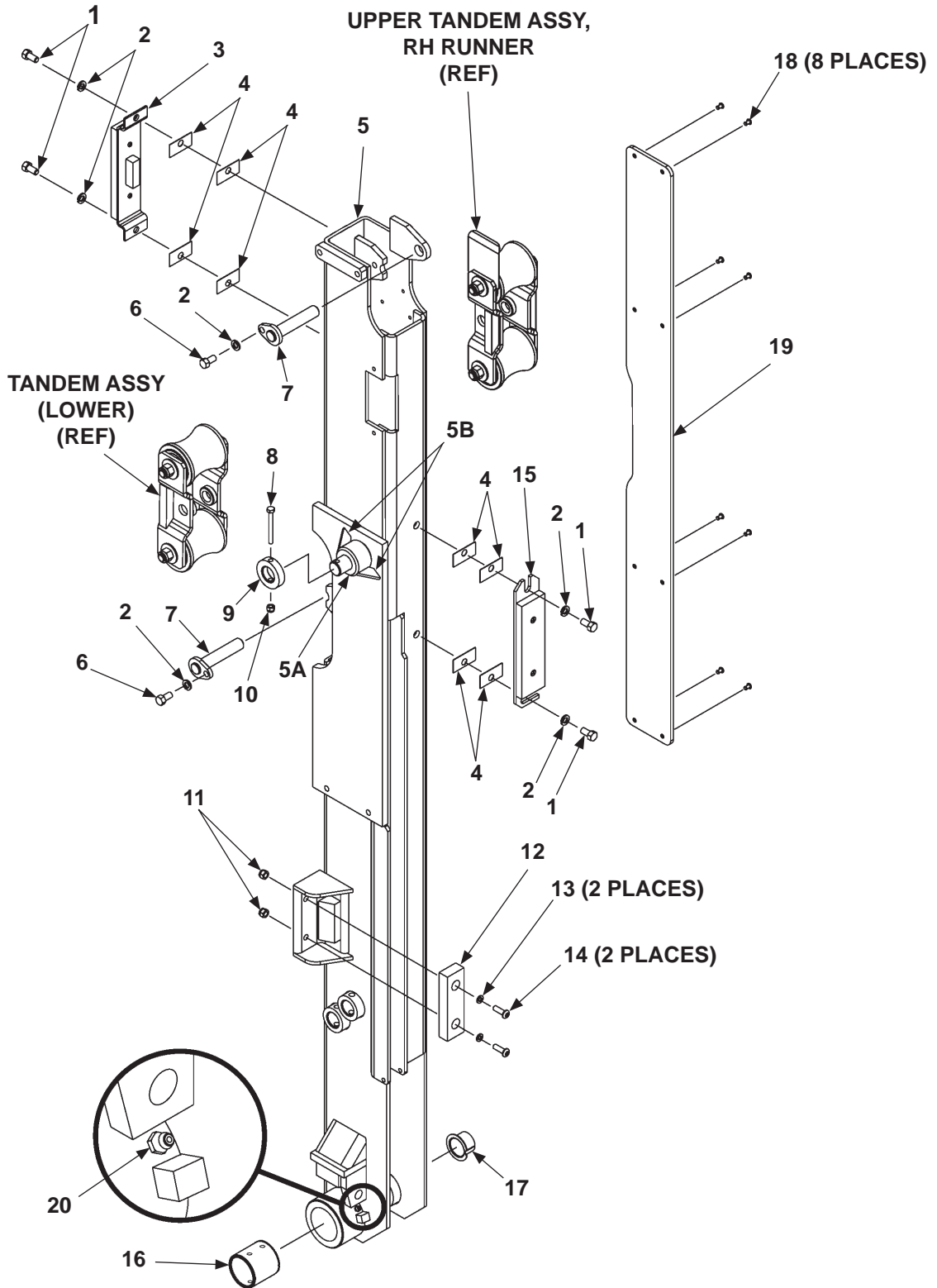


ITEM	QTY.	PART NO.	DESCRIPTION
REF	1	268063-01	COLUMN ASSEMBLY, RH, 35/44 (WITH MOUNTING TUBES)
		268063-02	COLUMN ASSEMBLY, RH, 55/66 (WITH MOUNTING TUBES)
		268374-01	COLUMN ASSEMBLY, RH, 35/44 (W/O MOUNTING TUBES)
		268374-02	COLUMN ASSEMBLY, RH, 55/66 (W/O MOUNTING TUBES)
1	2	207644	POP RIVET, 3/16" X 7/16" LG.
2	3	221416	ROLL PIN, 3/8" X 2" LG.
3	1	253694	SWITCH PLATE
4	1	253695	BUSHING
5	1	260478	MAXON VERTICAL PLATE, 3" X 10-1/8" LG.
6	1	260516-01	COUPLING OUTSIDE, MACHINED
7	1	260517	COUPLING INSIDE, CASTING
8	1	263114	COLUMN COVER
9	2	265924-01	LED LIGHT, OVAL, RED
10	1	268009-01	COVER
11	1	268065-01	COLUMN WELDMENT, RH (WITH MOUNTING TUBES)
		268372-01	COLUMN WELDMENT, RH (W/O MOUNTING TUBES)
12	2	268068-01	PIN, STAINLESS STEEL, 1" O.D. X 4-3/4" LG.
13	1	268068-02	PIN, STAINLESS STEEL, 1" O.D. X 5-7/8" LG.
14	1	268068-04	PIN, STAINLESS STEEL, 1" O.D. X 2-15/16" LG.
15	2	900000-1	BOLT, HEX, 1/4"-20 X 5/8" LG, GRADE 8
16	2	900009-4	CAP SCREW, 5/16"-18 X 1/2" LG, GRADE 8
17	4	900014-12	CAP SCREW, HEX, 3/8"-16 X 5/8" LG, GRADE 8
18	4	900014-4	CAP SCREW, HEX, 3/8"-16 X 1" LG, GRADE 8
19	8	902000-10	FLAT WASHER, 3/8"
20	2	902011-2	LOCK WASHER, 1/4"
21	2	902011-3	LOCK WASHER, 5/16", GRADE 8
22	8	902011-4	LOCK WASHER, 3/8"
23	4	904005-2	POP RIVET, 3/16" X .565" LG.
24	1	905033-5	ROLL PIN, 1/4" X 2" LG.
25	1	260404-02	TORSION SPRING, R/H
26	1	260783-02	ROTATING CAST BLOCK, R/H
27	1	902028-16	FLAT WASHER, 1-5/8"O.D. X 1.015 I.D. X 1/16"
28	1	905033-1	ROLL PIN, 1/4" O.D. X 1-1/2" LG.
29	2	260403	PLUG

RH RUNNER ASSEMBLY

MAXON[®]

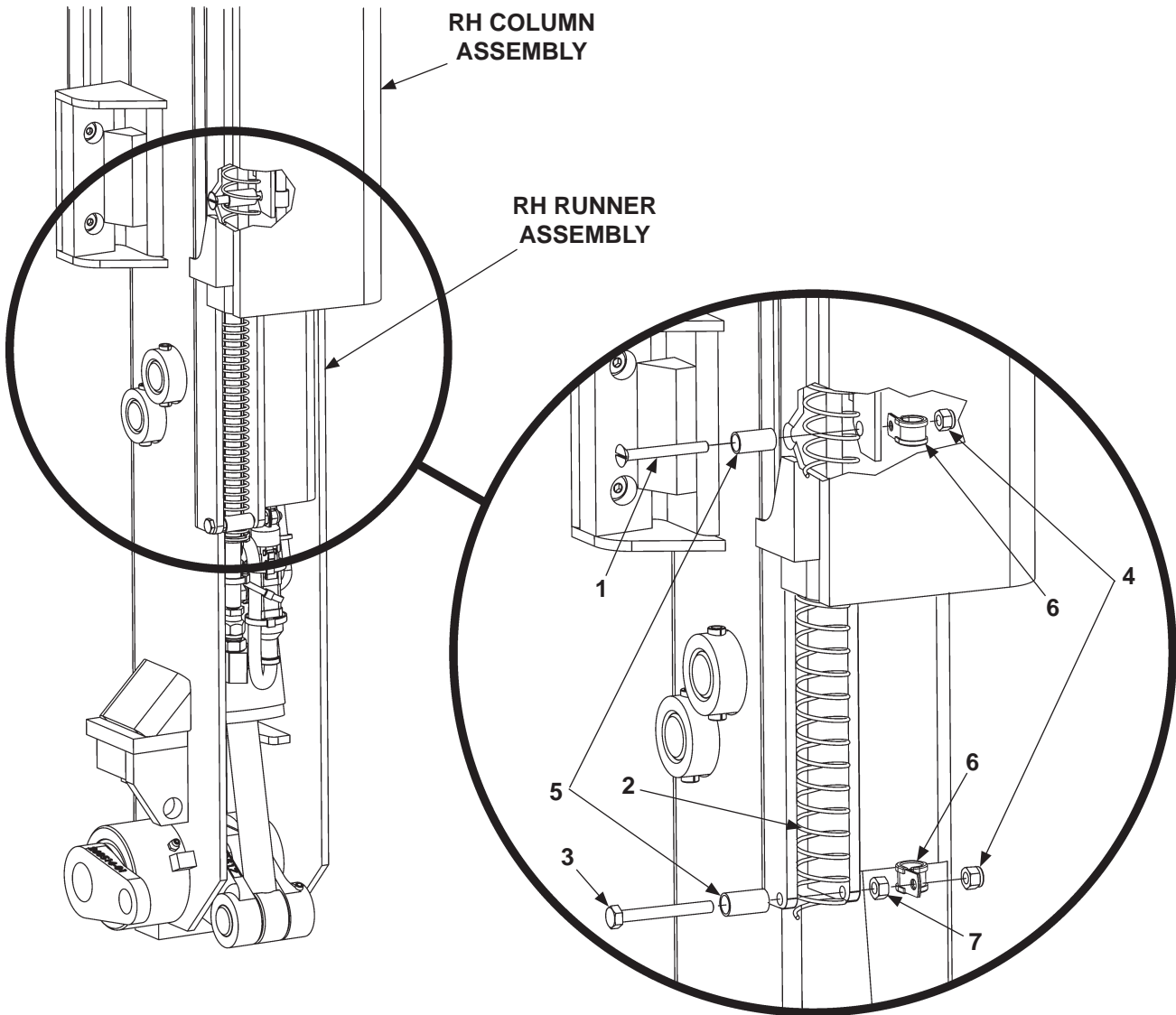
11921 Slauson Ave. Santa Fe Springs, CA. 90670 (800) 227-4116 FAX (888) 771-7713



ITEM	QTY.	PART NO.	DESCRIPTION
REF	1	280706-01	RH RUNNER ASSEMBLY
1	4	900014-12	HEX HEAD CAP SCREW, 3/8"-16 X 5/8" LG, GRADE 8
2	6	902011-4	LOCK WASHER, 3/8"
3	1	263221	UPPER PAD SUPPORT ASSEMBLY
4	A/R	263030	SPACER
5	1	280704-01	RH RUNNER
5A	1	253614	CHAIN BRACKET WELDMENT
5B	2	253645	GUSSET, CHAIN BRACKET
6	2	900014-3	HEX HEAD CAP SCREW, 3/8" - 16 X 3/4" LG, GRADE 8
7	2	280067	ARM WELDMENT
8	1	900000-10	BOLT, 1/4"-20 X 2-1/2" LG, GRADE 8
9	1	253615	PIN COLLAR, 1/2"
10	1	901000	NYLON LOCK NUT, 1/4"-20
11	2	901001	NYLON LOCK NUT, 5/16"-18
12	1	225278-02	RUBBER BUMPER
13	2	902013-10	FLAT WASHER, 5/16"
14	2	900001-4	BUTTON HEAD SCREW, 5/16"-18 X 1-1/4" LG.
15	1	263225	LOWER PAD SUPPORT ASSEMBLY
16	1	908011-01	BEARING, SELF LUBE, 2-1/2" DIA. X 2-1/8" LG.
17	1	253595	BEARING, SELF LUBE, 1-1/4" DIA. X 1" LG.
18	8	207644	POP RIVET, 3/16" X .40" LG.
19	1	253543	PAD
20	1	224342	GREASE FITTING 1/4"

NOTE: A/R means As Required.

SPRING GUARD MOUNTING

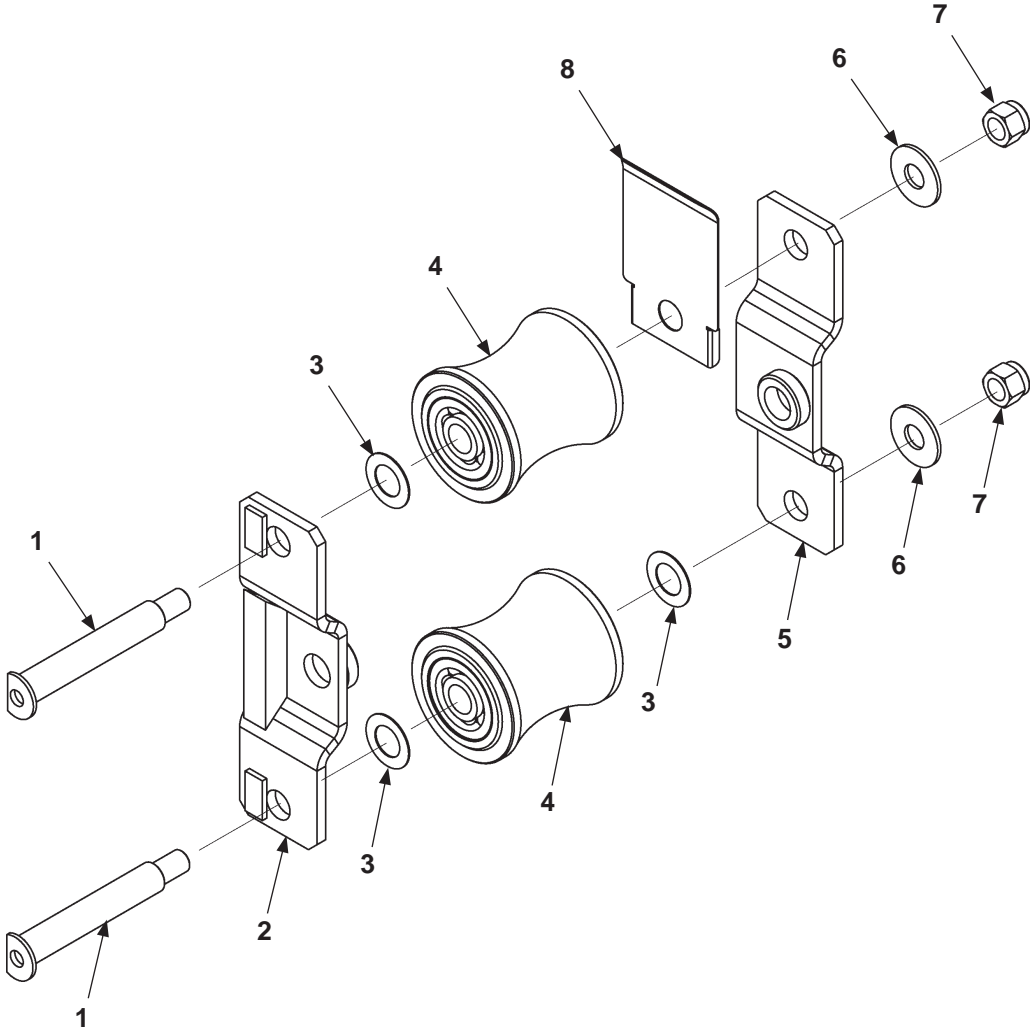


ITEM	QTY.	PART NO.	DESCRIPTION
1	1	260299	FLAT HEAD SCREW, 1/4"-20 X 2-1/4" LG.
2	1	253603-01	SPRING GUARD, 40" LG.
3	1	900000-10	HEX HEAD BOLT, 1/4"-20 X 2-1/2" LG, GRADE 8
4	2	901000	NYLON LOCK NUT, 1/4"-20
5	2	253621	BUSHING, 1/2" DIA. X 15/16" LG.
6	2	214663	CLAMP, #8 RUBBER LOOM
7	1	901011-1	NUT HEX, 1/4"-20

MAXON®

11921 Slauson Ave. Santa Fe Springs, CA. 90670 (800) 227-4116 FAX (888) 771-7713

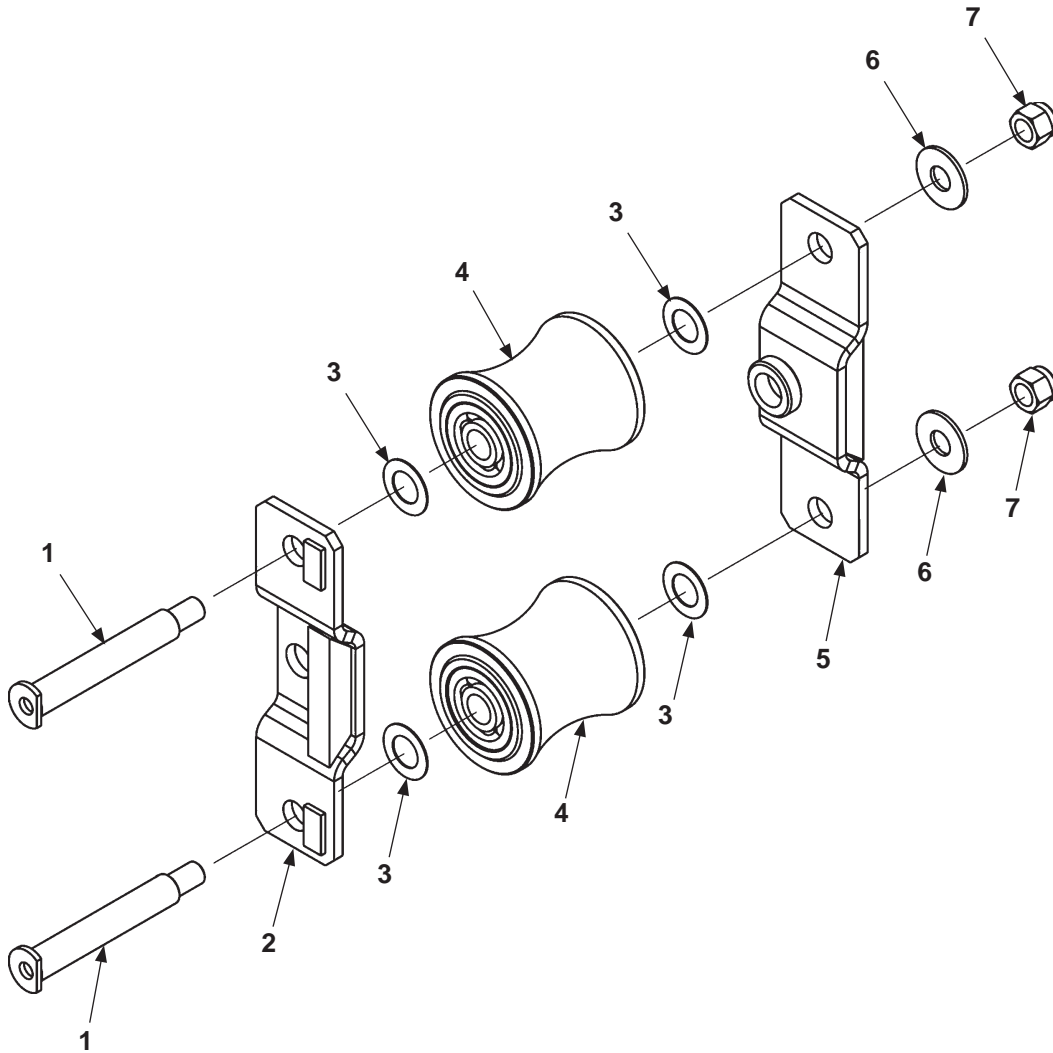
UPPER TANDEM ASSEMBLY, RH RUNNER



ITEM	QTY.	PART NO.	DESCRIPTION
REF	1	280055-02	UPPER TANDEM ASSEMBLY, RH RUNNER
1	2	253509-01	ROLLER AXLE
2	1	280064	ROLLER BRACKET
3	3	261182	FLAT WASHER, .72" I.D. X 1-1/4" O.D. STAINLESS STEEL
4	2	253550-100	ROLLER
5	1	280063	ROLLER BRACKET
6	2	902014	FLAT WASHER, 5/8" I.D. X 1-3/8" O.D.
7	2	901008	NYLON LOCK NUT, 1/4"-20
8	1	280851-01	ROLLER COVER

MAXON[®] 11921 Slauson Ave. Santa Fe Springs, CA. 90670 (800) 227-4116 FAX (888) 771-7713

TANDEM ASSEMBLY (LOWER)



ITEM	QTY.	PART NO.	DESCRIPTION
REF	1	280055	TANDEM ASSEMBLY
1	2	253509-01	ROLLER AXLE
2	1	280064	ROLLER BRACKET
3	4	261182	FLAT WASHER, .72" I.D. X 1-1/4" O.D. STAINLESS STEEL
4	2	253550-100	ROLLER
5	1	280063	ROLLER BRACKET
6	2	902014	FLAT WASHER, 5/8" I.D. X 1-3/8" O.D.
7	2	901008	NYLON LOCK NUT, 1/4"-20

MAXON[®]

11921 Slauson Ave. Santa Fe Springs, CA. 90670 (800) 227-4116 FAX (888) 771-7713

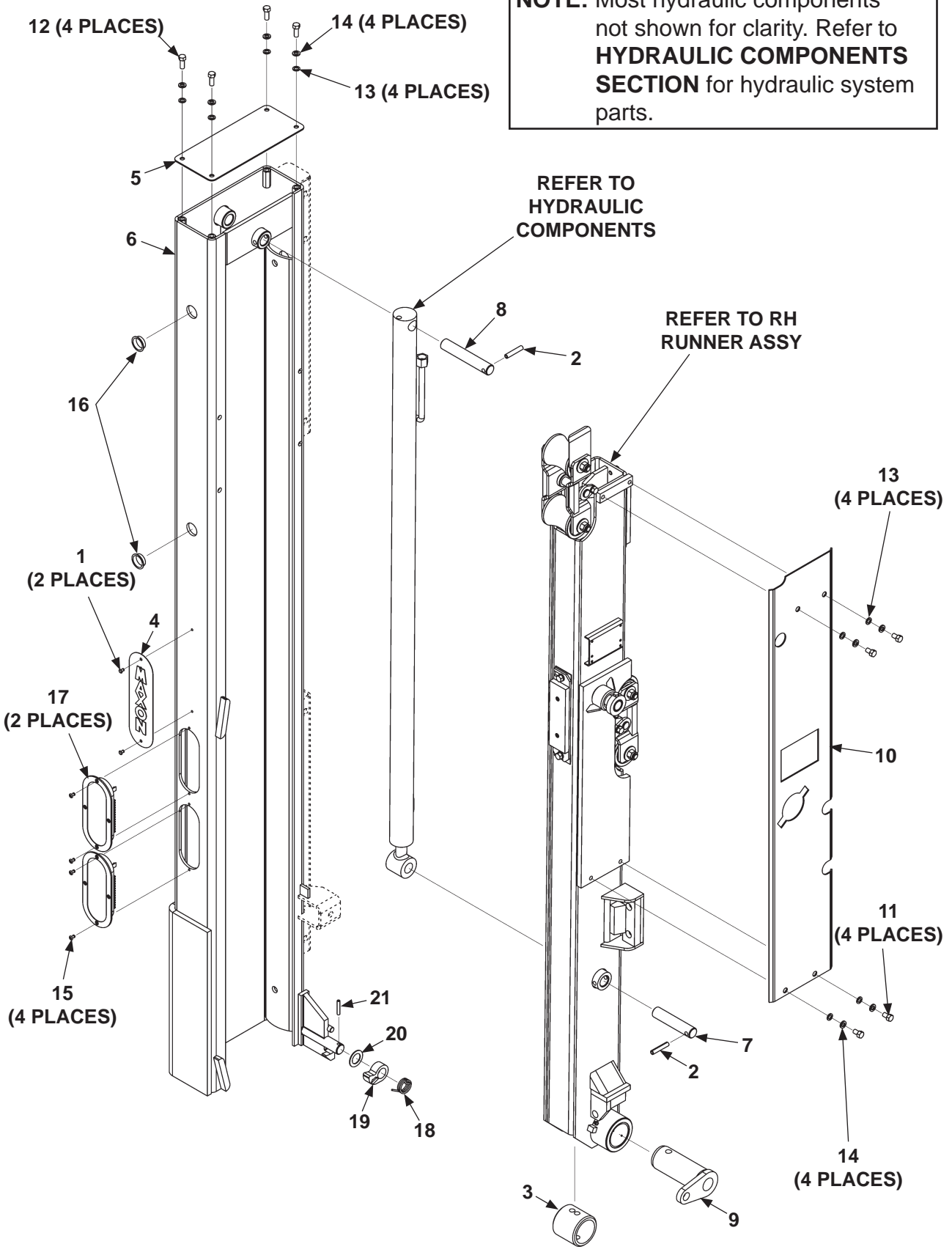
THIS PAGE INTENTIONALLY LEFT BLANK

LH COLUMN ASSEMBLY

MAXON

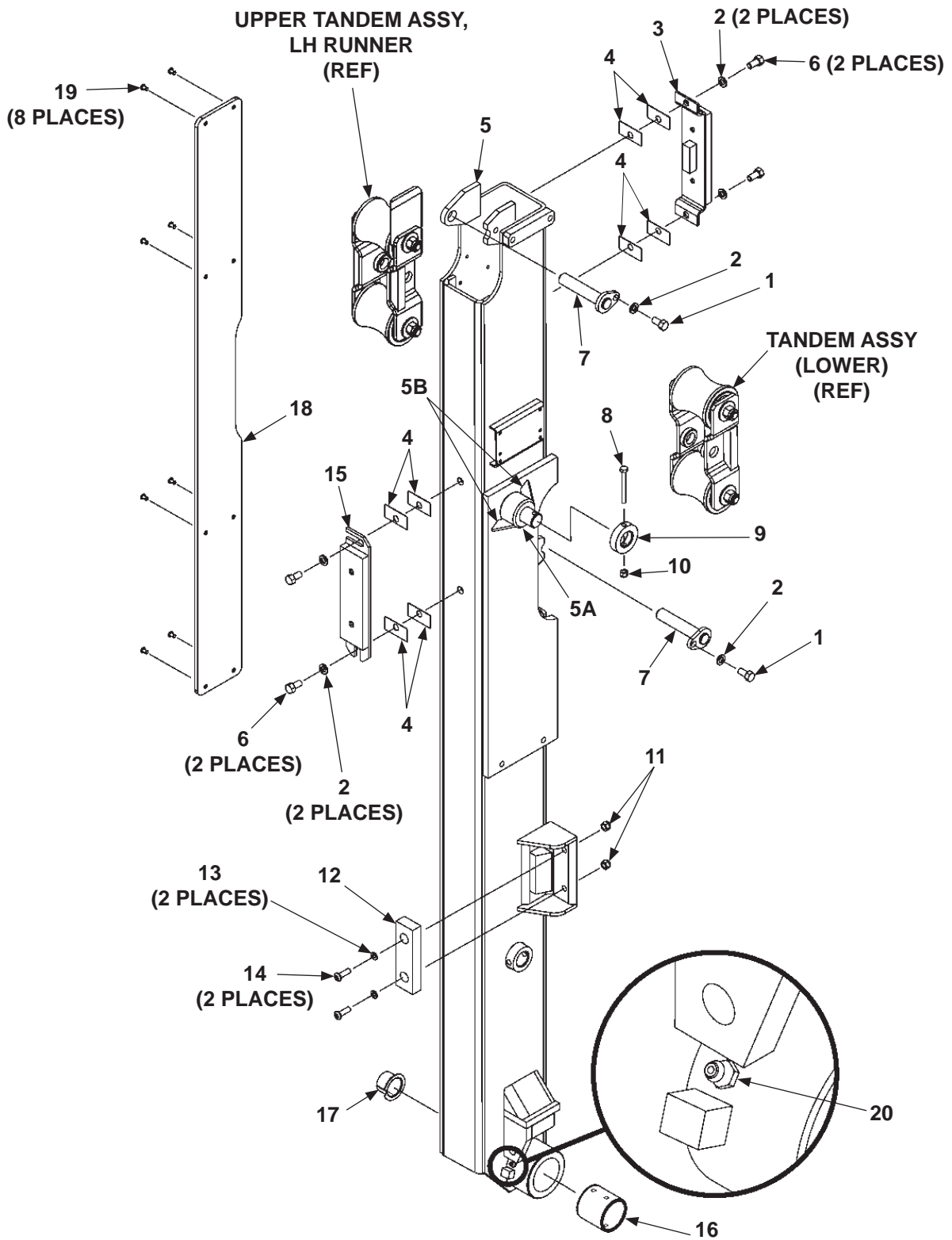
11921 Slauson Ave. Santa Fe Springs, CA. 90670 (800) 227-4116 FAX (888) 771-7713

NOTE: Most hydraulic components not shown for clarity. Refer to **HYDRAULIC COMPONENTS SECTION** for hydraulic system parts.



ITEM	QTY.	PART NO.	DESCRIPTION
REF	1	268062-01	COLUMN ASSEMBLY, LH, 35/44 (WITH MOUNTING TUBES)
		268062-02	COLUMN ASSEMBLY, LH, 55/66 (WITH MOUNTING TUBES)
		268373-01	COLUMN ASSEMBLY, LH, 35/44 (W/O MOUNTING TUBES)
		268373-02	COLUMN ASSEMBLY, LH, 55/66 (W/O MOUNTING TUBES)
1	2	207644	POP RIVET, 3/16" X .402" LG.
2	2	221416	ROLL PIN, 3/8" X 2" LG.
3	1	253696	PIN COLLAR, 2-3/4" LG.
4	1	260478	MAXON VERTICAL PLATE, 3" X 10-1/8" LG.
5	1	263114	COLUMN COVER
6	1	268064-01	COLUMN WELDMENT, LH
7	1	268068-01	PIN, STAINLESS STEEL, 1" O.D. X 4-3/4" LG.
8	1	268068-02	PIN, STAINLESS STEEL, 1" O.D. X 5-7/8" LG.
9	1	280623-01	COUPLING LH, MACHINED
10	1	280666-01	COLUMN COVER, LH
11	4	900014-12	CAP SCREW, HEX, 3/8"-16 X 5/8" LG, GRADE 8
12	4	900014-4	CAP SCREW, HEX, 3/8"-16 X 1" LG, GRADE 8
13	8	902000-10	FLAT WASHER, 3/8"
14	8	902011-4	LOCK WASHER, 3/8"
15	4	904005-2	POP RIVET, 3/16" X .565" LG.
16	2	260403	PLUG
17	2	265924-01	LED LIGHT, OVAL, RED
18	1	260404-01	TORSION SPRING, L/H
19	1	260783-01	ROTATING CAST BLOCK, L/H
20	1	902028-16	FLAT WASHER, 1-5/8"O.D. X 1.015 I.D. X 1/16"
21	1	905033-1	ROLL PIN, 1/4" O.D. X 1-1/2" LG.

LH RUNNER ASSEMBLY



MAXON® 11921 Slauson Ave. Santa Fe Springs, CA. 90670 (800) 227-4116 FAX (888) 771-7713

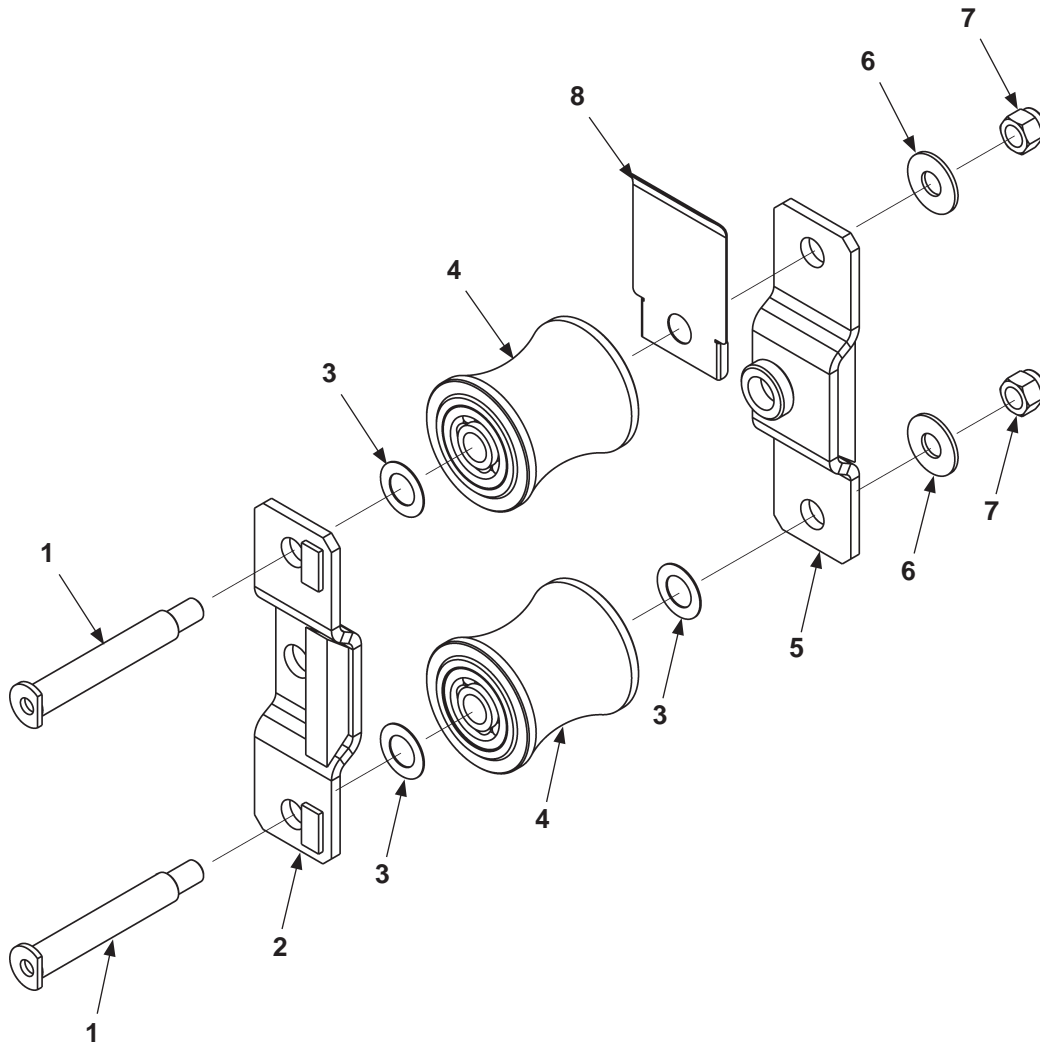
ITEM	QTY.	PART NO.	DESCRIPTION
REF	1	280705-01	LH RUNNER ASSEMBLY
1	2	900014-3	HEX HEAD CAP SCREW, 3/8"-16 X 3/4" LG, GRADE 8
2	6	902011-4	LOCK WASHER, 3/8"
3	1	263221	UPPER PAD SUPPORT ASSEMBLY
4	A/R	263030	SPACER
5	1	280703-01	LH RUNNER
5A	1	253614	CHAIN BRACKET WELDMENT
5B	2	253645	GUSSET, CHAIN BRACKET
6	4	900014-12	HEX HEAD CAP SCREW, 3/8"-16 X 5/8" LG, GRADE 8
7	2	280067	ARM WELDMENT
8	1	900000-10	HEX HEAD BOLT, 1/4"-20 X 2-1/2" LG, GRADE 8
9	1	253615	PIN COLLAR, 1/2"
10	1	901000	NYLON LOCK NUT, 1/4"-20
11	2	901001	NYLON LOCK NUT, 5/16"-18
12	1	225278-02	RUBBER BUMPER
13	2	902013-10	FLAT WASHER, 5/16"
14	2	900001-4	BUTTON HEAD SCREW, 5/16"-18 X 1-1/4" LG.
15	1	263225	LOWER PAD SUPPORT ASSEMBLY
16	1	908011-01	BEARING, SELF LUBE, 2.50" DIA. X 2-1/8" LG.
17	1	253595	BEARING, SELF LUBE, 1-1/4" DIA. X 1" LG.
18	1	253543	PAD
19	8	207644	POP RIVET, 3/16" X .40" LG.
20	1	224342	GREASE FITTING 1/4"

NOTE: A/R means As Required.

UPPER TANDEM ASSEMBLY, LH RUNNER

MAXON[®]

11921 Slauson Ave. Santa Fe Springs, CA. 90670 (800) 227-4116 FAX (888) 771-7713



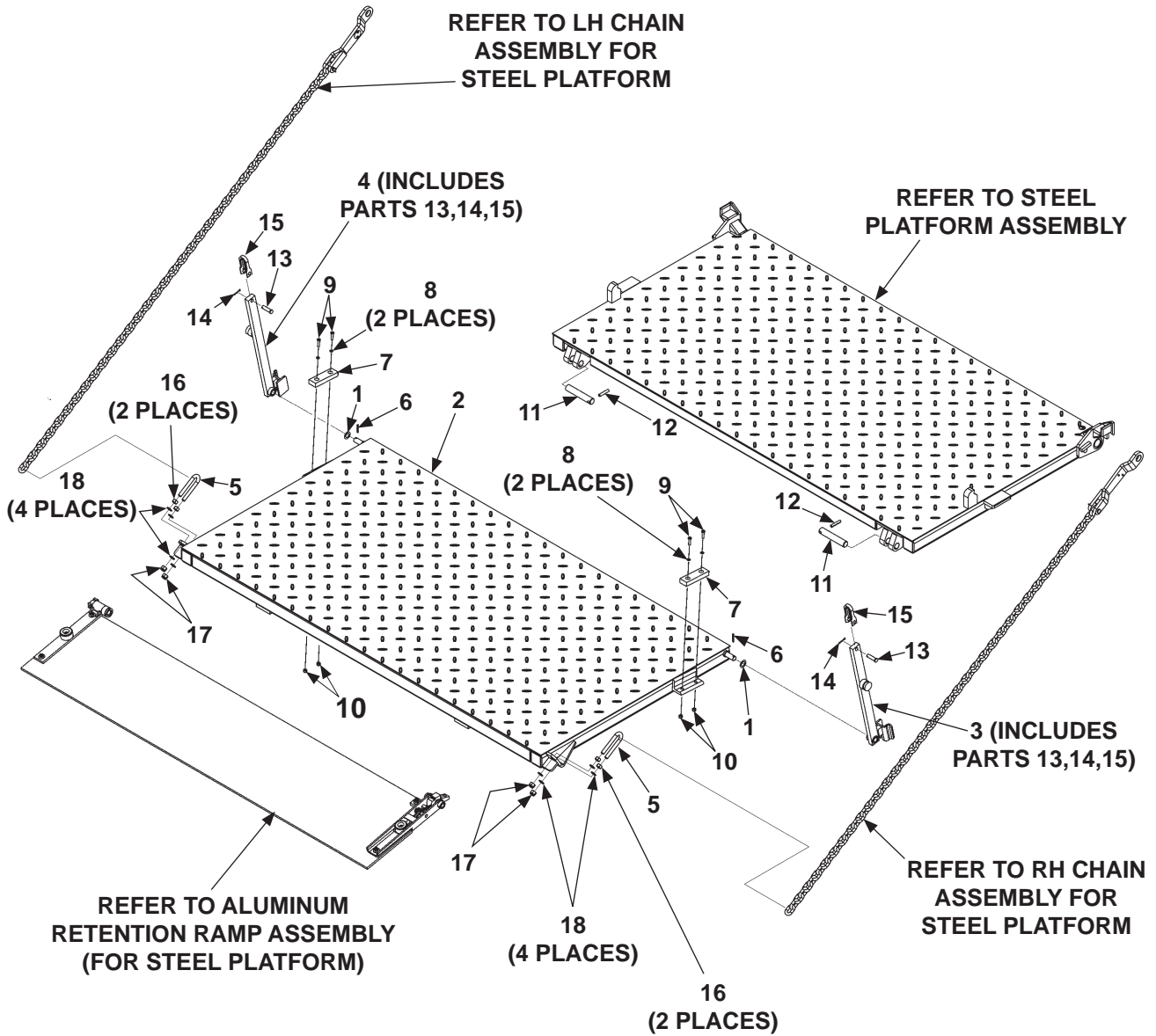
ITEM	QTY.	PART NO.	DESCRIPTION
REF	1	280055-01	UPPER TANDEM ASSEMBLY, LH RUNNER
1	2	253509-01	ROLLER AXLE
2	1	280064	ROLLER BRACKET
3	3	261182	FLAT WASHER, .72" I.D. X 1-1/4" O.D. STAINLESS STEEL
4	2	253550-100	ROLLER
5	1	280063	ROLLER BRACKET
6	2	902014	FLAT WASHER, 5/8" I.D. X 1-3/8" O.D.
7	2	901008	NYLON LOCK NUT, 1/4"-20
8	1	280851-01	ROLLER COVER

THIS PAGE INTENTIONALLY LEFT BLANK

PLATFORM, FLIPOVER, AND CHAIN ASSEMBLY - 1 (STEEL)

MAXON[®]

11921 Slauson Ave. Santa Fe Springs, CA. 90670 (800) 227-4116 FAX (888) 771-7713



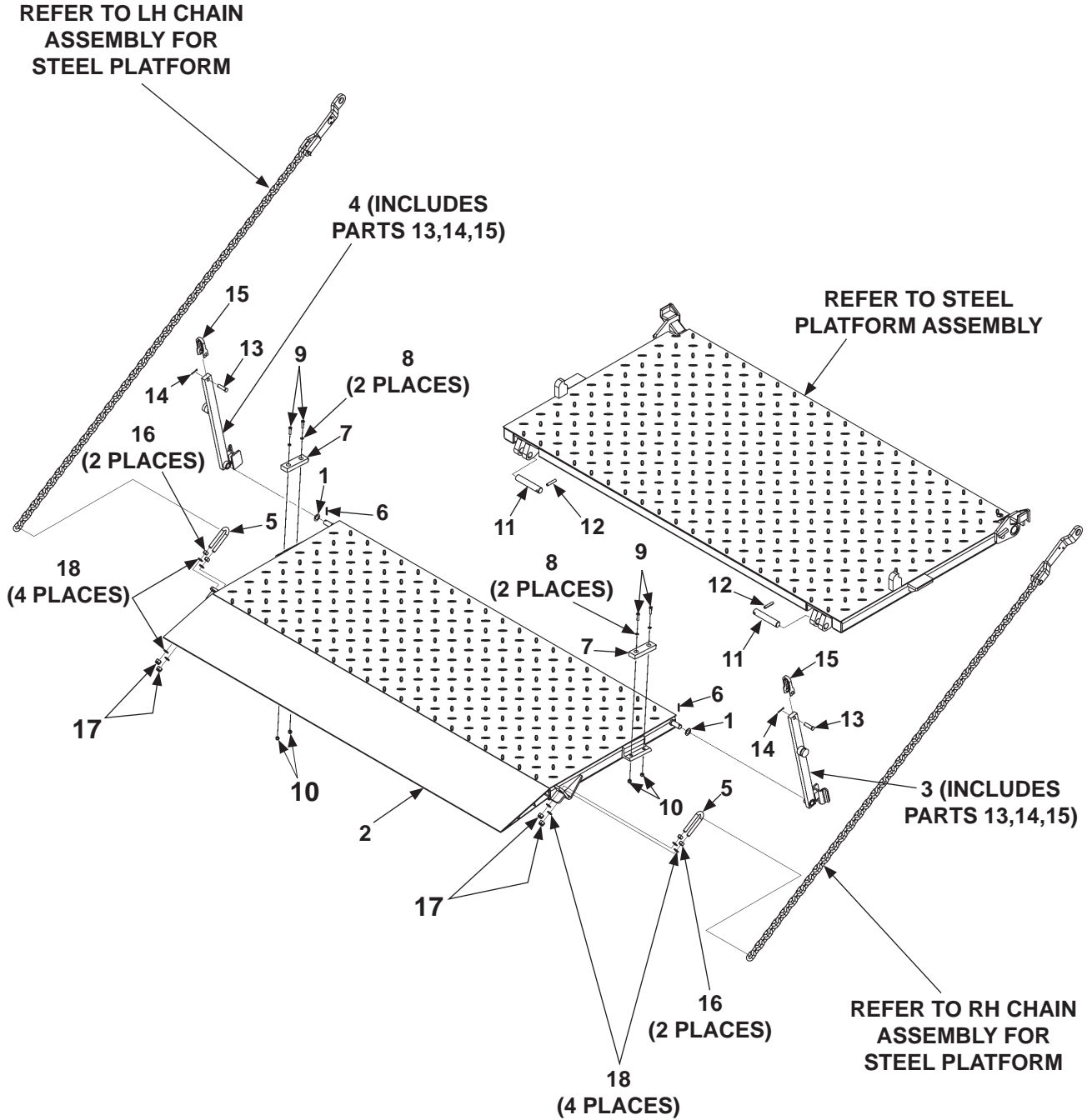
ITEM	QTY.	PART NO.	DESCRIPTION
1	2	261685	FLAT WASHER, 3/4" I.D. STAINLESS STEEL
2	1	282868-03	FLIPOVER, 80"W X 42"D (BMRSD 55-66, 96" WIDE VEHICLE)
		282868-06	FLIPOVER, 86"W X 42"D (BMRSD 55-66, 102" WIDE VEHICLE)
		282868-09	FLIPOVER, 80"W X 42"D (BMRSD 35-44, 96" WIDE VEHICLE)
		282868-12	FLIPOVER, 86"W X 42"D (BMRSD 35-44, 102" WIDE VEHICLE)
3	1	280030-06	OPENER ASSEMBLY RH, 42" + 42" *
		280030-10	OPENER ASSEMBLY RH, 42" + 30" *
4	1	280030-05	OPENER ASSEMBLY LH, 42" + 42" *
		280030-09	OPENER ASSEMBLY LH, 42" + 30" *
5	2	282854-01	U-BOLT
6	2	905015-3	ROLL PIN, 3/16" X 1-1/2" LG.
7	2	225278-02	BUMPER
8	4	902013-10	FLAT WASHER, 5/16"
9	4	900001-4	BUTTON HEAD SCREW, 5/16"-18 X 1-1/4" LG.
10	4	901001	NYLON LOCK NUT, 5/16"-18
11	2	268068-03	PIN, STAINLESS STEEL 5-1/2" LG.
12	2	221416	ROLL PIN, 3/8" X 2" LG.
13	2	905136-01	CLEVIS PIN, 1/2" X 1-7/8" LG, GRADE 8
14	2	030805	COTTER PIN, 1/8" X 1" LG.
15	2	280644-01	ANCHOR SHACKLE
16	4	901011-9	NUT, 1/2"
17	4	901010	NYLON LOCK NUT, 1/2"-13
18	8	902000-14	FLAT WASHER, 1/2"

* PLATFORM + FLIPOVER DEPTH

PLATFORM, FLIPOVER, AND CHAIN ASSEMBLY - 2 (STEEL)

MAXON[®]

11921 Slauson Ave. Santa Fe Springs, CA. 90670 (800) 227-4116 FAX (888) 771-7713



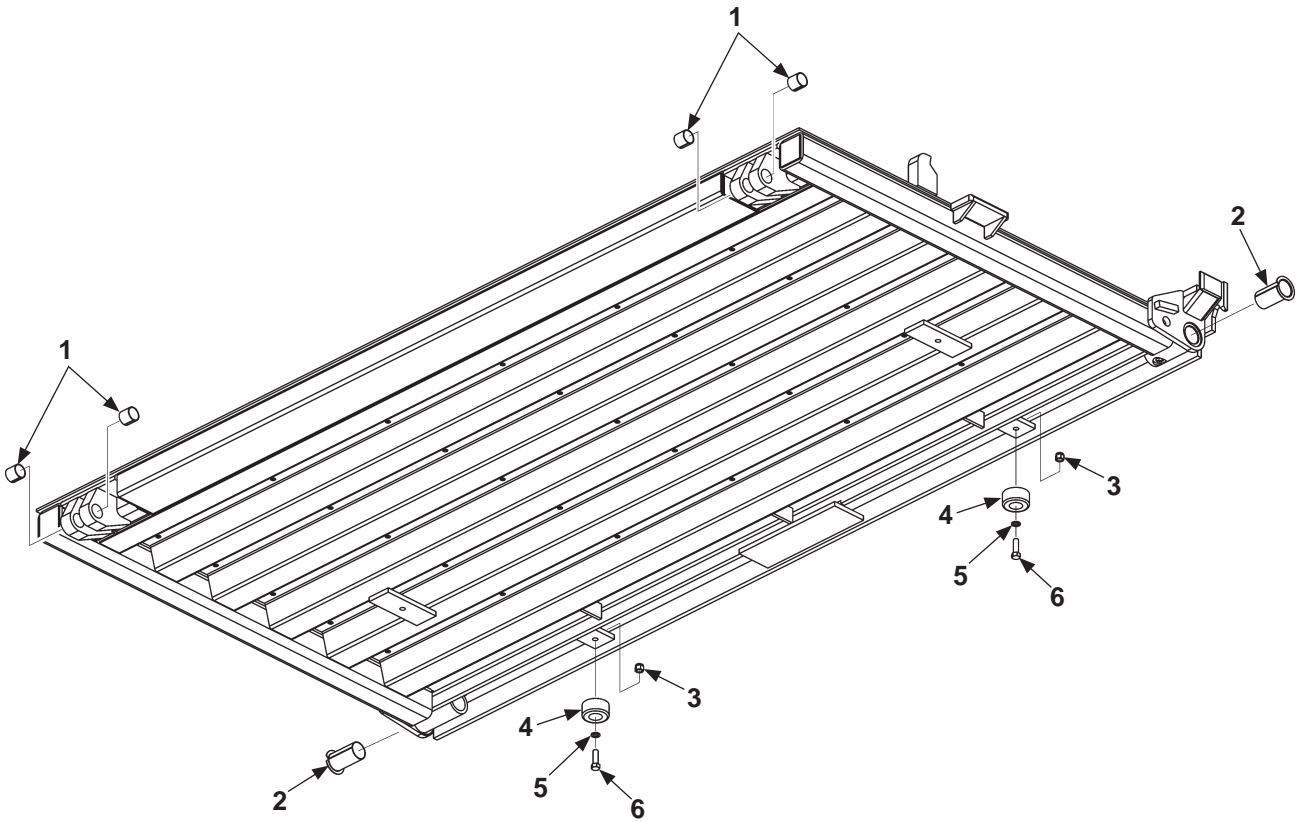
ITEM	QTY.	PART NO.	DESCRIPTION
1	2	261685	FLAT WASHER, 3/4" I.D. STAINLESS STEEL
2	1	282873-607	FLIPOVER, 80"W X 30"D + 12 FIX RAMP (BMRSD 55-66, 96" WIDE VEHICLE)
		282873-617	FLIPOVER, 86"W X 30"D + 12 FIX RAMP (BMRSD 55-66, 102" WIDE VEHICLE)
		282873-407	FLIPOVER, 80"W X 30"D + 12 FIX RAMP (BMRSD 35-44, 96" WIDE VEHICLE)
		282873-417	FLIPOVER, 86"W X 30"D + 12 FIX RAMP (BMRSD 35-44, 102" WIDE VEHICLE)
3	1	280030-06	OPENER ASSEMBLY RH, 42" + 42" *
		280030-10	OPENER ASSEMBLY RH, 42" + 30" *
4	1	280030-05	OPENER ASSEMBLY LH, 42" + 42" *
		280030-09	OPENER ASSEMBLY LH, 42" + 30" *
5	2	282854-01	U-BOLT
6	2	905015-3	ROLL PIN, 3/16" X 1-1/2" LG.
7	2	225278-02	BUMPER
8	4	902013-10	FLAT WASHER, 5/16"
9	4	900001-4	BUTTON HEAD SCREW, 5/16"-18 X 1-1/4" LG.
10	4	901001	NYLON LOCK NUT, 5/16"-18
11	2	268068-03	PIN, STAINLESS STEEL 5-1/2" LG.
12	2	221416	ROLL PIN, 3/8" X 2" LG.
13	2	905136-01	CLEVIS PIN, 1/2" X 1-7/8" LG, GRADE 8
14	2	030805	COTTER PIN, 1/8" X 1" LG.
15	2	280644-01	ANCHOR SHACKLE
16	4	901011-9	NUT, 1/2"
17	4	901010	NYLON LOCK NUT, 1/2"-13
18	8	902000-14	FLAT WASHER, 1/2"

* PLATFORM + FLIPOVER DEPTH

PLATFORM ASSEMBLY (STEEL)

MAXON[®]

11921 Slauson Ave. Santa Fe Springs, CA. 90670 (800) 227-4116 FAX (888) 771-7713



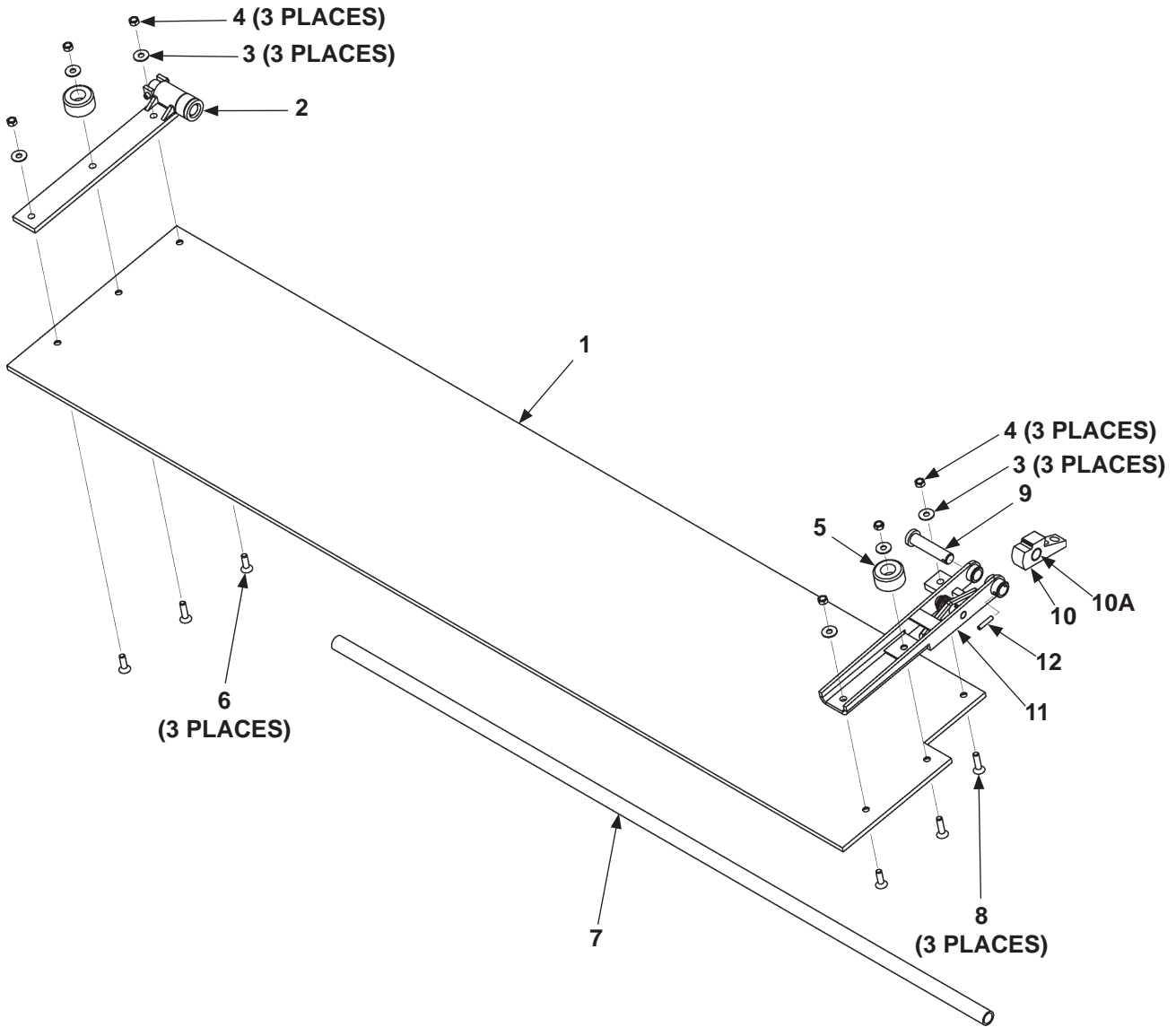
ITEM	QTY.	PART NO.	DESCRIPTION
REF	1	282600-603	PLATFORM, 80"W X 42"D (BMR 55-66, 96" WIDE VEHICLE)
		282600-613	PLATFORM, 86"W X 42"D (BMR 55-66, 102" WIDE VEHICLE)
		282600-403	PLATFORM, 80"W X 42"D (BMR 35-44, 96" WIDE VEHICLE)
		282600-413	PLATFORM, 86"W X 42"D (BMR 35-44, 102" WIDE VEHICLE)
1	4	253657	BEARING, SELF LUBE, 1" DIA. X 1" LG.
2	2	905200	BEARING, SELF LUBE, 2-1/4" DIA. X 2-1/2" LG.
3	2	901002	NYLON LOCK NUT, 3/6"-16
4	2	253516	RUBBER BUMPER
5	2	902000-10	FLAT WASHER, 3/8"
6	2	900014-5	HEX HEAD BOLT, 3/8"-16 X 1-1/4" LG.

MAXON[®] 11921 Slauson Ave. Santa Fe Springs, CA. 90670 (800) 227-4116 FAX (888) 771-7713

ALUMINUM RETENTION RAMP ASSEMBLY (FOR STEEL PLATFORM)


MAXON

11921 Slauson Ave. Santa Fe Springs, CA. 90670 (800) 227-4116 FAX (888) 771-7713



ITEM	QTY.	PART NO.	DESCRIPTION
REF	1	264699-02	AL RET. RAMP ASSY, 16" (96" WIDE VEH)
		264699-03	AL RET. RAMP ASSY, 16" (102" WIDE VEH)
1	1	264697-02	ALUMINUM RAMP 16" X 77" LG. (96" WIDE VEH)
		264697-03	ALUMINUM RAMP 16" X 83" LG. (102" WIDE VEH)
2	1	253524	HINGE ASSEMBLY LH
3	6	902001-2	FLAT WASHER, 3/8"
4	6	030955	NYLON LOCK NUT, 3/8"-16
5	2	253516	RUBBER BUMPER
6	3	900040-5	SCREW, FLAT SOCKET HEAD, 3/8"-16" X 1-1/4" LG.
7	1	225985	PIPE, 3/4" X 60" LG.
8	3	900040-6	SCREW, FLAT SOCKET HEAD, 3/8"-16 X 1-1/2" LG.
9	1	264586	PIN WELDMENT
10	1	264639	LOCKING CAM
10A	1	260917-06	BEARING, SELF LUBE
11	1	264572	HINGE ASSEMBLY RH
12	1	905033-2	ROLL PIN, 1/4" X 1-1/4" LG.

LH CHAIN ASSEMBLY (FOR STEEL PLATFORM)



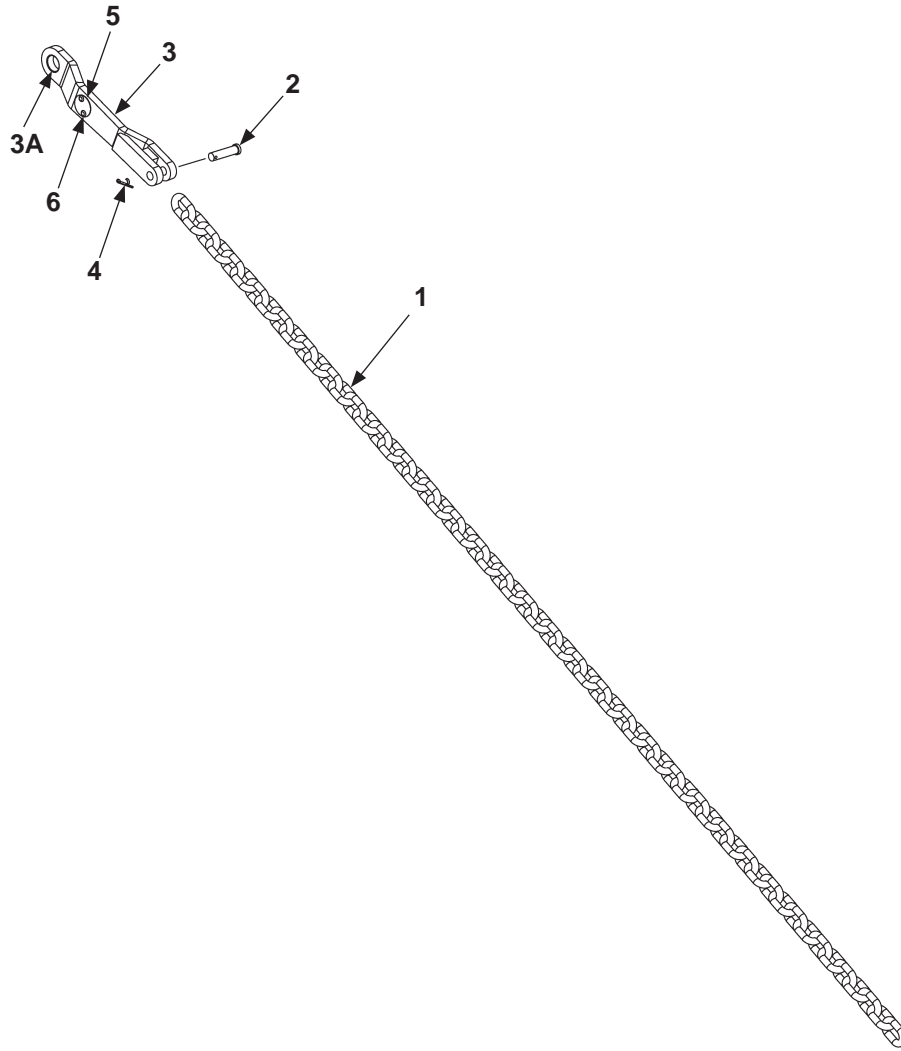
ITEM	QTY.	DESCRIPTION	PART NO.	
			* 42" + 42"	* 42" + 30"
REF	1	CHAIN ASSEMBLY LH	282867-03	282867-01
1	1	CHAIN	282866-02	282866-01
2	1	CLEVIS PIN, 1/2" X 1-7/8" LG.	905136-01	
3	1	TEAR DROP ASSY, LH	280505-01	
3A	1	BEARING, SELF-LUBE	260078	
4	1	COTTER PIN, 1/8" X 1-1/2" LG.	030177	
5	1	KEEP HANDS CLEAR (PLATE) (SEE DECAL SEC)	REF	
6	2	POP RIVET, 3/16" X .40" LG.	REF	

* PLATFORM + FLIPOVER DEPTH

MAXON[®]

11921 Slauson Ave. Santa Fe Springs, CA. 90670 (800) 227-4116 FAX (888) 771-7713

RH CHAIN ASSEMBLY (FOR STEEL PLATFORM)

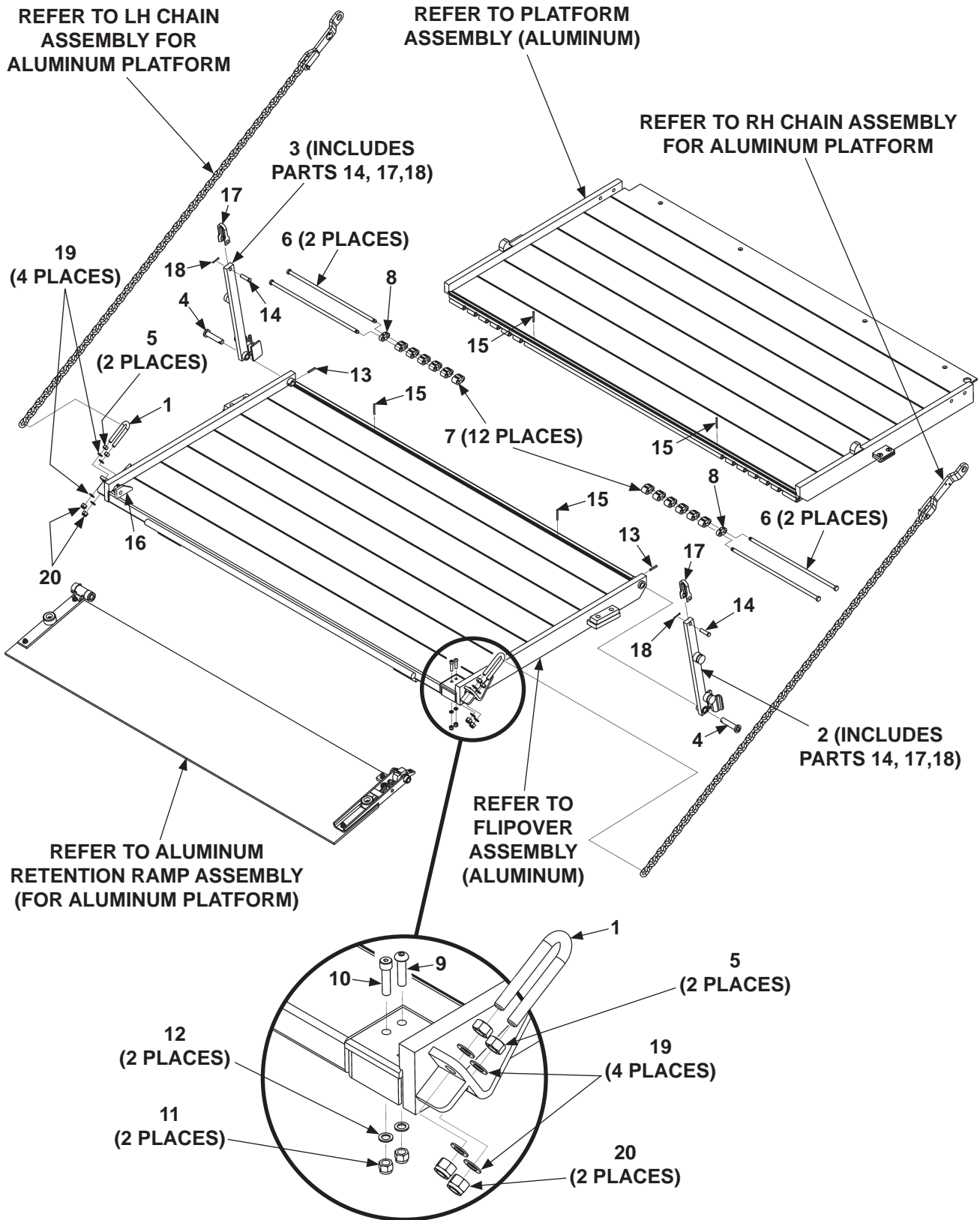


ITEM	QTY.	DESCRIPTION	PART NO.	
			* 42" + 42"	* 42" + 30"
REF	1	CHAIN ASSEMBLY RH	282867-04	282867-02
1	1	CHAIN	282866-02	282866-01
2	1	CLEVIS PIN, 1/2" X 1-7/8" LG.	905136-01	
3	1	TEAR DROP ASSY, RH	280505-02	
3A	1	BEARING, SELF-LUBE	260078	
4	1	COTTER PIN, 1/8" X 1-1/2"	030177	
5	1	KEEP HANDS CLEAR (PLATE) (SEE DECAL SEC)	REF	
6	2	POP RIVET, 3/16" X .40" LG.	REF	

* PLATFORM + FLIPOVER DEPTH

PLATFORM, FLIPOVER, AND CHAIN ASSEMBLY - 1 (ALUMINUM)

MAXON[®] 11921 Slauson Ave. Santa Fe Springs, CA. 90670 (800) 227-4116 FAX (888) 771-7713



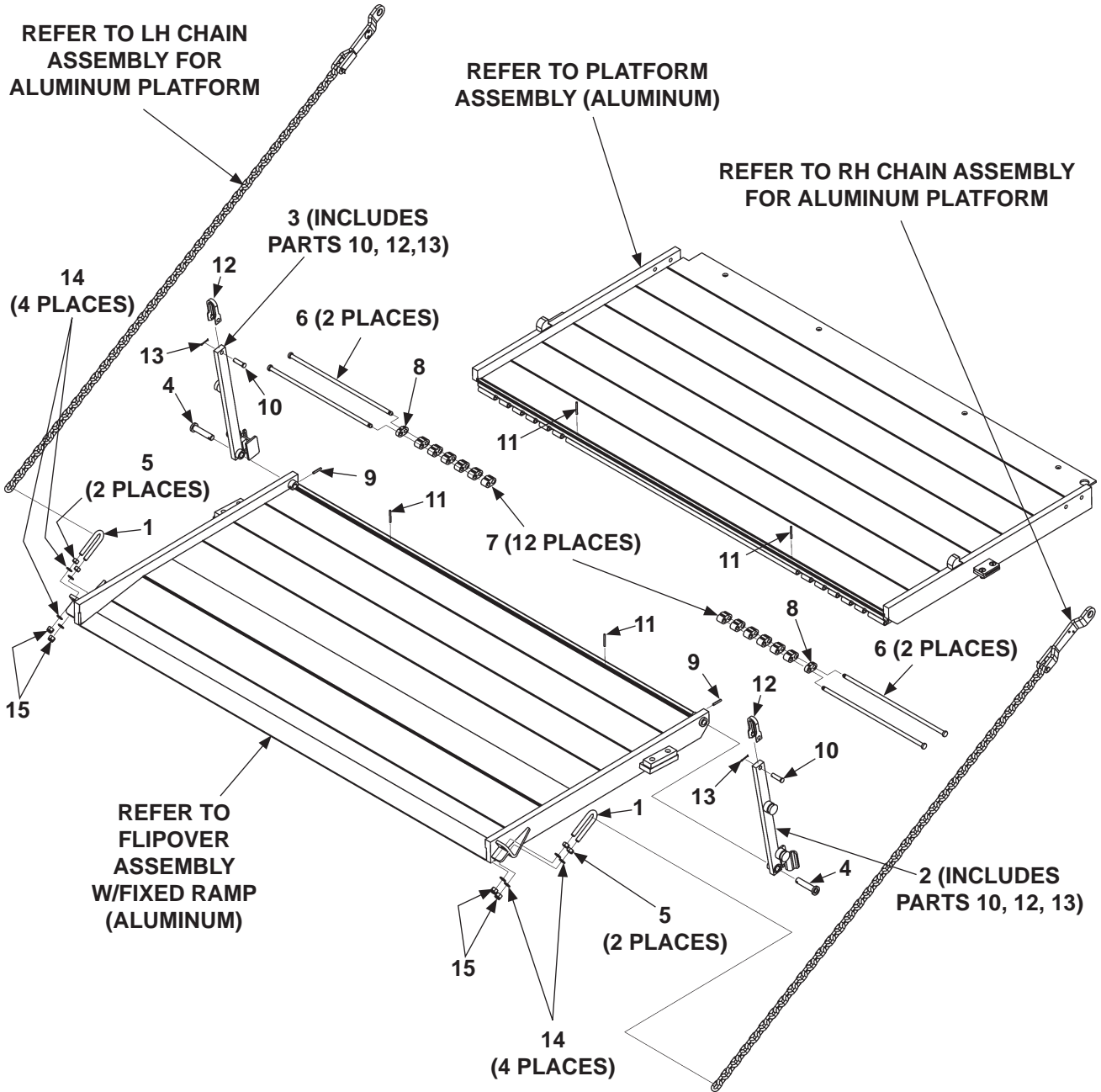
ITEM	QTY.	PART NO.	DESCRIPTION
1	2	282854-01	U-BOLT
2	1	280030-06	OPENER ASSEMBLY RH, 42" + 42" *
3	1	280030-05	OPENER ASSEMBLY LH, 42" + 42" *
4	2	280195	PIN WELDMENT, 3-5/8" LG.
5	4	901011-9	NUT, 1/2"
6	4	282366-01	PIN, HINGE
7	12	311046-10	LINK SPACER, 1" LG.
8	2	311046-11	LINK SPACER, 1/2" LG.
9	1	900064-13	BUTTON HEAD SCREW, 3/8"-16 X 1-1/2" LG, GRADE 8
10	1	900065-06	SOCKET HEAD SCREW, 3/8"-16 X 1-1/2" LG, GRADE 8
11	2	901002	NYLON LOCK NUT, 3/8"-16
12	2	902000-10	FLAT WASHER, 3/8"
13	2	905033-1	ROLL PIN, 1/4" X 1-1/2" LG.
14	2	905136-01	CLEVIS PIN, 1/2" X 1-7/8" LG, GRADE 8
15	4	904719-17	ROLL PIN, 3/16" X 2" LG.
16	1	280877-01	GUSSET
17	2	280644-01	ANCHOR SHACKLE
18	2	030805	COTTER PIN, 1/8" X 1" LG.
19	8	902000-14	FLAT WASHER, 1/2"
20	4	901010	NYLON LOCK NUT, 1/2"-13

* PLATFORM + FLIPOVER DEPTH

PLATFORM, FLIPOVER, AND CHAIN ASSEMBLY - 2 (ALUMINUM)

MAXON[®]

11921 Slauson Ave. Santa Fe Springs, CA. 90670 (800) 227-4116 FAX (888) 771-7713



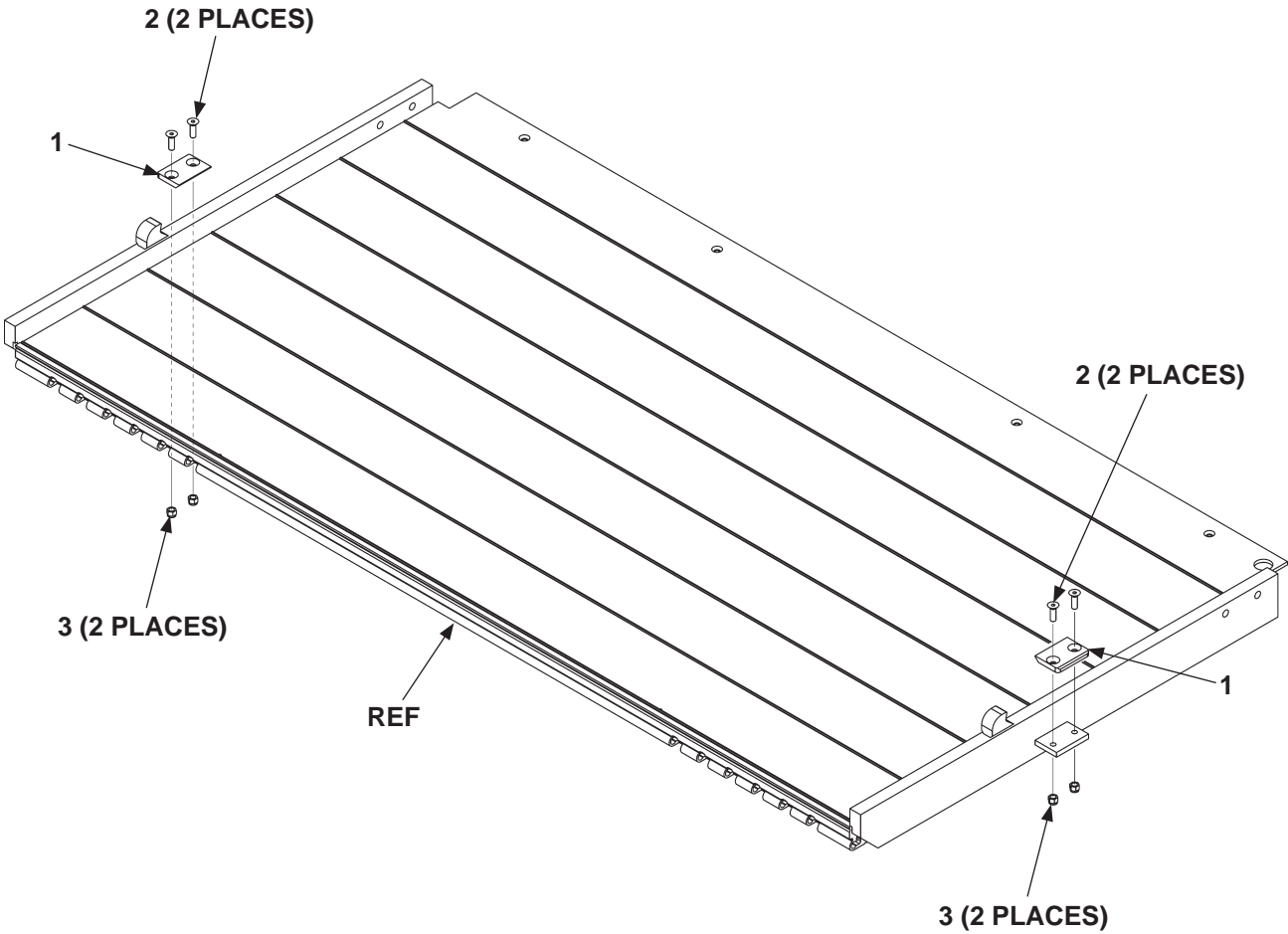
ITEM	QTY.	PART NO.	DESCRIPTION
1	2	282854-01	U-BOLT
2	1	280030-06	OPENER ASSEMBLY RH, 42" + 42" *
3	1	280030-05	OPENER ASSEMBLY LH, 42" + 42" *
4	2	280195	PIN WELDMENT, 3-5/8" LG.
5	4	901011-9	NUT, 1/2"
6	4	282366-01	PIN, HINGE
7	12	311046-10	LINK SPACER, 1" LG.
8	2	311046-11	LINK SPACER, 1/2" LG.
9	2	905033-1	ROLL PIN, 1/4" X 1-1/2" LG.
10	2	905136-01	CLEVIS PIN, 1/2" X 1-7/8" LG, GRADE 8
11	4	904719-17	ROLL PIN, 3/16" X 2" LG.
12	2	280644-01	ANCHOR SHACKLE
13	2	030805	COTTER PIN, 1/8" X 1" LG.
14	8	902000-14	FLAT WASHER, 1/2"
15	4	901010	NYLON LOCK NUT, 1/2"-13

* PLATFORM + FLIPOVER DEPTH

PLATFORM ASSEMBLY (ALUMINUM)

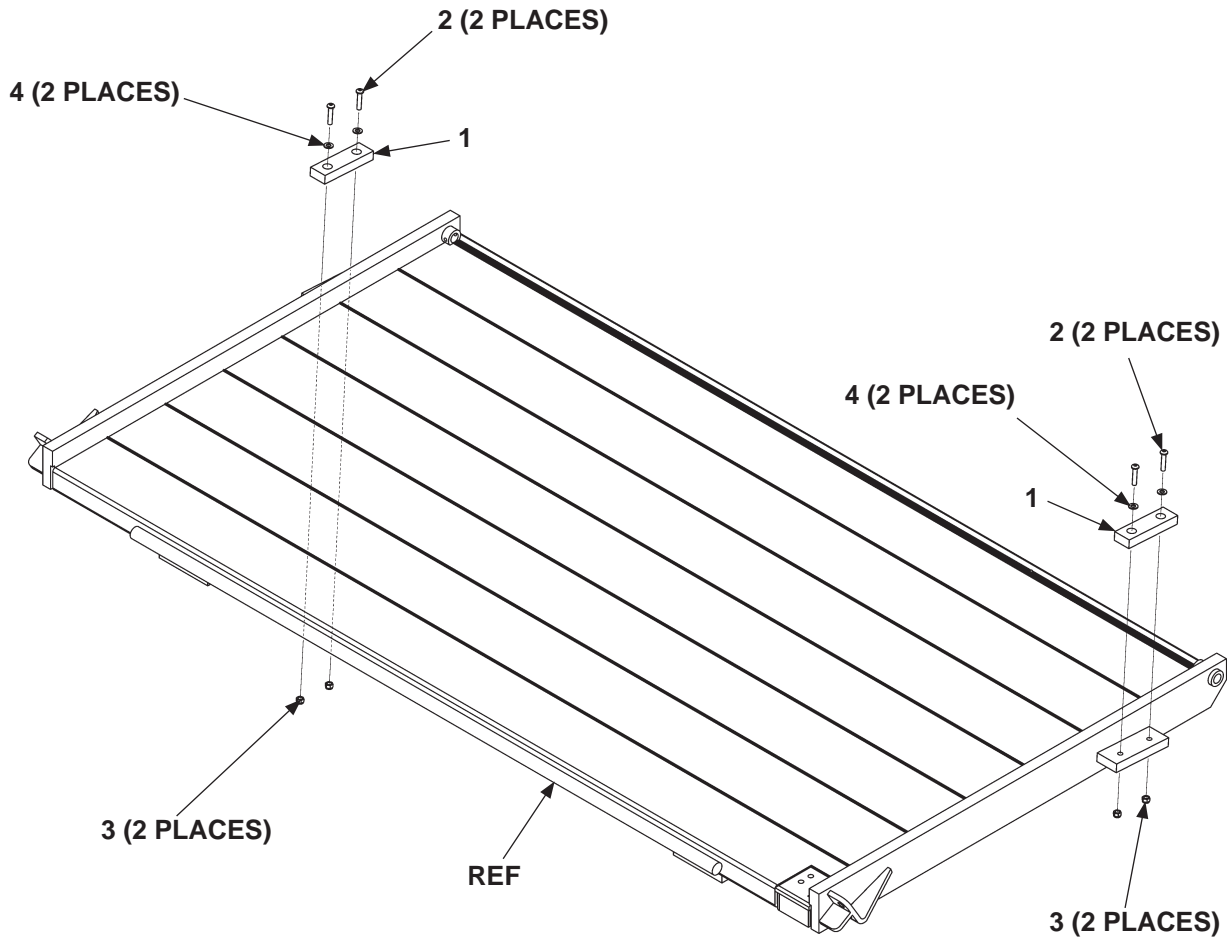
MAXON®

11921 Slauson Ave. Santa Fe Springs, CA. 90670 (800) 227-4116 FAX (888) 771-7713



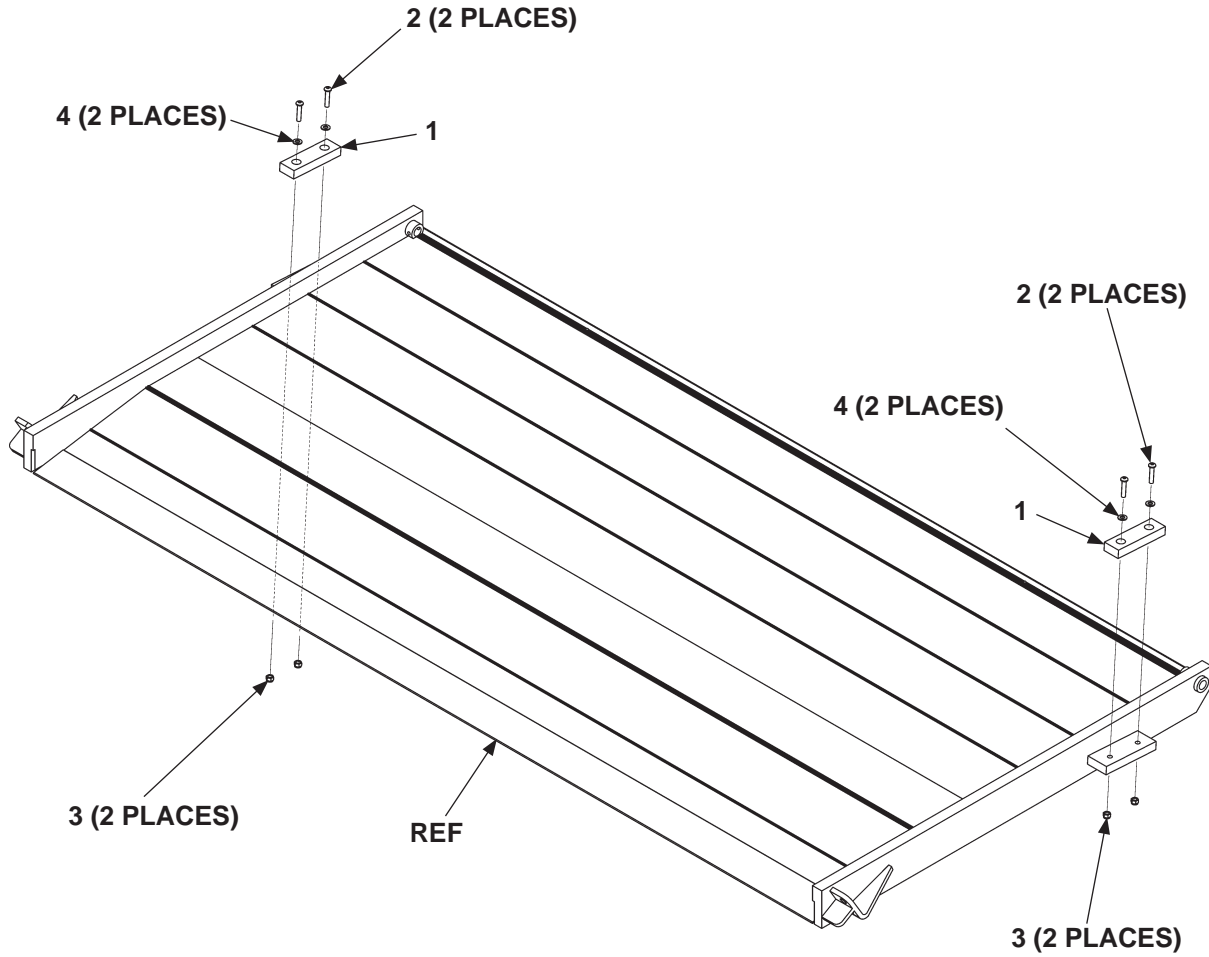
ITEM	QTY.	PART NO.	DESCRIPTION
REF	1	282368-05	PLATFORM, 96" WIDE VEHICLE
		282368-06	PLATFORM, 102" WIDE VEHICLE
1	1	280027	BRACKET
2	4	900040-5	FLAT HEAD SOCKET SCREW, 3/8"-16 X 1-1/4" LG.
3	4	901002	LOCK NUT, 3/8"-16

FLIPOVER ASSEMBLY (ALUMINUM)



ITEM	QTY.	PART NO.	DESCRIPTION
REF	1	282865-05	FLIPOVER, 96" WIDE VEHICLE
		282865-06	FLIPOVER, 102" WIDE VEHICLE
1	2	225278-02	BUMPER
2	4	900001-5	BUTTON SCREW, 5/16"-18 X 1-1/2" LG.
3	4	901001	LOCK NUT, 5/16"-18
4	4	902013-10	FLAT WASHER, 5/16"

FLIPOVER ASSEMBLY W/FIXED RAMP (ALUMINUM)



ITEM	QTY.	PART NO.	DESCRIPTION
REF	1	282870-03	FLIPOVER, 96" WIDE VEHICLE
		282870-04	FLIPOVER, 102" WIDE VEHICLE
1	2	225278-02	BUMPER
2	4	900001-5	BUTTON SCREW, 5/16"-18 X 1-1/2" LG.
3	4	901001	LOCK NUT, 5/16"-18
4	4	902013-10	FLAT WASHER, 5/16"

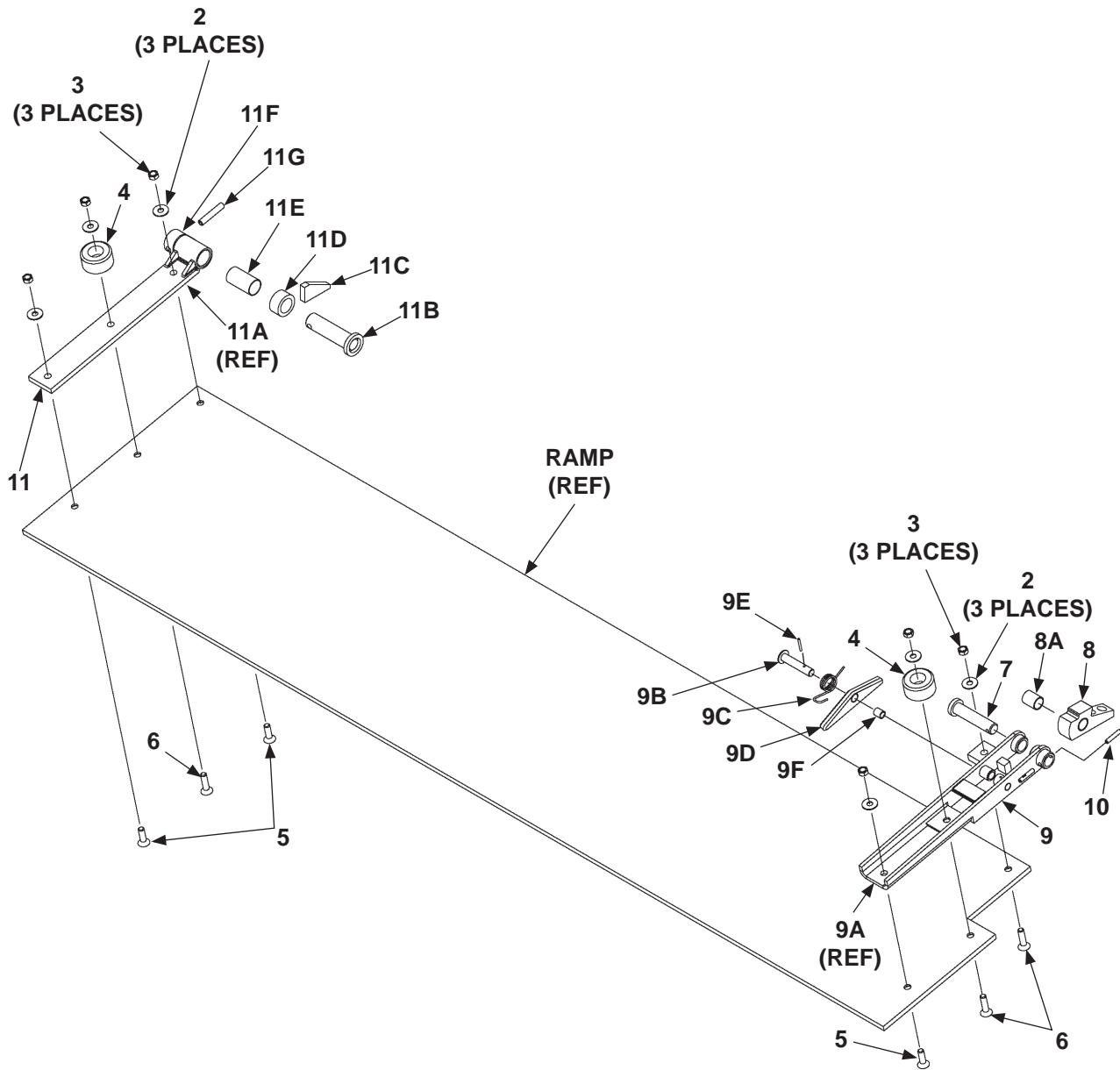
MAXON[®]

11921 Slauson Ave. Santa Fe Springs, CA. 90670 (800) 227-4116 FAX (888) 771-7713

THIS PAGE INTENTIONALLY LEFT BLANK


ALUMINUM RETENTION RAMP ASSEMBLY (FOR ALUMINUM PLATFORM)

MAXON[®] 11921 Slauson Ave. Santa Fe Springs, CA. 90670 (800) 227-4116 FAX (888) 771-7713



ITEM	QTY.	PART NO.	DESCRIPTION
REF	1	264699-06	AL RET. RAMP ASSY, 16" (96" WIDE VEHICLE)
		264699-07	AL RET. RAMP ASSY, 16" (102" WIDE VEHICLE)
2	6	902001-2	LOCK WASHER, 3/8"
3	6	030955	LOCK NUT, 3/8"-16
4	2	253516	RUBBER BUMPER
5	3	900040-5	SOCKET FLAT HD SCREW, 3/8-16 X 1-1/4" LG, GRADE 8
6	3	900040-6	SOCKET FLAT HD SCREW, 3/8-16 X 1-1/2" LG, GRADE 8
7	1	264586	PIN WELDMENT, 3/4" LG.
8	1	264639	LOCKING CAM
8A	1	260917-06	BEARING, SELF LUBE
9	1	264572	HINGE ASSEMBLY RH
9A	1	REF	HINGE WELDMENT, RH
9B	1	264577	PIN WELDMENT, 1/2" LG.
9C	1	264638	TORSION SPRING, LH
9D	1	264547	LOCKING ARM ASSY
9E	1	030406	ROLL PIN, 1/8" X 1" LG.
9F	1	253542	BEARING, SELF LUBE
10	1	905033-2	ROLL PIN, 1/4" X 1-1/4" LG.
11	1	263463	HINGE ASSEMBLY LH
11A	1	REF	HINGE ARM WELDMENT
11B	1	253528	PIN WELDMENT
11C	1	263467	GUSSET
11D	1	091884-10	ROUND TUBE, ALUMINUM, 3/4" LG.
11E	1	253541	BEARING, SELF LUBE
11F	1	263466	PIN COLLAR
11G	1	221416	ROLL PIN, 3/8" X 2" LG.

LH CHAIN ASSEMBLY (FOR ALUMINUM PLATFORM)

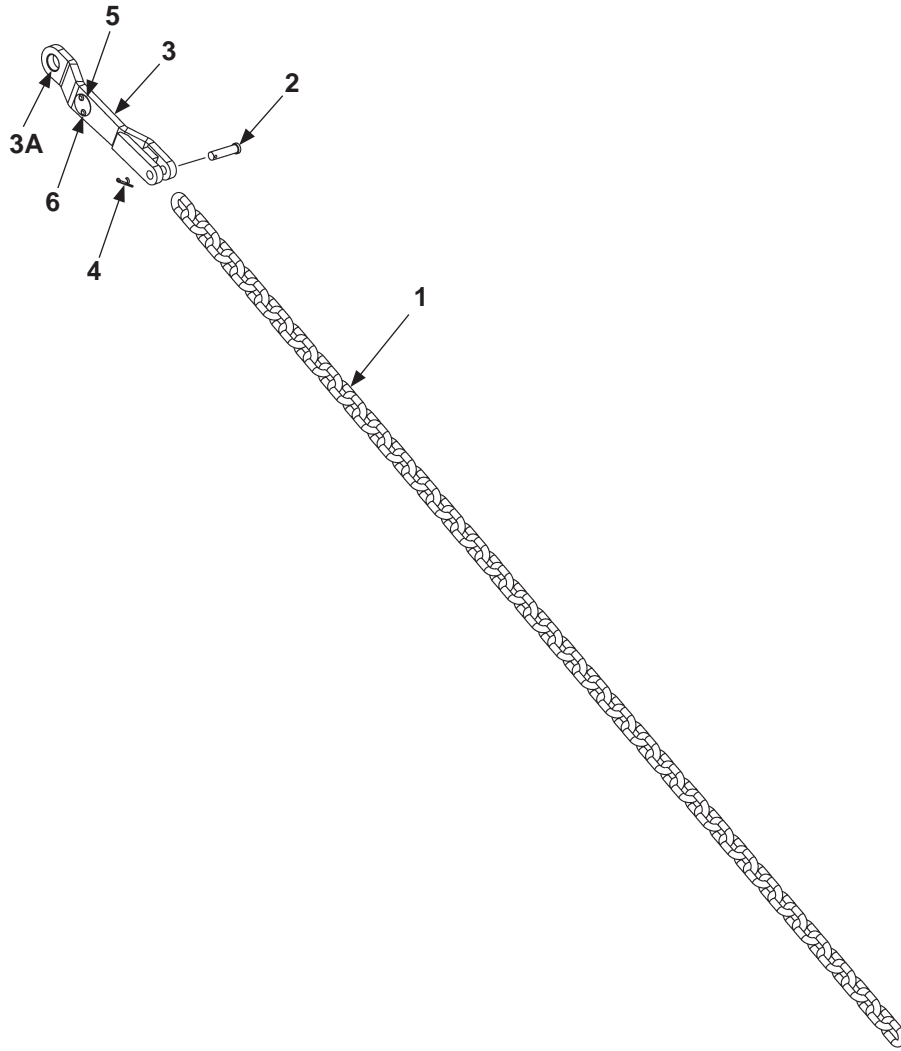


ITEM	QTY.	PART NO.	DESCRIPTION
REF	1	282867-03	CHAIN ASSEMBLY LH
1	1	282866-02	CHAIN
2	1	905136-01	CLEVIS PIN, 1/2" X 1-7/8" LG.
3	1	280505-01	TEAR DROP ASSY, LH
3A	1	260078	BEARING, SELF-LUBE
4	1	030177	COTTER PIN, 1/8" X 1-1/2" LG.
5	1	REF	KEEP HANDS CLEAR (PLATE) (SEE DECAL SEC)
6	2	REF	POP RIVET, 3/16" X .40" LG.

MAXON[®]

11921 Slauson Ave. Santa Fe Springs, CA. 90670 (800) 227-4116 FAX (888) 771-7713

RH CHAIN ASSEMBLY (FOR ALUMINUM PLATFORM)



ITEM	QTY.	PART NO.	DESCRIPTION
REF	1	282867-04	CHAIN ASSEMBLY RH
1	1	253606-11	CHAIN
2	1	905136-01	CLEVIS PIN, 1/2" X 1-7/8" LG.
3	1	280505-02	TEAR DROP ASSY, RH
3A	1	260078	BEARING, SELF-LUBE
4	1	030177	COTTER PIN, 1/8" X 1-1/2"
5	1	REF	KEEP HANDS CLEAR (PLATE) (SEE DECAL SEC)
6	2	REF	POP RIVET, 3/16" X .40" LG.

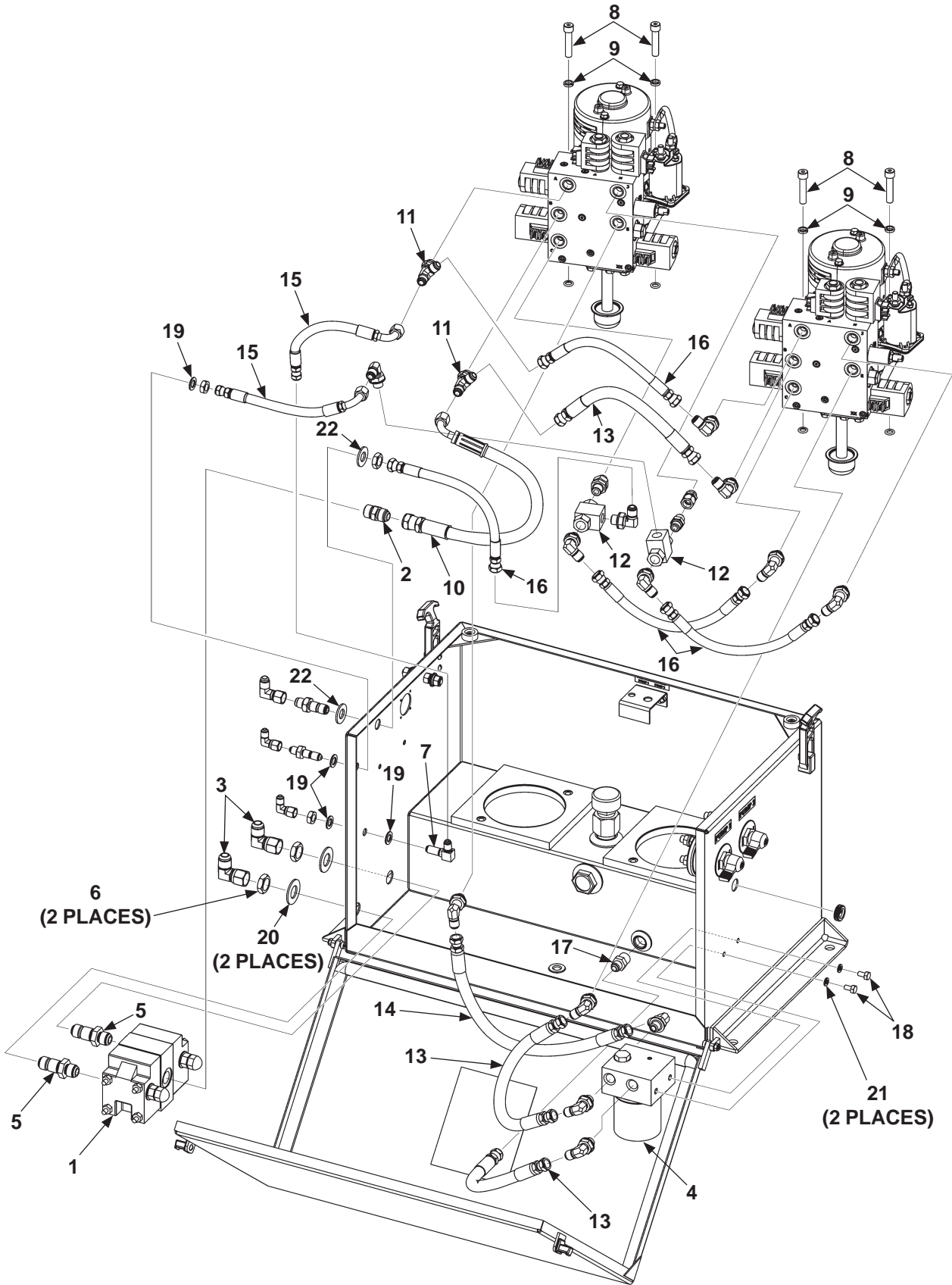
MAXON[®] 11921 Slauson Ave. Santa Fe Springs, CA. 90670 (800) 227-4116 FAX (888) 771-7713

HYDRAULIC COMPONENTS SECTION

DUAL PUMP ASSEMBLY (POWER DOWN)

MAXON

11921 Slauson Ave. Santa Fe Springs, CA. 90670 (800) 227-4116 FAX (888) 771-7713

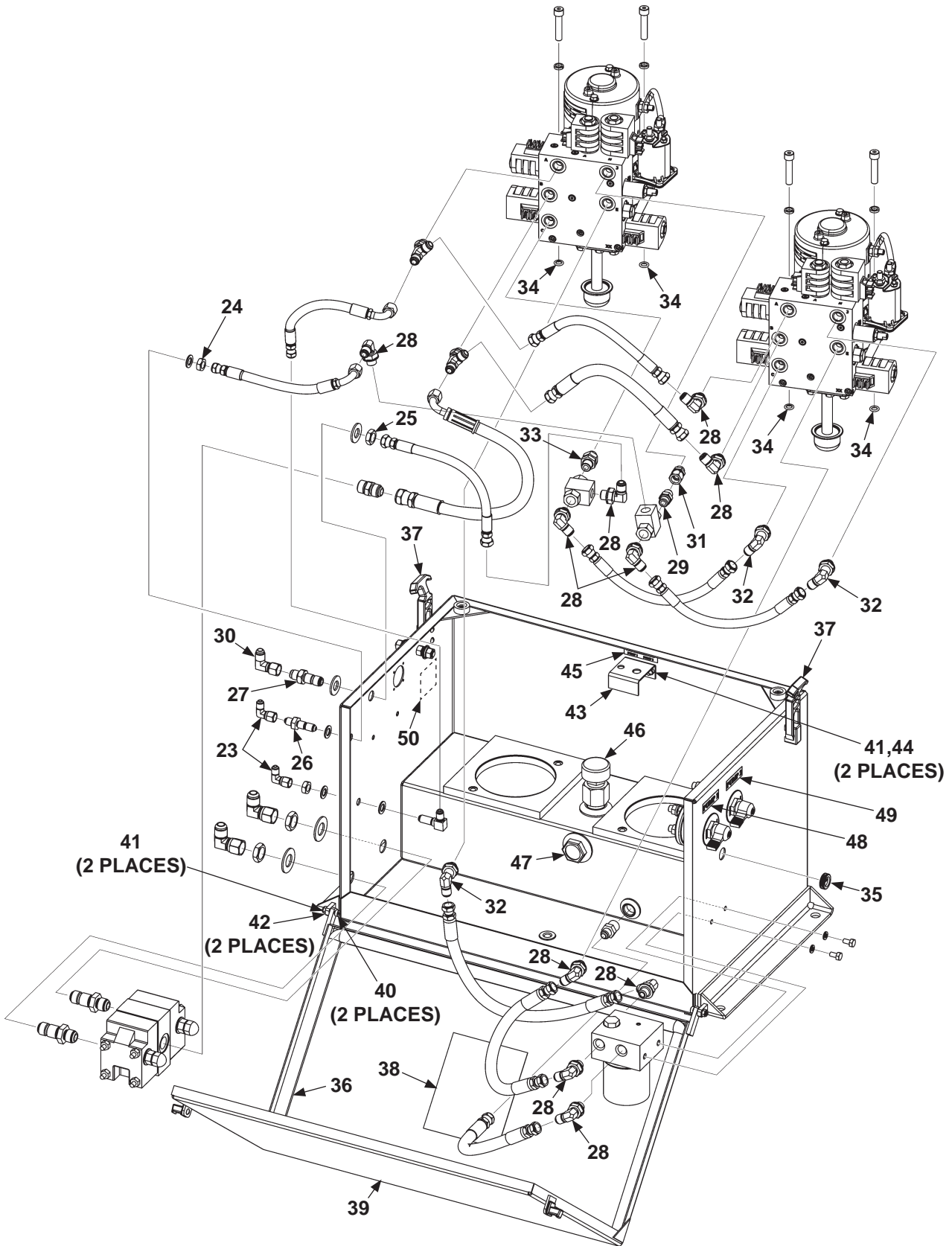


ITEM	QTY.	PART NO.	DESCRIPTION
REF	1	282825-01	DUAL PUMP ASSEMBLY, POWER DOWN, GRAVITY DOWN CONVERSION
1	1	253513	FLOW DIVIDER
2	1	253706	STRAIGHT FITTING SAE #8 O-RING M-M JIC#8
3	2	260120	ELBOW, 90 DEG JIC#8M-JIC#8F
4	1	260920	SPIN-ON FILTER & MANIFOLD ASSEMBLY
5	2	261461	UNION, BULKHEAD SAE 37 DEG FLARE (TWIN)
6	2	261462	NUT, BULKHEAD SAE 37 DEG FLARE (TWIN)
7	1	261542	ELBOW FITTING, 90 DEG BULKHEAD, JIC#4M
8	4	263951	CAP SCREW, 3/8"-16 X 1-3/4" LG.
9	4	263952	LOCK WASHER, 3/8"
10	1	263971	HP HOSE, 3/8" X 17-1/2" LG, JIC#6 F-F
11	2	264180	TEE, STRAIGHT THREAD O-RING SAE 37
12	2	264198	IN-LINE SHUTTLE VALVE
13	3	268137-01	HP HOSE, 3/8" X 12" LG, JIC#6F-JIC#6F
14	1	268137-02	HP HOSE, 3/8" X 17" LG, JIC#6F-JIC#6F
15	2	268138-01	HP HOSE, 1/4" X 9" LG, JIC#6F 90-JIC#4F
16	4	268328-01	HP HOSE, 1/4" X 11" LG, JIC#6F-JIC#6F
17	1	403071	CONNECTOR, 3/8" MALE
18	2	900004-1	CAP SCREW, 1/4"-20 X 1/2" LG, GRADE 8
19	4	902000-12	FLAT WASHER, 3/8"
20	2	902000-20	FLAT WASHER, 3/4"
21	2	902011-2	LOCK WASHER, 1/4"
22	2	902013-14	FLAT WASHER, 9/16"

DUAL PUMP ASSEMBLY (POWER DOWN) - Continued

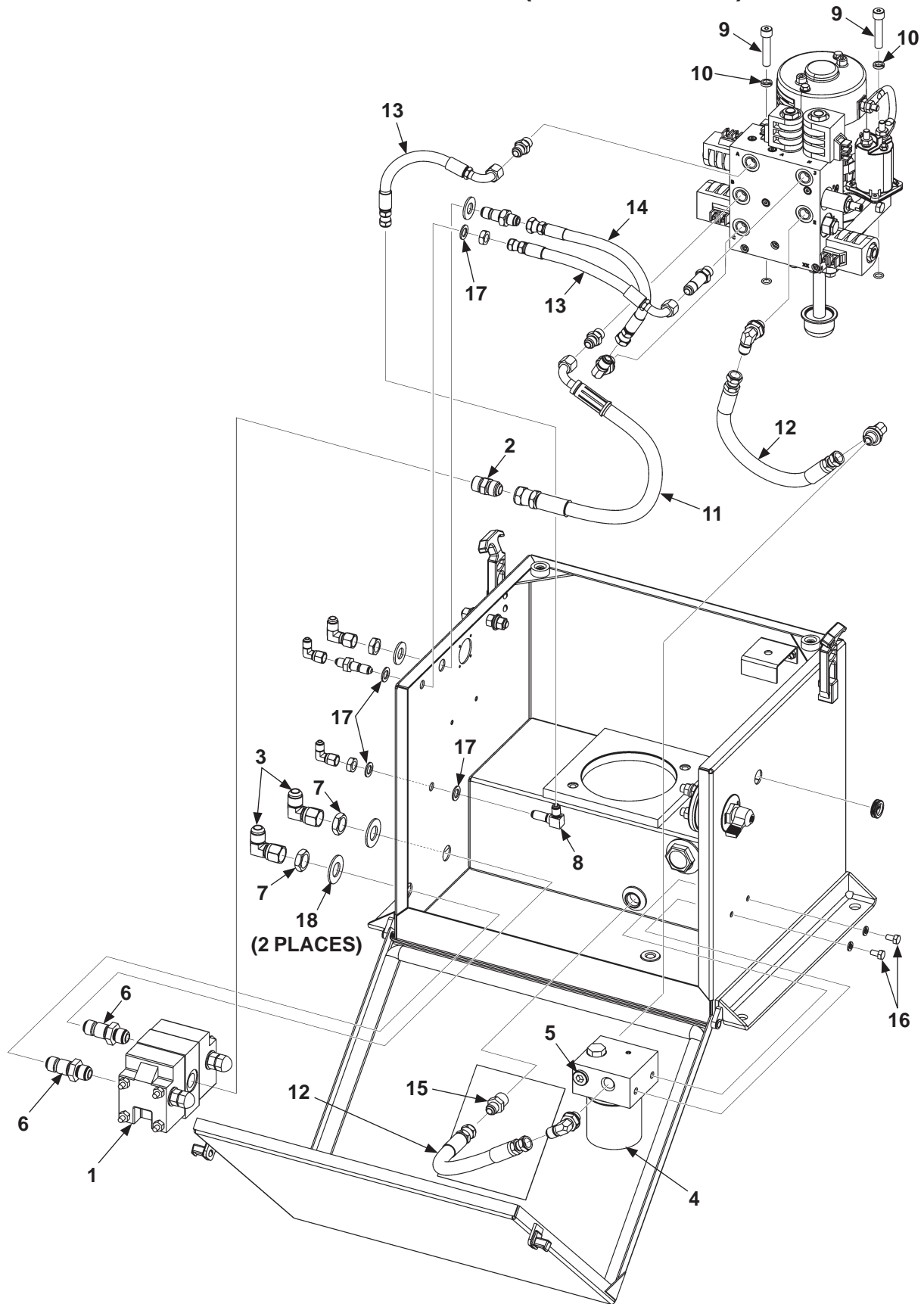
MAXON

11921 Slauson Ave. Santa Fe Springs, CA. 90670 (800) 227-4116 FAX (888) 771-7713



ITEM	QTY.	PART NO.	DESCRIPTION
23	2	905027	ELBOW, SWIVEL NUT, SAE#4 37 DEG M-F
24	2	905085	NUT, BULKHEAD, JIC #4
25	1	905086	NUT, BULKHEAD, JIC #6
26	1	905096	STRAIGHT UNION FITTING, BULKHEAD JIC#4M
27	1	905100	STRAIGHT UNION FITTING, BULKHEAD JIC#6M
28	10	905152	ELBOW, 90 DEG O-RING SAE #6-JIC37 #6
29	1	905153	STRAIGHT FITTING, O-RING SAE 6&JIC6
30	1	905154	ELBOW, 90 DEG, SAE 37 DEG JIC#6M-JIC #6F
31	1	905181	SWIVEL, 37 DEG O-RING SAE 3/8M-JIC#6
32	3	906733-01	STRAIGHT FITTING, O-RING 90 ELBOW
33	1	906786-01	STRAIGHT UNION FITTING, SAE#6M-M, O-RING, ADJUSTABLE
34	4	908025-01	O-RING
35	1	261416	GROMMET, 3/4" RUBBER
36	1	261544-05	RUBBER SEAL 106"
37	2	263791	LATCH
38	1	265330-01	DECAL, HYD FLUID LEVEL, BMRA (GRAVITY DOWN)
39	1	268205-01	COVER WELDMENT
40	2	900060-3	SHOULDER SCREW, 1/4 X 1/2 LG.
41	4	901003	LOCK NUT, 10-24
42	2	902000-5	FLAT WASHER, #10
43	1	264257	SWITCH BRACKET
44	1	900007-2	SCREW, PAN HD, #10-24 X 1/2" LG.
45	1	264183	DECAL, PUMP SELECTOR SWITCH
46	1	263369	FILLER CAP
47	1	263370	SIGHT GLASS
48	1	267430-1	DECAL, PUMP 1
49	1	267430-02	DECAL, PUMP 2
50	1	265734-01	DECAL, GROUND STUD

SINGLE PUMP ASSEMBLY (POWER DOWN)



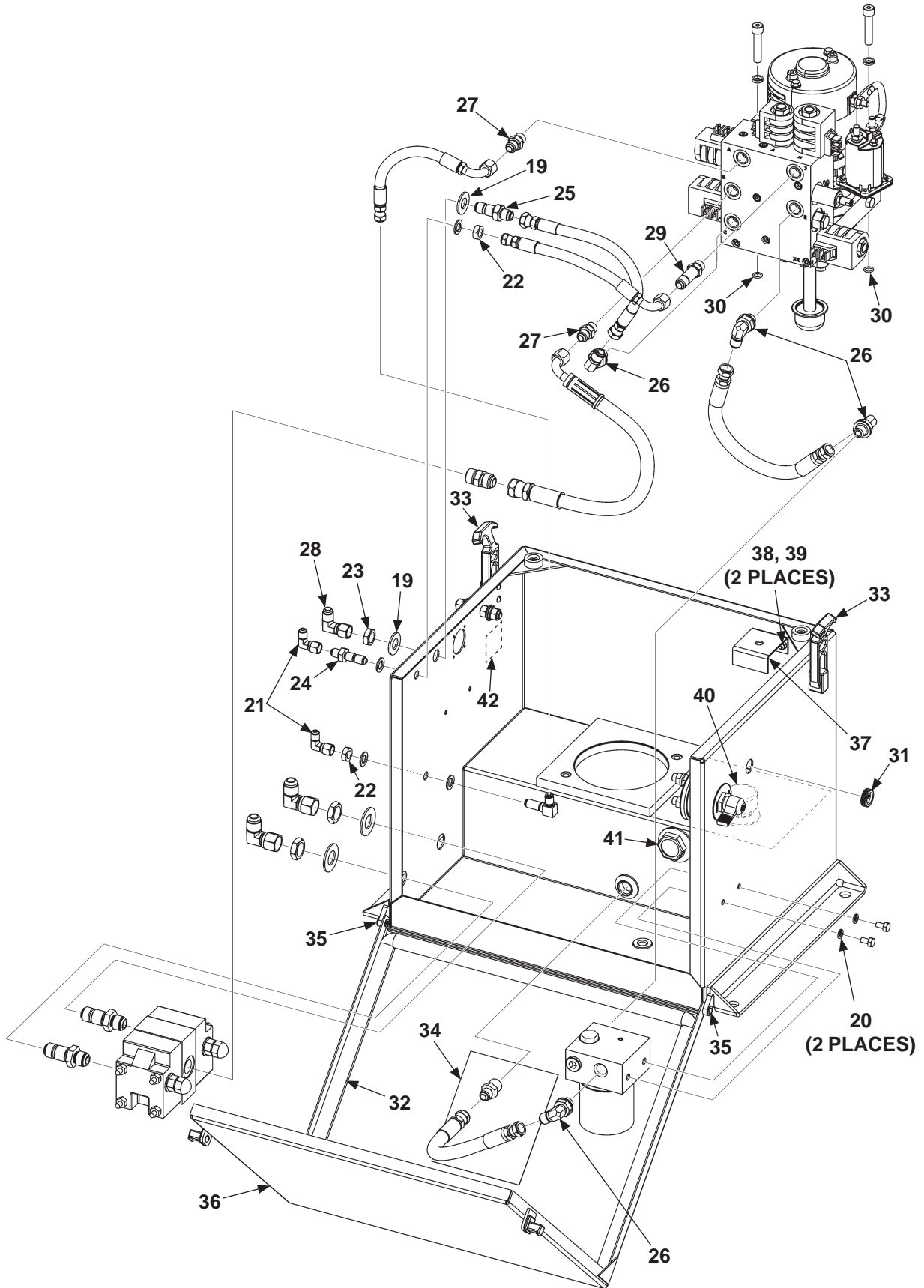
MAXON[®] 11921 Slauson Ave. Santa Fe Springs, CA. 90670 (800) 227-4116 FAX (888) 771-7713

ITEM	QTY.	PART NO.	DESCRIPTION
REF	1	282830-01	SINGLE PUMP ASSEMBLY, POWER DOWN, GRAVITY DOWN CONVERSION
1	1	253513	FLOW DIVIDER
2	1	253706	STRAIGHT FITTING SAE #8 O-RING M-M JIC#8
3	2	260120	ELBOW 90 DEG JIC#8M-JIC#8F
4	1	260920	SPIN-ON FILTER & MANIFOLD ASSEMBLY
5	1	261067	PLUG, SAE #6 "O" RING
6	2	261461	UNION, BULKHEAD SAE 37 DEG FLARE (TWIN)
7	2	261462	NUT, BULKHEAD SAE 37 DEG FLARE (TWIN)
8	1	261542	ELBOW FIT, 90 DEG BULKHEAD M JIC#4
9	2	263951	CAP SCREW, 3/8"-16 X 1-3/4" LG.
10	2	263952	LOCK WASHER, 3/8"
11	1	263971	HP HOSE, 3/8" X 17-1/2" LG, JIC#6 F-F
12	2	268137-01	HP HOSE, 3/8" X 12" LG, JIC#6F-JIC#6F
13	2	268138-01	HP HOSE, 1/4" X 9" LG, JIC#6F 90-JIC#4F
14	1	268328-01	HP HOSE, 1/4" X 11" LG, JIC#6F-JIC#6F
15	1	403071	CONNECTOR, 3/8" MALE
16	2	900004-1	CAP SCREW, 1/4"-20 X 1/2" LG, GRADE 8
17	4	902000-12	FLAT WASHER, 3/8"
18	2	902000-20	FLAT WASHER, 3/4"

SINGLE PUMP ASSEMBLY (POWER DOWN) - Continued

MAXON

11921 Slauson Ave. Santa Fe Springs, CA. 90670 (800) 227-4116 FAX (888) 771-7713



ITEM	QTY.	PART NO.	DESCRIPTION
19	2	902010	FLAT WASHER, 19/32"
20	2	902011-2	LOCK WASHER, 1/4"
21	2	905027	ELBOW, SWIVEL NUT, SAE#4 37 DEG M-F
22	2	905085	NUT, BULKHEAD JIC #4
23	1	905086	NUT, BULKHEAD JIC #6
24	1	905096	STRAIGHT UNION FITTING, BULKHEAD JIC#4M
25	1	905100	STRAIGHT UNION FITTING, BULKHEAD JIC#6M
26	4	905152	ELBOW, 90 DEG O-RING SAE #6-JIC37 #6
27	2	905153	STRAIGHT FITTING, O-RING SAE 6&JIC6
28	1	905154	ELBOW, 90 DEG, SAE 37 DEG JIC#6M-JIC #6F
29	1	905214	STRAIGHT FITTING, O-RING SAE#6&JIC
30	2	908025-01	O-RING
31	1	261416	GROMMET, 3/4" RUBBER
32	1	261544-01	RUBBER SEAL 100" LG.
33	2	263791	LATCH
34	1	265330-01	DECAL, HYD FLUID LEVEL, BMRA (GRAVITY DOWN)
35	2	905213	SEMI-TUBULAR RIVET
36	1	280228-100	COVER, SINGLE PUMP BOX
37	1	264257	SWITCH BRACKET
38	1	900007-2	SCREW, PAN HD, #10-24 X 1/2" LG.
39	1	901003	LOCK NUT, #10-24
40	1	263369	FILLER CAP
41	1	263370	SIGHT GLASS
42	1	265734-01	DECAL, GROUND STUD

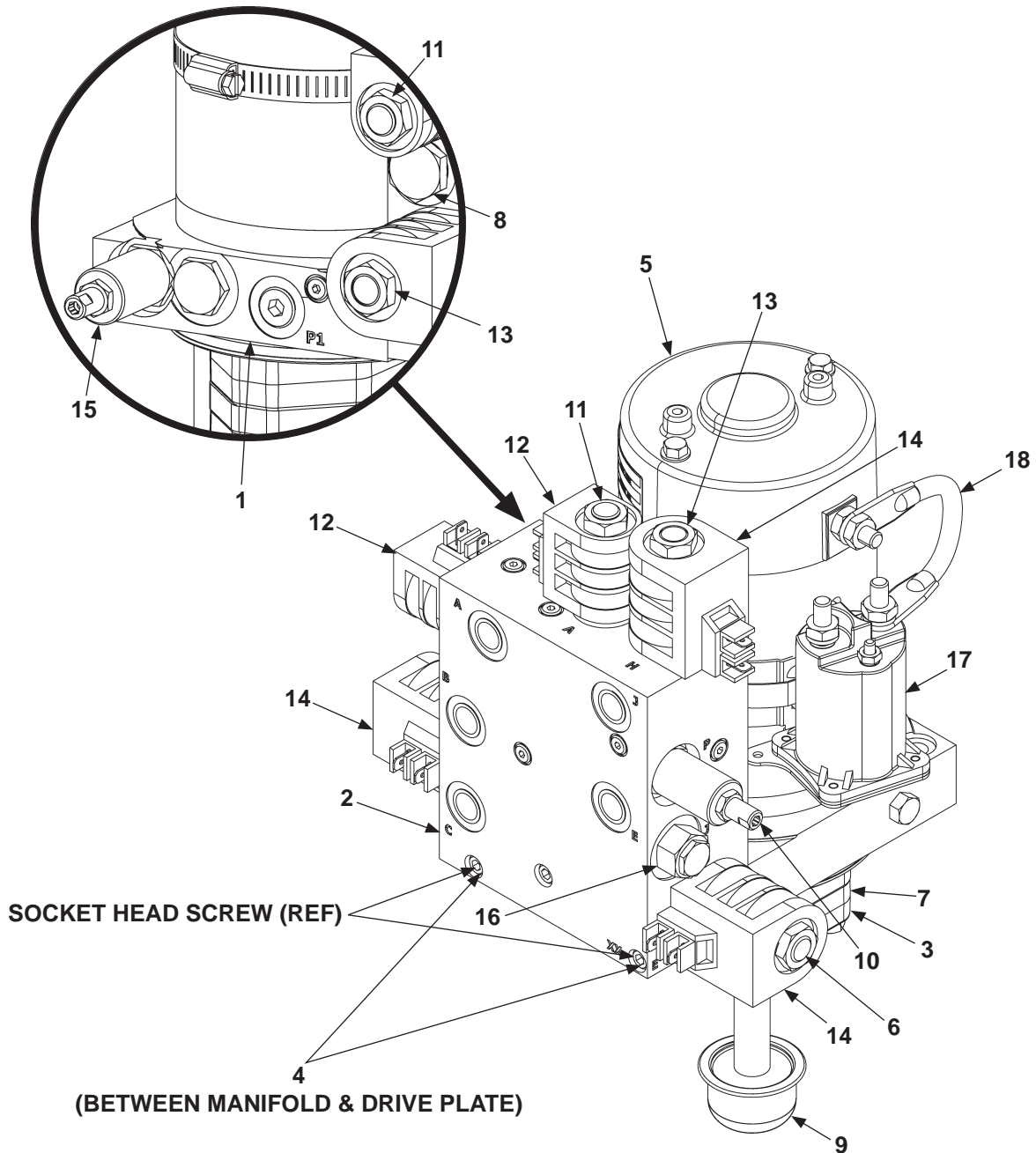
PUMP/MOTOR (POWER DOWN)

CAUTION

To prevent damage to metal case starter solenoid, hold bottom terminal nut securely when loosening and tightening top terminal nut. Do not over-tighten the terminal nuts. For the 5/16" load terminals, torque nuts 35-40 lbs.-in. Torque the nuts on #10-32 control terminals 15-20 lbs.-in.

CAUTION

To prevent damage when installing 2-way valves, torque valve cartridge nut to 30 lbs.-in. max.



MAXON

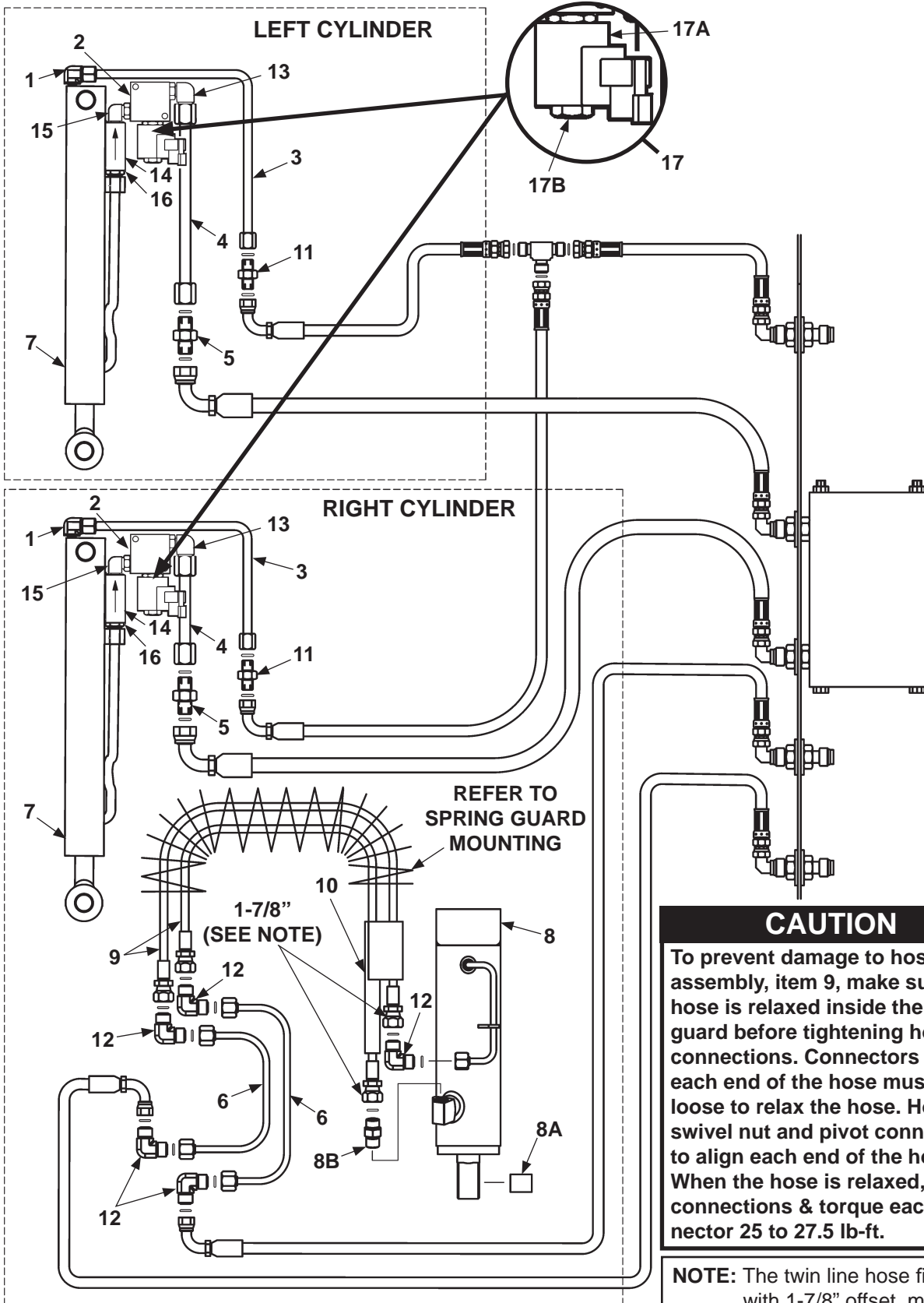
11921 Slauson Ave. Santa Fe Springs, CA. 90670 (800) 227-4116 FAX (888) 771-7713

ITEM	QTY.	PART NO.	DESCRIPTION
REF	1	268327-01	12 VDC POWER UNIT
1	1	260261	OIL SEAL, PUMP
2	1	268333-01	MANIFOLD ASSEMBLY
3	1	268334-01	PUMP ASSEMBLY (MODEL 204)
4	4	268336-01	O-RING
5	1	268337-01	MOTOR, 12 VDC, H.D.
6	1	290019	VALVE, 2 POS-3 WAY, WITH COIL
7	1	290020	O-RING, KEPNER CHECK VALVE
8	1	290033	CHECK VALVE
9	1	290034	FILTER, PUMP INLET
10	1	290035	RELIEF VALVE (RAISE, 2400 PSI)
11	2	290044	VALVE CARTRIDGE, 2W2P
12	2	290045	COIL, 12VDC 2SP
13	2	290047	VALVE CARTRIDGE, 4 WAY
14	3	290048	COIL, 12VDC 2SP
15	1	905195	RELIEF VALVE (OPEN/CLOSE, 2400 PSI)
16	1	268174-01	RELIEF VALVE (LOWER, 1100 PSI)
17	1	268030-01	STARTER SOLENOID SWITCH, 12VDC 200 AMP
18	1	280404	CABLE

HYDRAULIC COMPONENTS (POWER DOWN)

MAXON

11921 Slauson Ave. Santa Fe Springs, CA. 90670 (800) 227-4116 FAX (888) 771-7713



CAUTION

To prevent damage to hose assembly, item 9, make sure hose is relaxed inside the spring guard before tightening hose connections. Connectors on each end of the hose must be loose to relax the hose. Hold swivel nut and pivot connector to align each end of the hose. When the hose is relaxed, make connections & torque each connector 25 to 27.5 lb-ft.

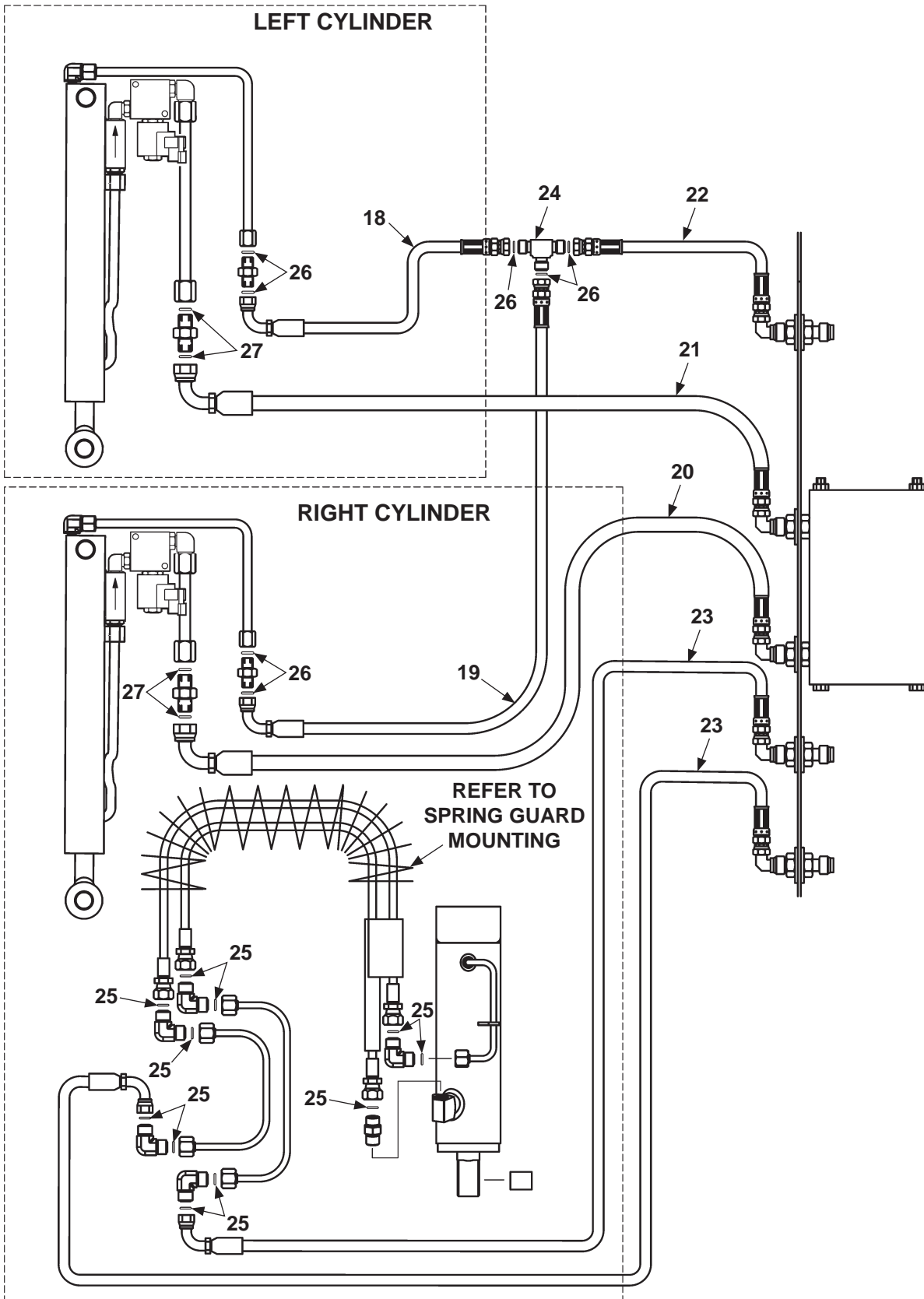
NOTE: The twin line hose fittings, with 1-7/8" offset, must be connected to cylinder.

ITEM	QTY.	PART NO.	DESCRIPTION
1	2	905157	ELBOW, 3/8" X 1/4" M-M
2	2	REF	HYDRAULIC LOCK VALVE
3	2	280629-01	FACE SEAL TUBE ASSEMBLY, RETURN LINE
4	2	280628-01	FACE SEAL TUBE ASSEMBLY, LIFT LINE
5	2	905161	UNION, #8 M-M
6	2	268008-01	TUBE ASSEMBLY
7	2	280663-01	CYLINDER, 1-3/4" BORE X 53-1/8" STROKE (BMRSD-33/-44)
		280663-02	CYLINDER, 2" BORE X 53-1/8" STROKE (BMRSD-55/-66)
8	1	268125-01	CYLINDER ASSY, 2-1/2" BORE, 5-3/4" STROKE
8A	1	253657	BEARING, SELF LUBE DIA. 1" I.D. X 1" LG.
8B	1	905179	CONNECTOR, FACE SEAL #4, O-RING, #6 M-M
9	2	268126-01	HOSE, TWIN LINE, OPENING & CLOSING
10	1	268128-01	RUBBER SPACER
11	2	905175	UNION, FACE SEAL, #6 M-M
12	5	906792-01	UNION, ELBOW, FACE SEAL #4M-#4M 90 DEG
13	2	905158	ELBOW STRAIGHT, FACE SEAL #8, O-RING, #6 M-M
14	2	253745	PRESSURE COMPENSATION VALVE, 3 GPM
15	2	260164	ELBOW 90 DEG., O-RING, #6 M-M 1/4" NPTF
16	2	905176	CONNECTOR FACE SEAL #8 & NPTF #4, M-M
17	2	906825-01	VALVE ASSEMBLY, IMMERSION PROOF, 12 VDC
17A	1	906824-01	COIL, 12 VDC
17B	1	290044	VALVE CARTRIDGE, 2W2P

HYDRAULIC COMPONENTS (POWER DOWN) - Continued

MAXON

11921 Slauson Ave. Santa Fe Springs, CA. 90670 (800) 227-4116 FAX (888) 771-7713

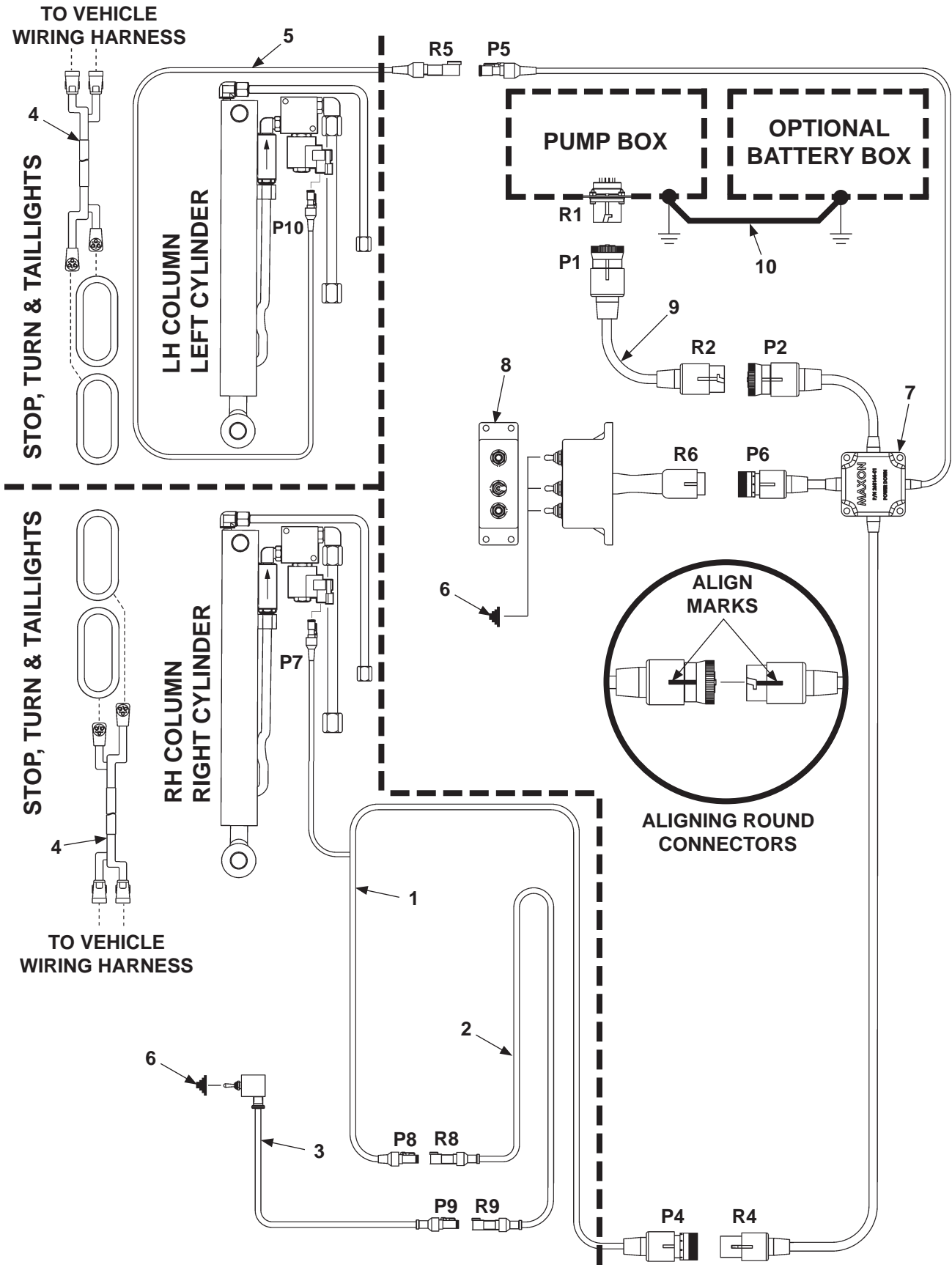


ITEM	QTY.	PART NO.	DESCRIPTION
18	1	264294-02	HP HOSE 1/4", 100" LG.
19	1	264294-03	HP HOSE 1/4", 24" LG.
20	1	280223-01	HP HOSE 3/8", 64" LG.
		280223-03	HP HOSE 3/8", 196" LG.
		280223-05	HP HOSE 3/8", 316" LG.
21	1	280223-02	HP HOSE 3/8", 142" LG.
		280223-04	HP HOSE 3/8", 274" LG.
		280223-06	HP HOSE 3/8", 394" LG.
22	1	280229-01	HP HOSE 1/4", 34" LG.
		280229-02	HP HOSE 1/4", 166" LG.
		280229-03	HP HOSE 1/4", 286" LG.
23	2	280232-01	HP HOSE 1/4", 56" LG.
		280232-01	HP HOSE 1/4", 188" LG.
		280232-01	HP HOSE 1/4", 308" LG.
24	1	905150	TEE, UNION 3/8" FACE SEAL MALE, 6-JLO
25	11	906712-01	O-RING, #4 (1/4" FACE SEAL TUBE-END)
26	7	906712-02	O-RING, #6 (3/8" FACE SEAL TUBE-END)
27	4	906712-03	O-RING, #8 (1/2" FACE SEAL TUBE-END)

ELECTRICAL COMPONENTS SECTION

ELECTRICAL COMPONENTS

MAXON® 11921 Slauson Ave. Santa Fe Springs, CA. 90670 (800) 227-4116 FAX (888) 771-7713



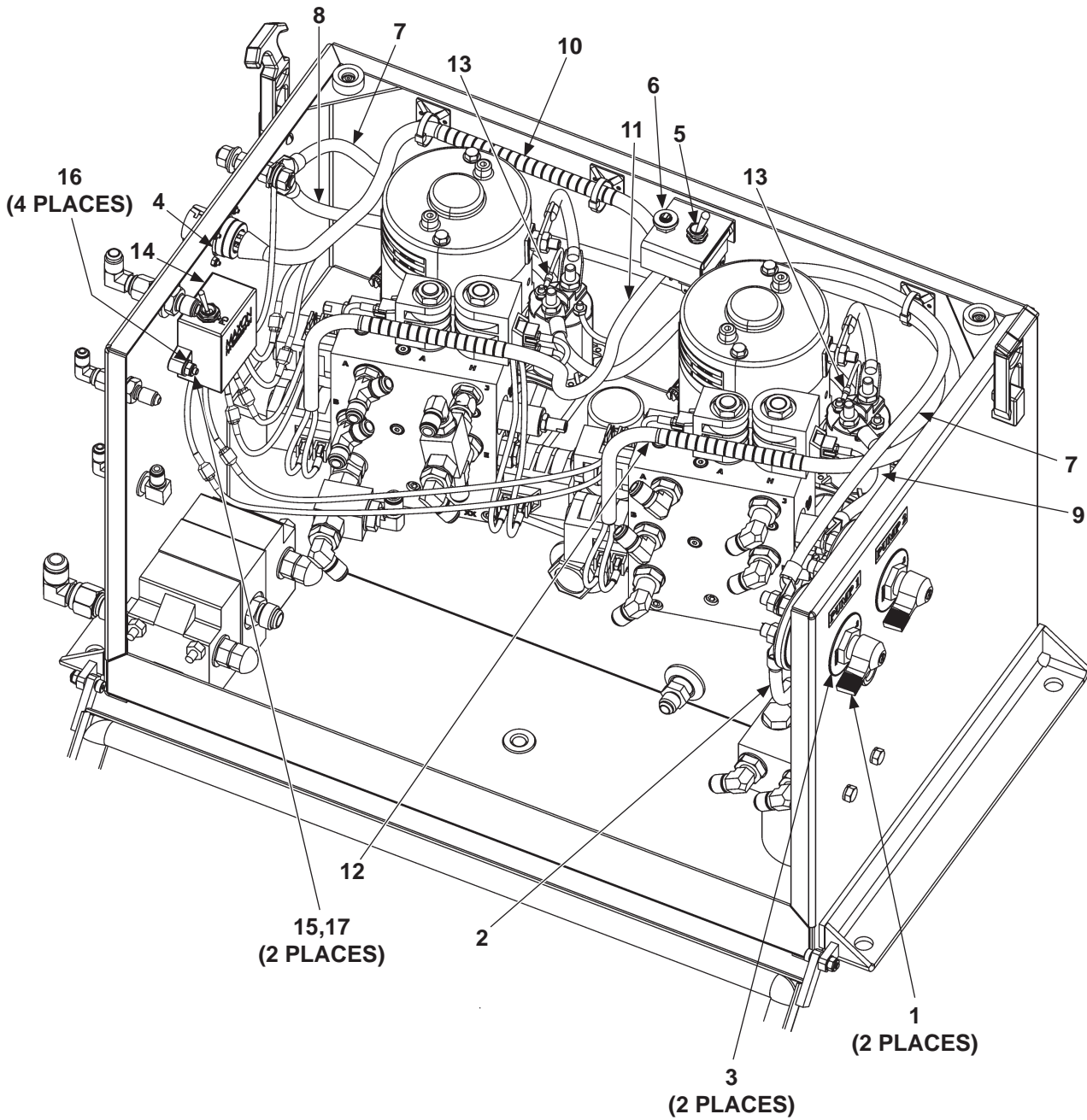
NOTE: MAXON recommends using dielectric grease on all electrical connections.

ITEM	QTY.	PART NO.	DESCRIPTION
1	1	268140-01	HARNESS, MOLDED
2	1	268141-01	CABLE FLEXIBLE, MOLDED
3	1	268142-01	SWITCH & CABLE, MOLDED
4	2	280625-01	HARNESS ASSEMBLY, STOP/TAIL LIGHTS
5	1	268146-01	CABLE, MOLDED, 90" LG.
6	4	905206	SWITCH SEAL BOOT, HALF-TOGGLE
7	1	268144-01	HARNESS INTCON, POWER DOWN, MOLDED
8	1	268145-01	CONTROL BOX, POWER DOWN, POWER OPEN
9	1	268143-02	CABLE EXTENSION, MOLDED, 63" LG.
		268143-03	CABLE EXTENSION, MOLDED, 147" LG.
		268143-04	CABLE EXTENSION, MOLDED, 267" LG.
10	1	268226-06	CABLE, 2 GA, 74" LG. (ELECTRICAL GROUND)

ELECTRICAL COMPONENTS - DUAL PUMP BOX

MAXON

11921 Slauson Ave. Santa Fe Springs, CA. 90670 (800) 227-4116 FAX (888) 771-7713

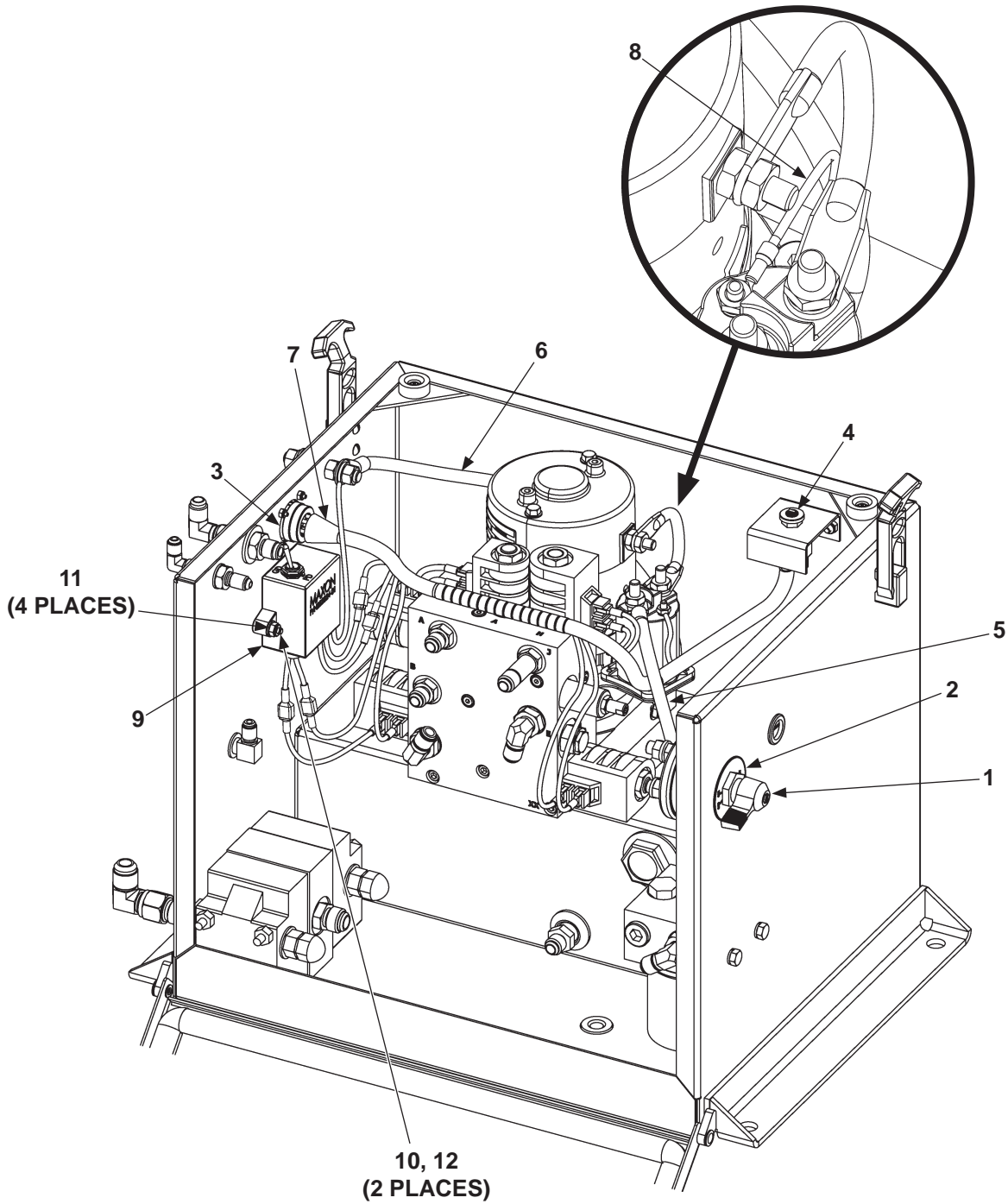


NOTE: MAXON recommends using dielectric grease on all electrical connections.

ITEM	QTY.	PART NO.	DESCRIPTION
REF	1	282825-01	DUAL PUMP ASSEMBLY POWER DOWN, GRAVITY DOWN CONVERSION
1	2	228754	MASTER (DISCONNECT) SWITCH, O-RING SEALED SHAFT
2	1	251871-25	CABLE ASSY, 2GA, 7" LG.
3	2	228755	PLATE, SWITCH, MASTER DISCONNECT
4	1	263802-02	GASKET, CONNECTOR 6 PIN
5	1	264163	TOGGLE SWITCH 2 POSITION, 4 POLES
6	1	264179	CIRCUIT BREAKER, 10AMP EXT MT
7	2	268226-02	CABLE ASSY, 2GA, 28" LG.
8	1	268226-04	CABLE ASSY, 2GA, 14" LG.
9	1	268226-05	CABLE ASSY, 2GA, 7" LG.
10	1	282821-01	HARNESS, DUAL PUMP, GRAVITY DOWN CONVERSION
11	1	282822-01	SOLENOID HARNESS, PUMP 1, GRAVITY DOWN CONVERSION
12	1	282822-02	SOLENOID HARNESS, PUMP 2, GRAVITY DOWN CONVERSION
13	2	268342-01	WIRE ASSY, 16GA, 7" LG.
14	1	282824-01	POWER DOWN ON DEMAND SWITCH
15	2	900007-7	PAN HEAD SCREW, #10-24 X 1" LG.
16	4	902013-07	FLAT WASHER, #10
17	2	901003	LOCK NUT, #10-24

ELECTRICAL COMPONENTS - SINGLE PUMP BOX

MAXON[®] 11921 Slauson Ave. Santa Fe Springs, CA. 90670 (800) 227-4116 FAX (888) 771-7713

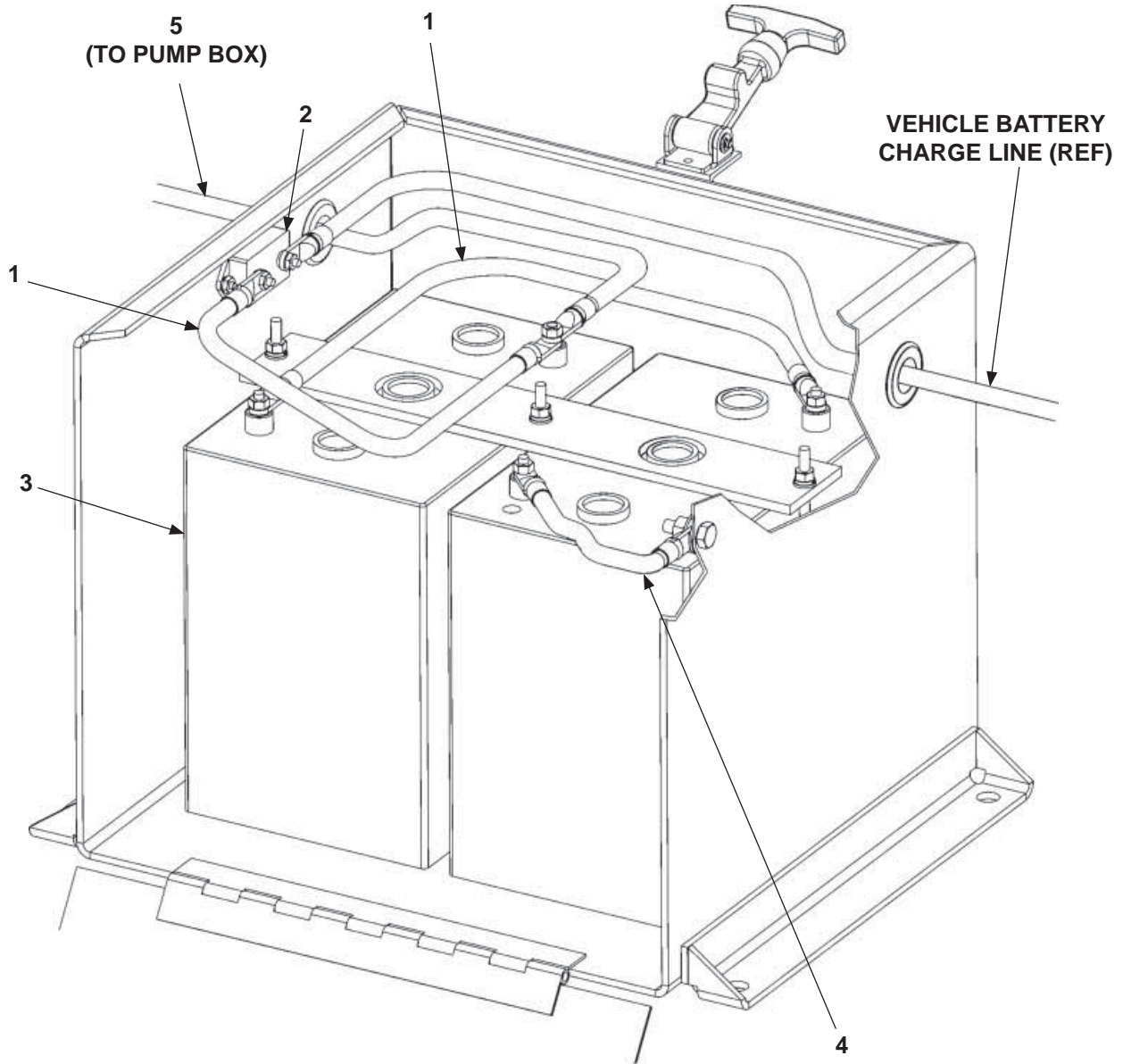


NOTE: MAXON recommends using dielectric grease on all electrical connections.

ITEM	QTY.	PART NO.	DESCRIPTION
REF	1	282830-01	SINGLE PUMP ASSEMBLY POWER DOWN, GRAVITY DOWN CONVERSION
1	1	228754	MASTER (DISCONNECT) SWITCH, O-RING SEALED SHAFT
2	1	228755	PLATE, SWITCH FACE, MASTER DISCONNECT
3	1	263802-02	GASKET, CONNECTOR 6 PIN
4	1	264179	CIRCUIT BREAKER, 10AMP EXT MT
5	1	268226-01	CABLE ASSY, 2GA, 10" LG.
6	1	268226-04	CABLE ASSY, 2GA, 14" LG.
7	1	282823-01	HARNESS, SINGLE PUMP, GRAVITY DOWN CONVERSION
8	1	268342-01	WIRE ASSY 16GA, 7" LG.
9	1	282824-01	POWER DOWN ON DEMAND SWITCH
10	2	900007-7	PAN HEAD SCREW, #10-24 X 1" LG.
11	4	902013-07	FLAT WASHER, #10
12	2	901003	LOCK NUT, #10-24

MAXON[®] 11921 Slauson Ave. Santa Fe Springs, CA. 90670 (800) 227-4116 FAX (888) 771-7713

ELECTRICAL COMPONENTS - BATTERY BOX



NOTE: MAXON recommends using dielectric grease on all electrical connections.

ITEM	QTY.	PART NO.	DESCRIPTION
1	2	251871-05	CABLE ASSEMBLY
2	1	221736	CIRCUIT BREAKER 150 AMP
3	2	250934	BATTERY, 6V HEAVY DUTY
4	1	251871-14	CABLE ASSEMBLY
5	1	251871-11	CABLE ASSEMBLY

MAXON®

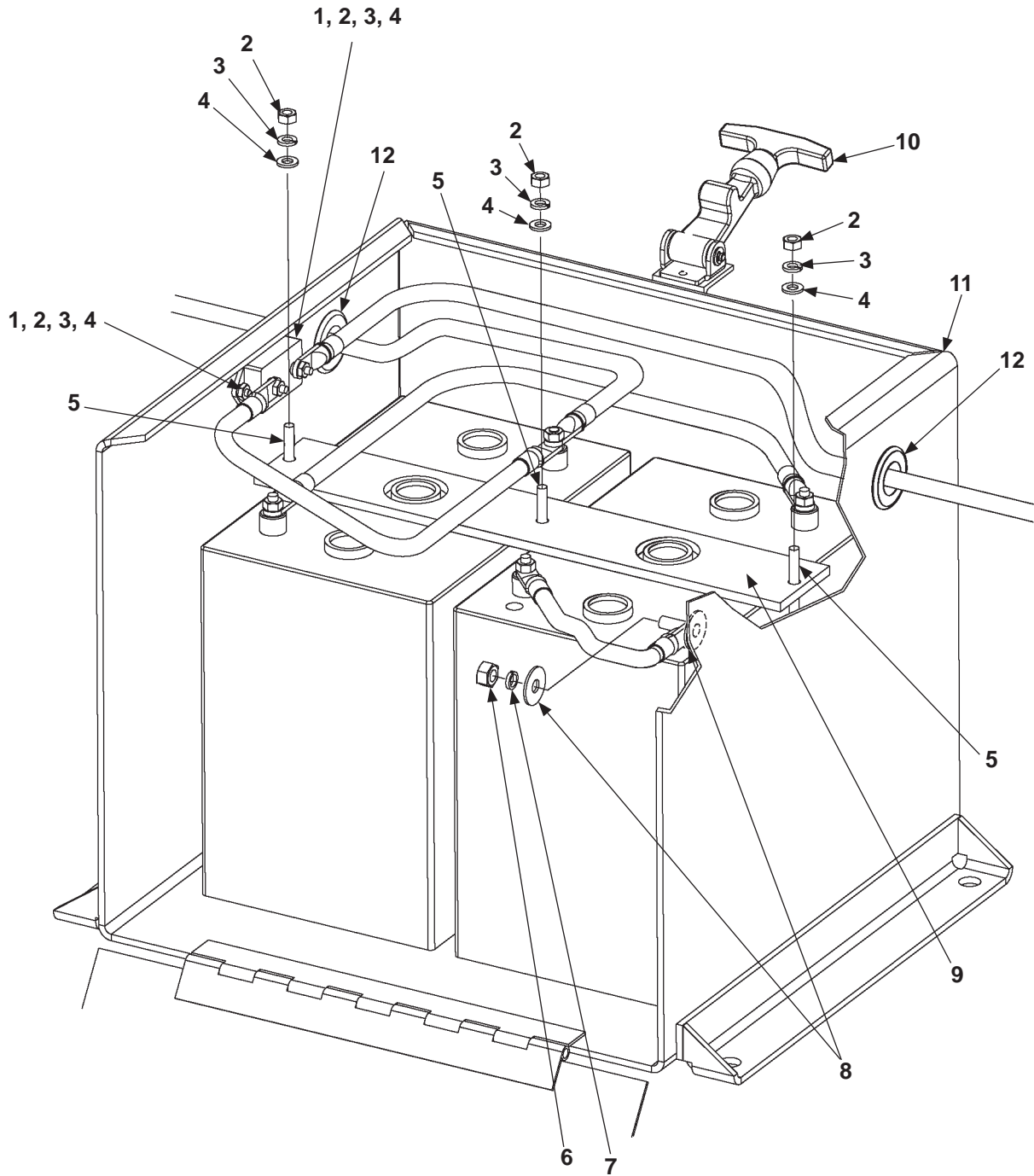
11921 Slauson Ave. Santa Fe Springs, CA. 90670 (800) 227-4116 FAX (888) 771-7713

THIS PAGE INTENTIONALLY LEFT BLANK

BATTERY BOX

MAXON

11921 Slauson Ave. Santa Fe Springs, CA. 90670 (800) 227-4116 FAX (888) 771-7713



ITEM	QTY.	PART NO.	DESCRIPTION
1	2	900002-4	PAN HEAD SCREW, 1/4"-20 X 1"
2	5	901011-1	HEX NUT, 1/4"-20
3	5	902011-2	LOCK WASHER, 1/4"
4	7	902000-1	FLAT WASHER, 1/4"
5	3	227722	ROD, L-SHAPE BATTERY HOLD DOWN
6	1	901005	HEX NUT, 5/16"-18", GRADE 8
7	1	902011-3	LOCK WASHER, 5/16", GRADE 8
8	2	902000-7	FLAT WASHER, 5/16", GRADE 8
9	1	250479	BRACKET (BATTERY HOLD DOWN)
10	1	215139	CATCH & FASTENER
11	1	264022-200	DUAL BATTERY BOX
12	2	251097	GROMMET, RUBBER 7/8 X 1-5/8

MAXON[®] 11921 Slauson Ave. Santa Fe Springs, CA. 90670 (800) 227-4116 FAX (888) 771-7713

