

# RAILIFT<sup>®</sup> SERIES

## The DMD Series



## DMD SPECIFICATIONS

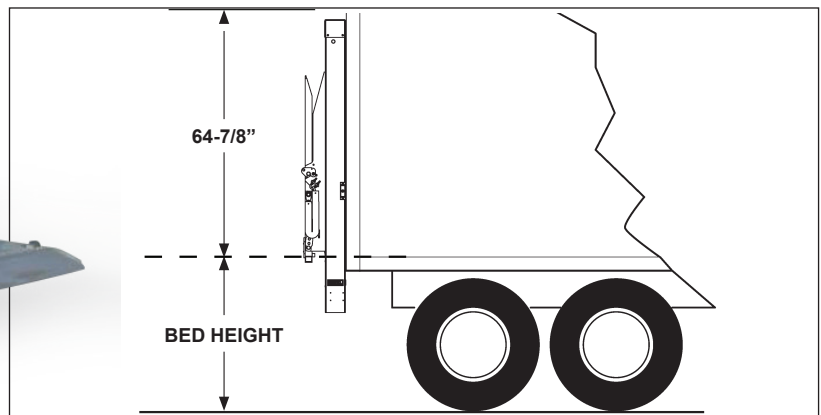
**The DMD is a medium-duty, fully hydraulic direct lift that utilizes a twin cylinder design to ensure smooth and efficient performance**

- The DMD utilizes a unique twin cylinder lifting design that eliminates the maintenance costs associated with other chain or cable equipped liftgates
- The pump and motor assembly is housed within the liftgate's main structural enclosure
- The DMD features fully sealed switches and harnesses to protect them against corrosion
- Recessed license plate holder
- All aluminum platforms

MODEL CAPACITY	BODY WIDTH	PLATFORM SIZE*	TOTAL WEIGHT	BED HEIGHT
DMD 22 2,200 LBS.	96"  102"	One-piece platforms: 30", 36", 42", 48" + 6" or 12" fixed ramp or 9" retention ramp	620 to 720 Lbs.	30" - 54"
DMD 33 3,300 LBS.		Two-piece platforms: 48" (30+18), 54" (36+18), 60" (36+24), 72" (42+30) + 6" or 12" fixed ramp		
DMD 22** 2,200 LBS. Power Closer		One-piece platforms: 48", 54", 60", 66", 72" 9" ARR or 12" fixed ramp	630 to 730 Lbs.	
DMD 33** 3,300 LBS. Power Closer				

\* Platform width for 96" body: 90"; 102" body: 96"

\*\* Units with hydraulic power closer have 1.25" less unobstructed opening.



Mounting Requirement Dimensions (see installation manuals for details)

NOTE: Please review appropriate liftgate installation manual for full vehicle and or body requirements to ensure proper fitment.



Maxon Lift Corp. 11921 Slauson Ave., Santa Fe Springs, CA 90670  
800.227.4116 Fax 888.771.7713, www.maxonlift.com

# RAILIFT<sup>®</sup> SERIES

## The DMD Series


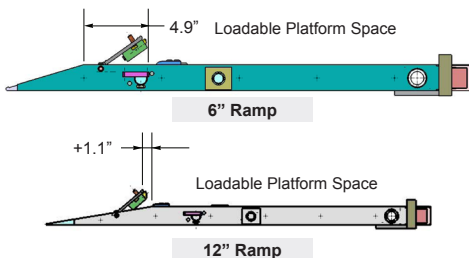
# MAXON<sup>®</sup>

### Optional Equipment

- Domestic or Foreign Chassis Light Set Ups
- Single- or Dual Cart Stops
- 9" Single or Dual Aluminum Retention Ramp\*
- Cab Cut Off Switch
- Handheld Control
- Additional Street Side Control
- Time Lock Out Kit
- Backup Alarm Installation Kit
- Platform Extension Kit
- Above Bed Travel (SOR)  
Max height of 54 inches with a max AB travel of 12 inches
- Platform Hydraulic Power Closure

\* Available on one-piece platforms only

### Loadable Platform Space with Cart Stops Deployed



### Effective Hydraulic System

Two direct-acting lifting cylinders. The master cylinder (equipped with a hydraulic lock valve) drives the second ("slave") cylinder. The ultimate goal was to develop the most reliable medium-duty gate with the least need for maintenance



### Pump and Motor Housing Options

The DMD's main pump housing is available in four different light configurations and also features a license plate holder and an optional back-up alarm install kit



### Corrosion Resistant Electrical System

The DMD features fully sealed switches and harnesses to protect them against corrosion



### Aluminum Platform w/ Cart Stop Option

The DMD features an all-Aluminum platform with optional single - or dual cart stops that are designed in such a way that it virtually doesn't reduce the loadable platform area

Distributed by:



### MAXPRO<sup>®</sup> Paint

This patented, Maxon exclusive paint process has a tough polyurea top coat and an AL rich primer that combat corrosion and keep the liftgate looking like new

M198-0815



Maxon Lift Corp. 11921 Slauson Ave., Santa Fe Springs, CA 90670  
800.227.4116 Fax 888.771.7713, www.maxonlift.com