

TUK-A-WAY® SERIES

The TE-15/TE-20 Series



NOTE: Launches in November 2017

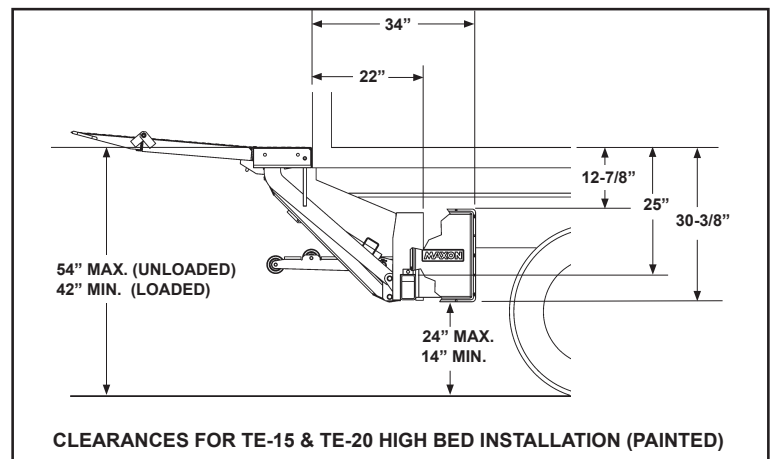
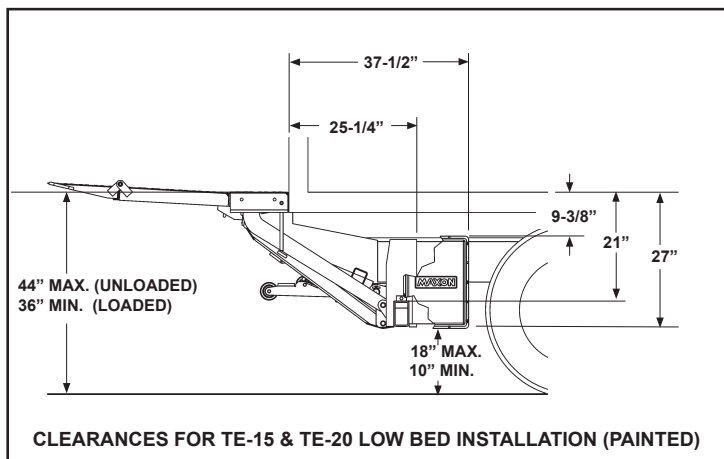
TE-15/TE-20 SPECIFICATIONS

The TE-15 and TE-20 Series of Tuk-A-Way® liftgates are the economical choice for general purpose applications requiring 1,500 lbs. to 2,000 lbs. lifting capacity. The minimum laden bed height of 36" makes the TE-15 and TE-20 an ideal solution for low bed height applications.

- Center Arm Design
- Standard Ride
- Low Bed Height
- 38 Foot Charge Line Kit with a Circuit Breaker

MODEL CAPACITY	WEDGE PLATFORM SIZE	TOTAL WEIGHT	BED HEIGHT
TE-15 (1,500 Lbs.)	36" x 80" (ST) 40" x 80" (AL)	550 lbs. to 585 lbs.	42" Min. w/Body Laden 54" Max. w/Body Unladen
TE-20 (2,000 Lbs.)			36" Min. w/Body Laden 44" Max. w/Body Unladen
TE-15L (1,500 Lbs.)	36" x 80" (ST) 40" x 80" (AL)	550 lbs. to 585 lbs.	36" Min. w/Body Laden 44" Max. w/Body Unladen
TE-20L (2,000 Lbs.)			36" Min. w/Body Laden 44" Max. w/Body Unladen

ST = Steel
AL = Aluminum



Lift Dimensions and Mounting Requirements

NOTE: Please review appropriate liftgate installation manual for full vehicle and or body requirements to ensure proper fitment.



Maxon Lift Corp. 11921 Slauson Ave., Santa Fe Springs, CA 90670
800.227.4116 Fax 888.771.7713, www.maxonlift.com


TUK-A-WAY® SERIES

The TE-15/TE-20 Series




Optional Features

- Single or Dual Cart Stops (Aluminum Platforms only)
- Bolt-on steps
- Heavy-Duty Dock Bumpers
- Bumper Rubber Pads
- Street Side Controls
- Power Down
- Galvanized Finish



Large Wedge-Type Platform Design

The TE-15/TE-20 features large (36"/40"x 80") wedge-type platforms that are available in Steel or Aluminum configurations. The wedge design allows for the smooth transition of load on and off the platform.



Single- or Dual Cart Stop Options

The Aluminum platforms feature optional single or dual cart stops. This option is only available for Aluminum platforms.



Optional Bolt-On Steps and Extension Plate

The steps and extension plates were strategically designed to bolt-on (option) in order to avoid welding on the gate that would affect the factory paint or galvanized finish. The steps were also designed as an integral part of the gate that would easily allow for them to be exchanged in case of dock damage.



Grease Fittings Standard

The TE-15/TE-20 feature grease fittings at all critical rotation points.

Distributed by:



MAXPRO® Paint or GALVANIZED Finish

This patented, Maxon exclusive paint process has a tough polyurea top coat and an AL rich primer that combat corrosion and keep the liftgate looking like new. For even more corrosion protection, the TE-15/TE20 are also available in a galvanized finish.

M225-0917



Maxon Lift Corp. 11921 Slauson Ave., Santa Fe Springs, CA 90670
800.227.4116 Fax 888.771.7713, www.maxonlift.com