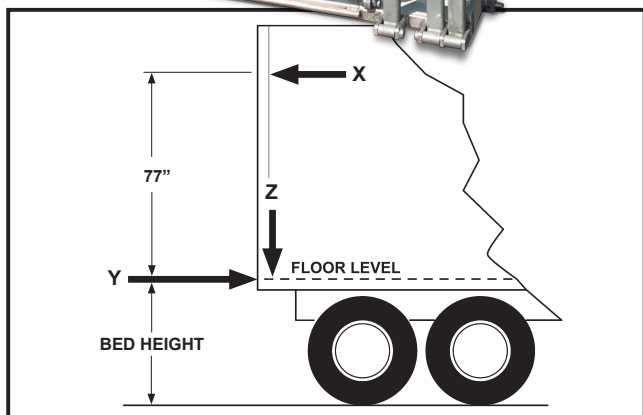


GAS BOTTLE SERIES

The BMR-CS Series

MAXON®



MODEL CAPACITY	P/F SIZE	(X)(Y) LBS.	(Z) LBS.
BMR-CS35 3500 LBS. (GALVANIZED PLATFORM)	36" & 42"	1043	3786
BMR-CS44 4400 LBS. (GLAVANIZED PLATFORM)	36" & 42"	1262	4461

MODEL CAPACITY	P/F SIZE	(X)(Y) LBS.	(Z) LBS.
BMR-CS35 3500 LBS. (ALUMINUM PLATFORM)	36" & 42"	964	3510
BMR-CS44 4400 LBS. (ALUMINUM PLATFORM)	36" & 42"	1183	4185

Lift Dimensions and Mounting Requirements

NOTE: Maximum operating bed height for body is 56" (Unloaded).

Minimum bed height is platform width plus 5" (Loaded).

BMR-CS SPECIFICATIONS

- New Platform Opening / Closing Mechanism
- Rollers OR Slide Pad Configurations
- New Column Impact Guard
- New Main Control Location
- New "Power Down on Demand" Activation
- New Plastic Pump Box and Hydraulic Set-up
- MAX GRIP® and Cycle Counter standard
- New Battery Box Option with Built-in DC/DC Converter & Resettable Circuit Breaker
- **Galvanized Finish – STANDARD!**

MODEL CAPACITY	OVERALL WEIGHT	PLATFORM LOAD AREA	RETENTION RAMP	BED HEIGHT (For Dock Loading)
Steel Platforms				
BMR-A-CS-35 (3,500 Lbs.)	1763 Lbs. (36 X 80 Platform)	36" x 80" 42" x 80"	18" Aluminum	44" - 56"
	1802 Lbs. (42 x 80 Platform)			
BMR-A-CS-44 (4,400 Lbs.)	1794 Lbs. (36 X 80 Platform)			
	1833 Lbs. (42 x 80 Platform)			
Aluminum Platforms				
BMR-A-CS-35 (3,500 Lbs.)	1675 Lbs. (36 X 80 Platform)	36" x 80" 42" x 80"	16" Aluminum (36"x80")	44" - 56"
	1712 Lbs. (42 x 80 Platform)			
BMR-A-CS-44 (4,400 Lbs.)	1704 Lbs. (36 X 80 Platform)		20" Aluminum (42"x80")	
	1741 Lbs. (42 x 80 Platform)			

PATENT NUMBERS: (367,748), (5,513,943), (5,449,267)

NOTE: Please review appropriate liftgate installation manual for full vehicle and or body requirements to ensure proper fitment.



Maxon Lift Corp. 11921 Slauson Ave., Santa Fe Springs, CA 90670
800.227.4116 Fax 888.771.7713, www.maxonlift.com


GAS BOTTLE SERIES

The BMR-CS Series

MAXON[®]


Optional Features

- Rollers or Slide Pads
- Dual Pump & Motor
- Power Down on Demand
- Auxiliary Controls System
- Hand-Held Remote Control
- Conspicuity Tape
- Pump Pressure Gauge
- Cab Cut Off Switch




Rollers OR Slide Pads

As an industry first, the BMR is available with rollers or slide pads



New Switch Location

Control switch is located on the column and now features an optional power down on demand button



New Pump Box / Hydraulic Design

Pump and battery box are mounted on a galvanized bolt-on hanger frame. Master disconnect switch is accessible from front of the pump box. Hydraulic components are mounted on a vertical plate that makes all components easily accessible for service



Polyethylene Pads

Protect lower column areas from dock impacts



Fully Galvanized - STANDARD

Galvanization is the process by which zinc is coated over corrosive (easily rusted) metals. The process of galvanizing not only protects from corrosion of various 'soft metals' but also adds strength to the original, uncoated metal

Distributed by:

M-214-0420



Maxon Lift Corp. 11921 Slauson Ave., Santa Fe Springs, CA 90670
800.227.4116 Fax 888.771.7713, www.maxonlift.com