

SLIDELIFT™ SERIES

The GPS Series



GPS SPECIFICATIONS

The GPS delivers high capacity (up to 5,500 lbs) in a lightweight design with smart features to enhance ease of use

- Offers 5,500lbs lifting capacity for heavy loads
- Features a range of large, light-weight, rust resistant aluminum platforms for easy handling and durability
- Utilizes the full inside dimensions of your trailer; non-restrictive side or rear loading and unloading; allows unobstructed dock access
- Allows simple operation and easy loading from the ground, or from the side
- Works off the rear of your trailer. No longer limits you to one door type. Accommodates roll-up, full opening and various other door configurations
- Maintains a level ride, regardless of landscape
- Rust-resistant, powder-coated, metal fabricated parts ensure liftgate reliability and long life
- Low maintenance design with greaseless, weather-tight bushings at all pivot points



Note:

The GPS meets both FMVSS and CMVSS underride regulation standards.

The GPS Series liftgate comes in two different versions: “Short Arm” with a bed height range from 34” to 49”; “Long Arm” with a bed height range from 37” to 55”. This liftgate can be installed on trailers with a variety of door configurations.

NOTE: Please review appropriate liftgate installation manual for full vehicle and or body requirements to ensure proper fitment.

MODEL	CAPACITY	TOTAL WEIGHT	PLATFORM SIZE
GPS-55	5500 Lbs.	1780 LBS.	82” X 96”



SLIDELIFT™ SERIES

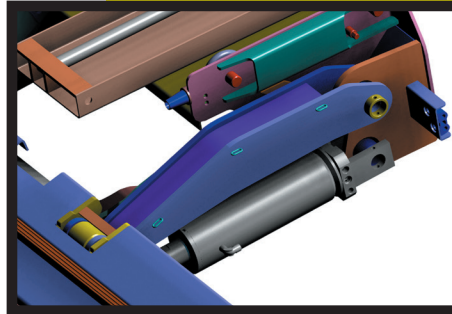
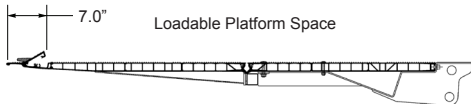
The GPS Series

MAXON®

Standard Features


- Potted Switches
- Sealed Wiring Harness
- Platform Safety Lights
- Torsion Spring Assist Flip Over Section
- Auto Leveling
- Foot Controls
- Hand Held Remote Control Switches
- Dual Cart Stops

Loadable Platform Space with Cart Stops Deployed



Unique & Simplified Cylinder Design

The GPS X1 technology allows for a simple two-cylinder design. Two cylinders mean less hoses and valves requiring repair. The patented "Soft Landing" system with the exclusive "Two-Speed Cylinder" design Contribute to a safe lifting environment and a smooth precise landing.



Unique Roller Design

Four 5" sized greaseless bearings provide for a smooth "slide" over the total extension. When fully extended, an automatic "QuickLock" stabilizes the lifting platform and removes the stress from the rolling system.



Fully Sealed Controls

The Flat Control Panel allows for strategic positioning directly on the vehicle body (or under it) for convenient and ergonomic height access. The solid, weather-resistant, 1/4" flat control panel comes with proven technology that guarantees operation under any circumstance. No more dealings with broken or over-torqued control levers. The flat control panel comes with sturdy push-buttons with pressure points.

The Liftgate with X1 Technology

X1 is a new patented design technology that allows a liftgate to raise and lower full lift capacity utilizing only one cylinder for up and down, and one for tilting. This is accomplished by eliminating the mainframe structure and transferring the entire load to the lift frame structure and lift cylinder. This eliminates 20% of the total weight of a four-cylinder gate. Combine this design with the standard aluminum platform, and the result is the strongest, lightest, and least complex available today.

Distributed by:

M139-0920



Maxon Lift Corp. 11921 Slauson Ave., Santa Fe Springs, CA 90670
800.227.4116 Fax 888.771.7713, www.maxonlift.com