

To search for your Maxon parts in this document, press Ctrl + F for Windows or Command + F for macOS to open the Search Box.



MAXON

This parts manual covers all GPT's manufactured September 2022 till current. If your model is older then please contact Maxon CS at 800.227.4116 or parts@maxonlift.com.

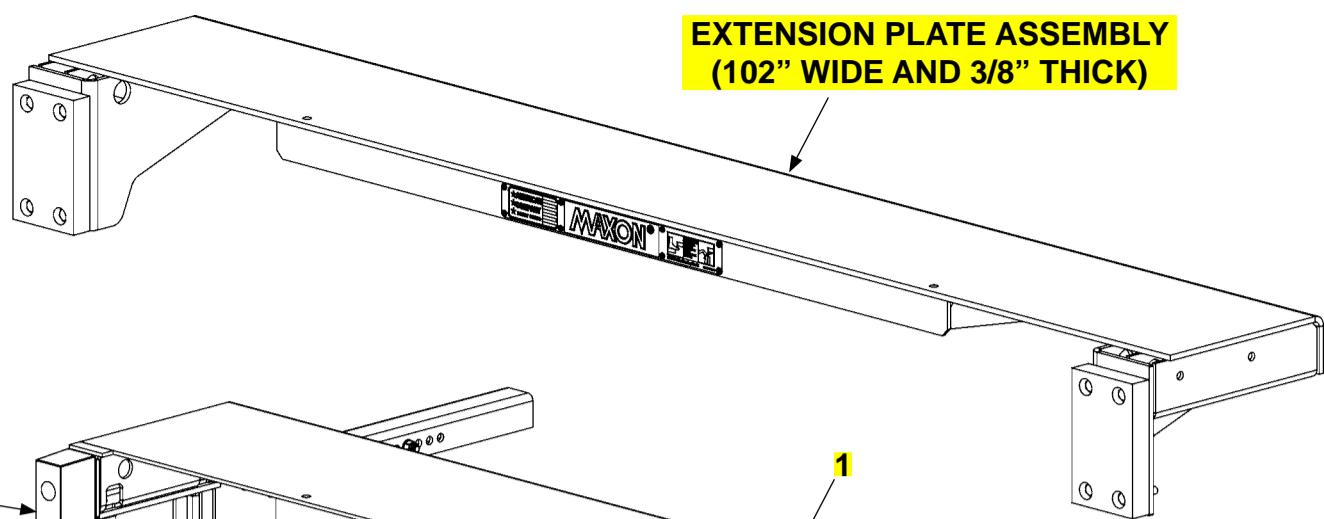
TUK-A-WAY®
GPT

PARTS BREAKDOWN



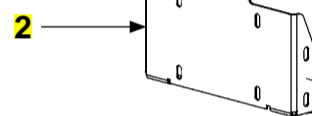
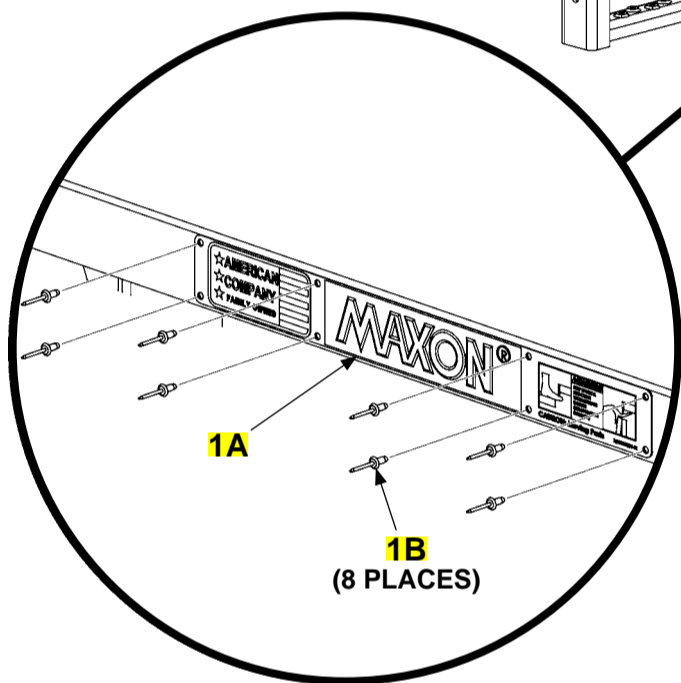
GPT FINAL ASSEMBLY

LAST UPDATED
SEPT 2022 to present



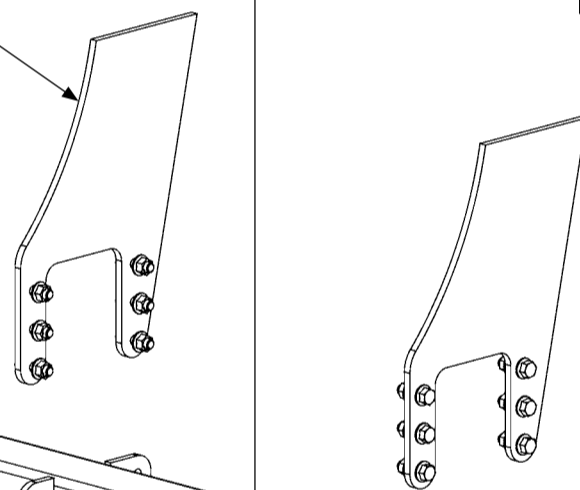
STEP KITS

- DUAL
- FLEXIBLE



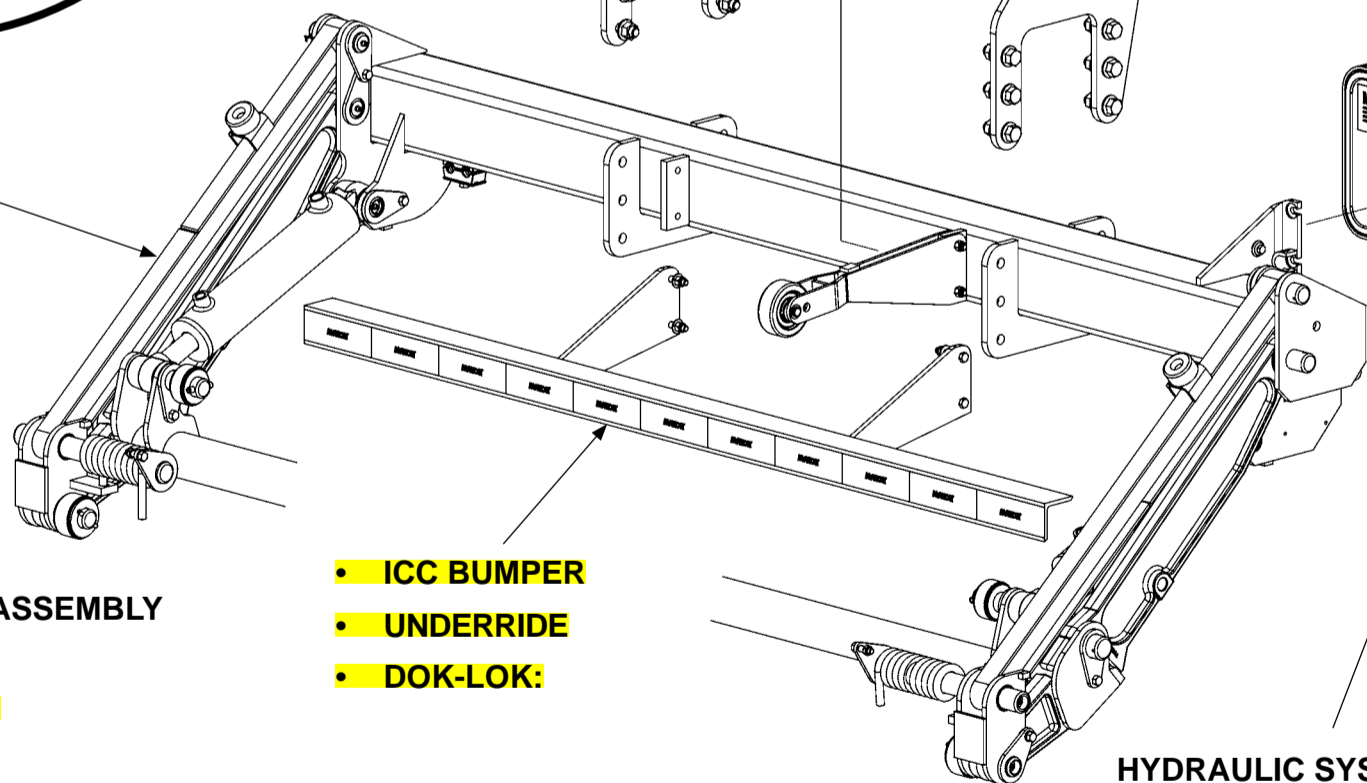
MOUNTING PLATE

- GPT-25/3
- GPT-4/5



MAIN ASSEMBLY

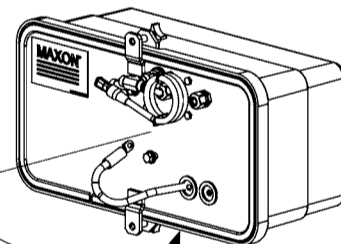
- GPT-25/3
- GPT-4/5



PLATFORM AND FLIPOVER ASSEMBLY

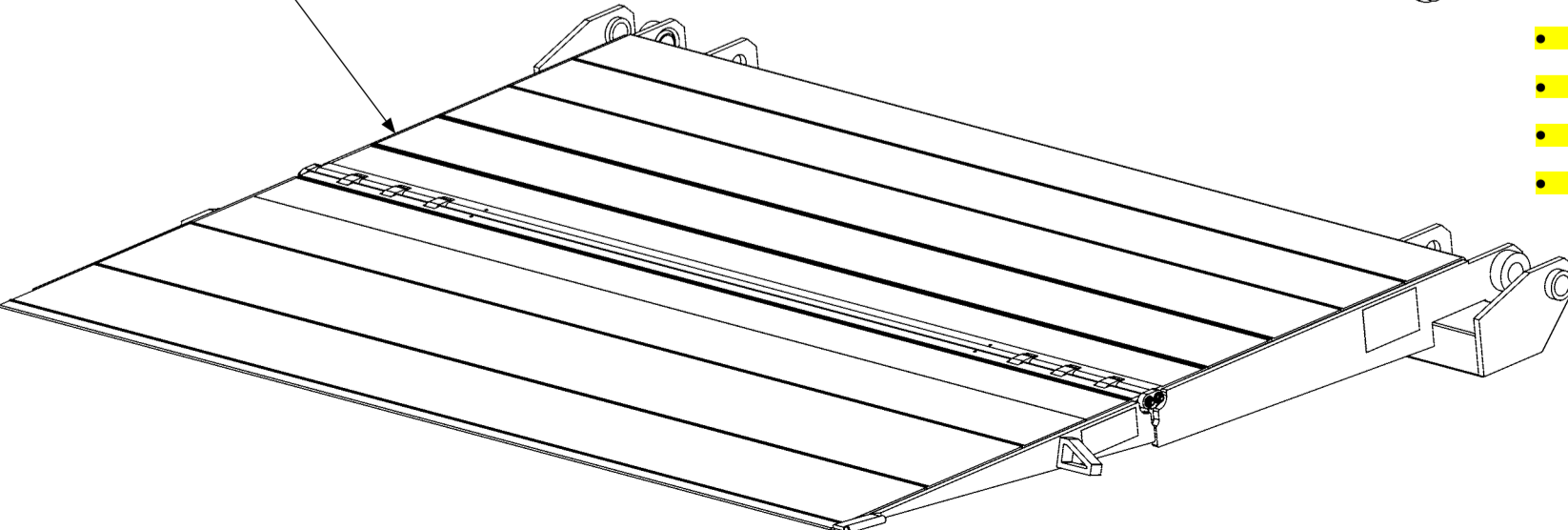
- WITHOUT CART STOPS
- WITH DUAL CART STOPS

- ICC BUMPER
- UNDERRIDE
- DOK-LOK:



HYDRAULIC SYSTEMS

- SIDE MOUNT SINGLE PUMP
- CENTER MOUNT SINGLE PUMP
- SIDE MOUNT DUAL PUMP
- CENTER MOUNT DUAL PUMP



GPT FINAL ASSEMBLY

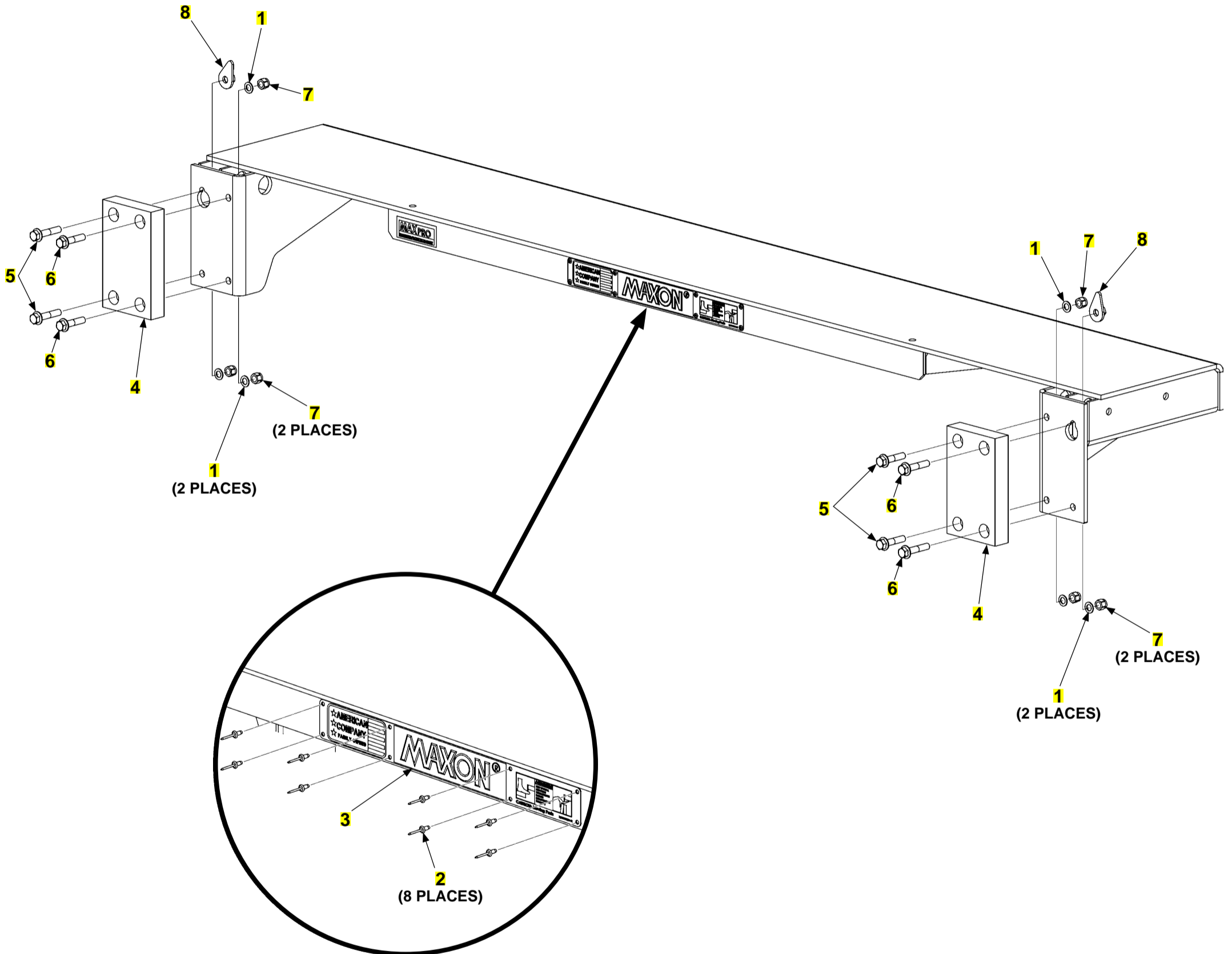
ITEM	QTY	PART NO.	DESCRIPTION
1	1	288700-01G	EXT PLATE ASSY, .25THK, GPT, 96", GALV
		288700-02G	EXT PLATE ASSY, .25THK, GPT, 102", GALV
		288700-03G	EXT PLATE ASSY, .38THK, GPT, 96", GALV
1A	1	280004-01	PLATE, MAXON NAME & DECALS
1B	8	904005-2	RIVET,BLIND SSTL DOME.187X.565
2	1	287014-01	BRACKET, LIC PL & LIGHT MOUNT

EXTENSION PLATE ASSEMBLY (102" WIDE AND 3/8" THICK)

LAST UPDATED
SEPT 2017 to present

COMPLETE ASSEMBLY:

EXTENSION PLATE ASSEMBLY (102" WIDE AND 3/8" THICK)



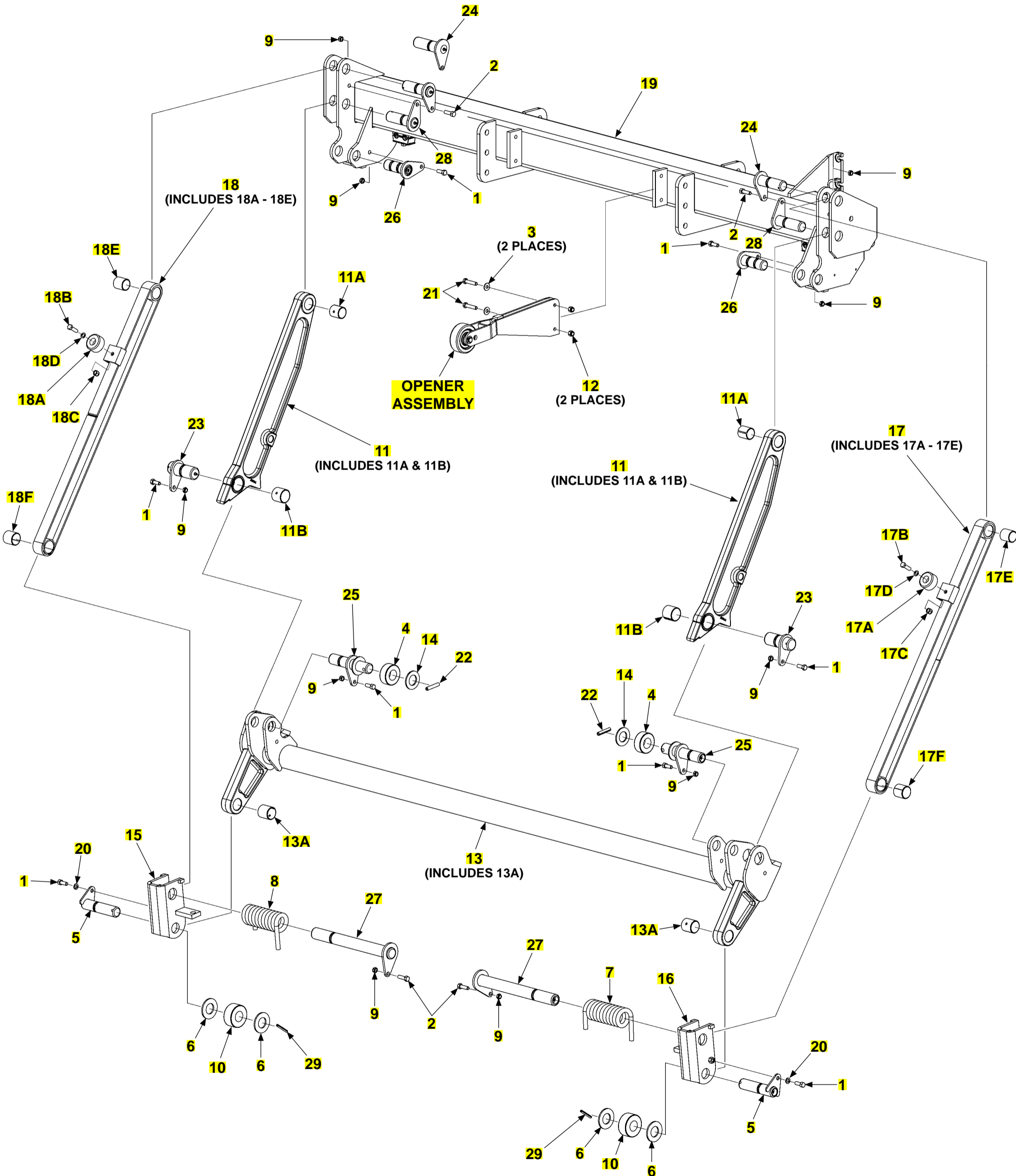
EXTENSION PLATE ASSEMBLY (102" WIDE AND 3/8" THICK)

ITEM	QTY.	PART NO.	DESCRIPTION
REF	1	288700-04G	EXT PLATE ASSY, .38THK, GPT, 102", GALV
1	6	902000-14	WASHER, FLAT .500X.063 THK
2	8	904005-2	RIVET,BLIND SSTL DOME.187X.565
3	1	280004-01	PLATE, MAXON NAME & DECALS
4	2	280853-01	BUMPER, POLYETHYL. 1.5X5.5X9
5	4	901024-3	BOLT HEX FRAME .5-13X2.25"LG
6	4	901024-8	BOLT HEX FRAME .5-13X2.5"LG
7	6	901010	NUT, NYLON LOCK 1/2-13 ZC
8	2	283700-01	TEAR DROP WLDMT

MAIN ASSEMBLY: GPT-25, GPT-3, GPTWR-25 AND GPTWR-3

LAST UPDATED
SEPT 2022 to present

FOR PIN ASSEMBLIES:
GREASE FITTING



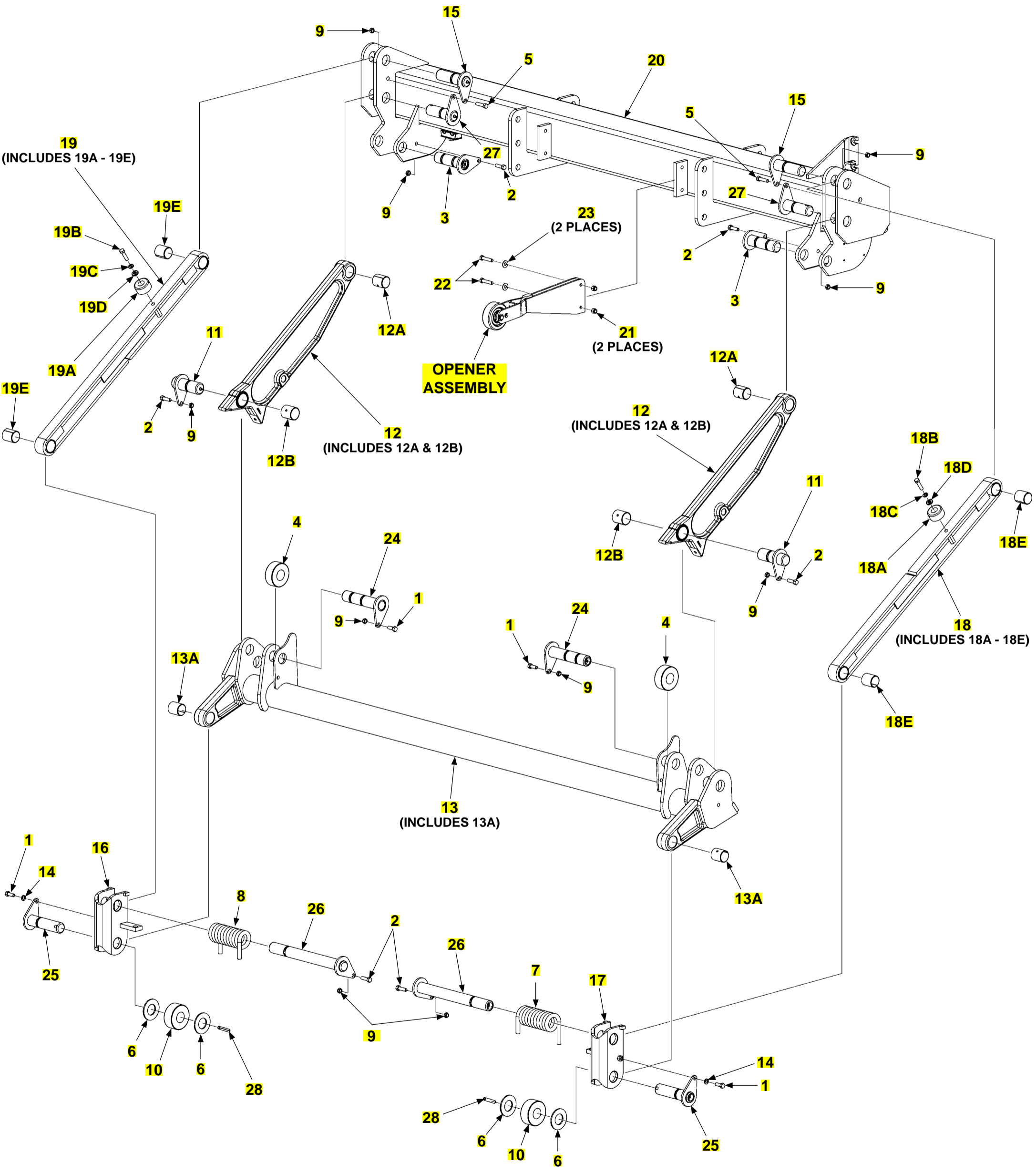
MAIN ASSEMBLY: GPT-25, GPT-3, GPTWR-25 AND GPTWR-3

ITEM	QTY.	PART NO.	DESCRIPTION
1	8	030034	BOLT, 3/8"-24 X 1" LG.
2	4	030035	BOLT, 3/8"-24 X 1-1/4" LG.
3	2	902001-2	WASHER, FLAT 3/8X1/16 ZC
4	2	282780-01	ROLLER, P/F SPRT, 2.5ODX1.27ID, GPT-25/3
5	2	212379-101	PIN ASSY,SHACKLE, 5.5IN LG
6	4	902013-20	FLAT WASHER, 1-1/4"
7	1	226363-01	TORSION SPRING, RH, 1/2" X 5-3/4"
8	1	226363-02	TORSION SPRING, LH, 1/2" X 5-3/4"
9	10	226941	LOCK NUT, 3/8"-24
10	2	282780-03	ROLLER, SHACKLE, 2.75 OD X 1.27 ID, GPT-25/3
11	2	288094-01G	LIFT ARM ASSY, GPT-25/3, GALV
11A	1	905114-04	SELF LUBE BEARING, 1-1/4" X 1-1/2" LG.
11B	1	905115-02	SELF LUBE BEARING, 1-1/2" X 1-1/2" LG.
12	2	901002	NUT, NYLON 3/8-16 ZINC
13	1	288080-01G	LIFT FRAME ASSY, GPT-25/3, GAL
13B	2	905114-04	SELF LUBE BEARING, 1-1/4" X 1-1/2" LG.
14	2	264272	FLAT WASHER 2.25 ODX1.28ID
15	1	212307-01G	SHACKLE WELDMENT,LH, GAL
16	1	212307-02G	SHACKLE WELDMENT,RH, GAL
17	1	267712-04	PARALLEL ARM, RH, GALVANIZED
17A	1	267708-01	NYLON BUMPER
17B	1	900014-5	CAP SCREW, 3/8"-16 X 1-1/4" LG.
17C	1	901002	LOCK NUT, 3/8"-16
17D	1	902000-28	WASHER, FLAT .375 X .115-.125 THK
17E	1	905114-04	SELF LUBE BEARING, 1-1/4" X 1-1/2" LG.
17F	1	905112-04	SELF LUBE BEARING, 1-3/8" X 1-1/2" LG.
18	1	267712-03	PARALLEL ARM, LH, GALVANIZED
18A	1	267708-01	NYLON BUMPER
18B	1	900014-5	CAP SCREW, 3/8"-16 X 1-1/4" LG.
18C	1	901002	LOCK NUT, 3/8"-16
18D	1	902000-28	WASHER, FLAT .375 X .115-.125 THK
18E	1	905114-04	SELF LUBE BEARING, 1-1/4" X 1-1/2" LG.
18F	1	905112-04	SELF LUBE BEARING, 1-3/8" X 1-1/2" LG.
19	1	298888-01G	MAIN FRAME WLDMT, GPT-25/3,G
		298888-02G	M/F WLDMT,W/DOK-LOK BRKT, GPT-25/3,G
		298888-03G	MAIN FRAME WLDMT,CTR MT PMP,GPT-25/3,G
		298888-04G	M/F WLDMT,W/DOK-LOK BRKT,CTR MT PMP,GPT-25/3,G
		298888-21G	MAIN FRAME WLDMT, D/PMP, GPT-25/3,G
		298888-22G	M/F WLDMT,W/DK-LK BRKT,D/PMP,GPT-25/3,G
		298888-23G	MAIN FRAME WLDMT,CTR MT D/PMP,GPT-25/3,G
		298888-24G	M/F WLDMT,W/DK-LK BRKT,CTR MT D/PMP,GPT-25/3,G
20	2	902011-4	LOCK WASHER, 3/8"
21	2	900014-7	SCREW,HEX CAP.38-16X1.75 G8,ZC
22	2	904717-06	PIN, ROLL .38 X 2 ZINC
23	2	229657-101	PIN ASSEMBLY
24	2	250310-101	PIN ASSEMBLY, PARALLEL ARM
25	2	253045-101	PIN ASSEMBLY, GPT-SERIES, GREASE
26	2	228922-101	PIN ASSEMBLY, CYLINDER
27	2	265807-101	PIN ASSEMBLY, SPRING
28	2	266035-101	PIN ASSEMBLY, LIFT ARM
29	2	905033-5	ROLL PIN, 1/4" X 2" LG.
REF	14	224342	GREASE FITTING

MAIN ASSEMBLY: GPT-4, GPT-5, GPTWR-4 AND GPTWR-5

LAST UPDATED
AUG 2019 to present

FOR PIN ASSEMBLIES:
GREASE FITTING

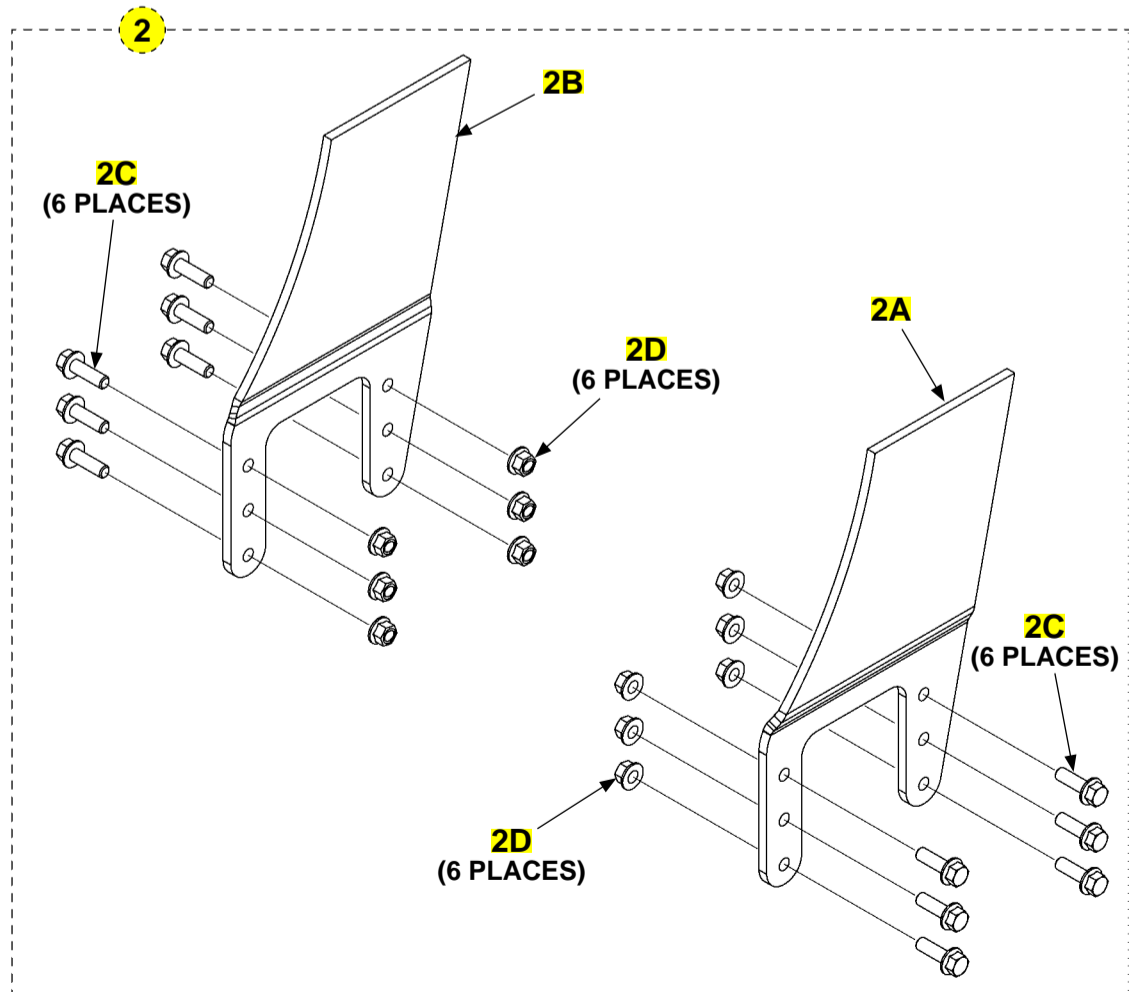
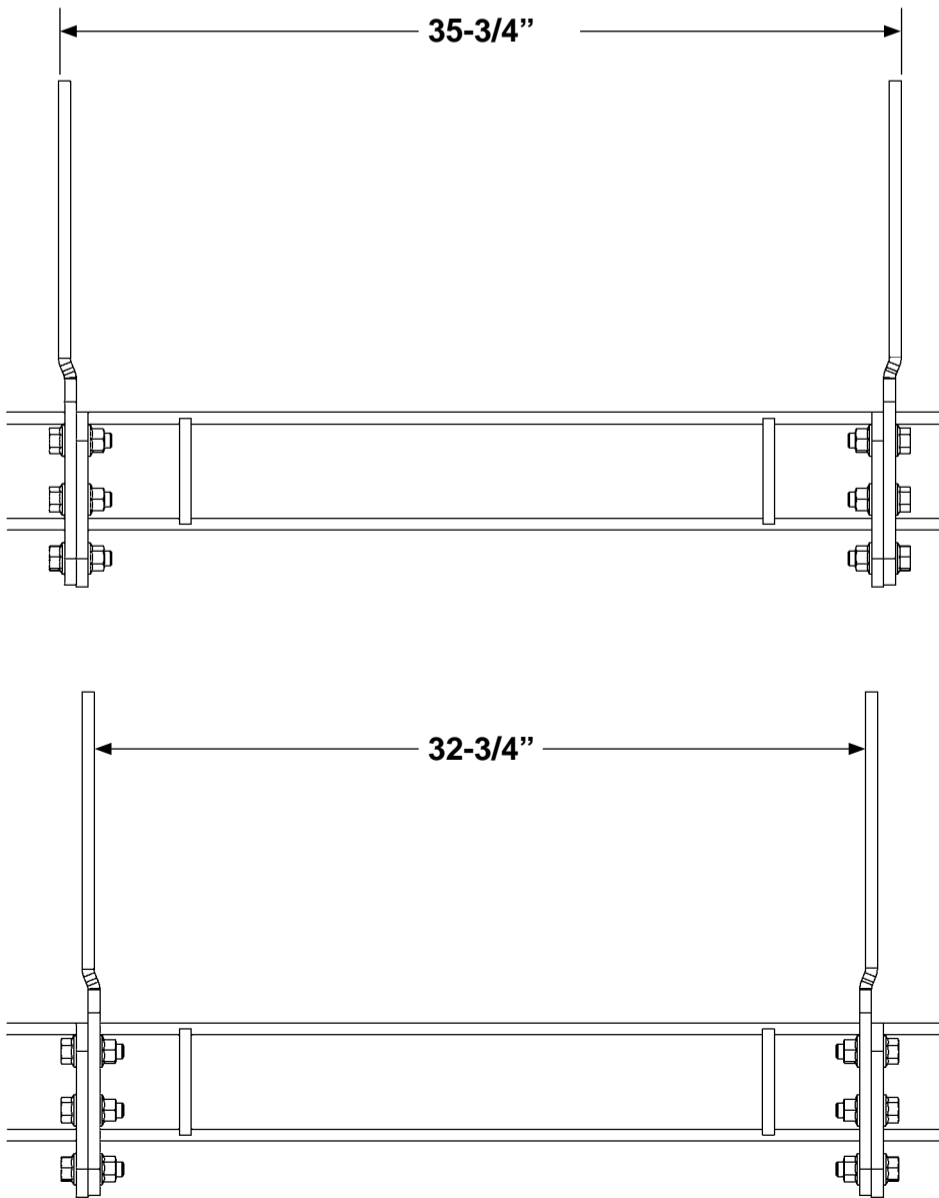
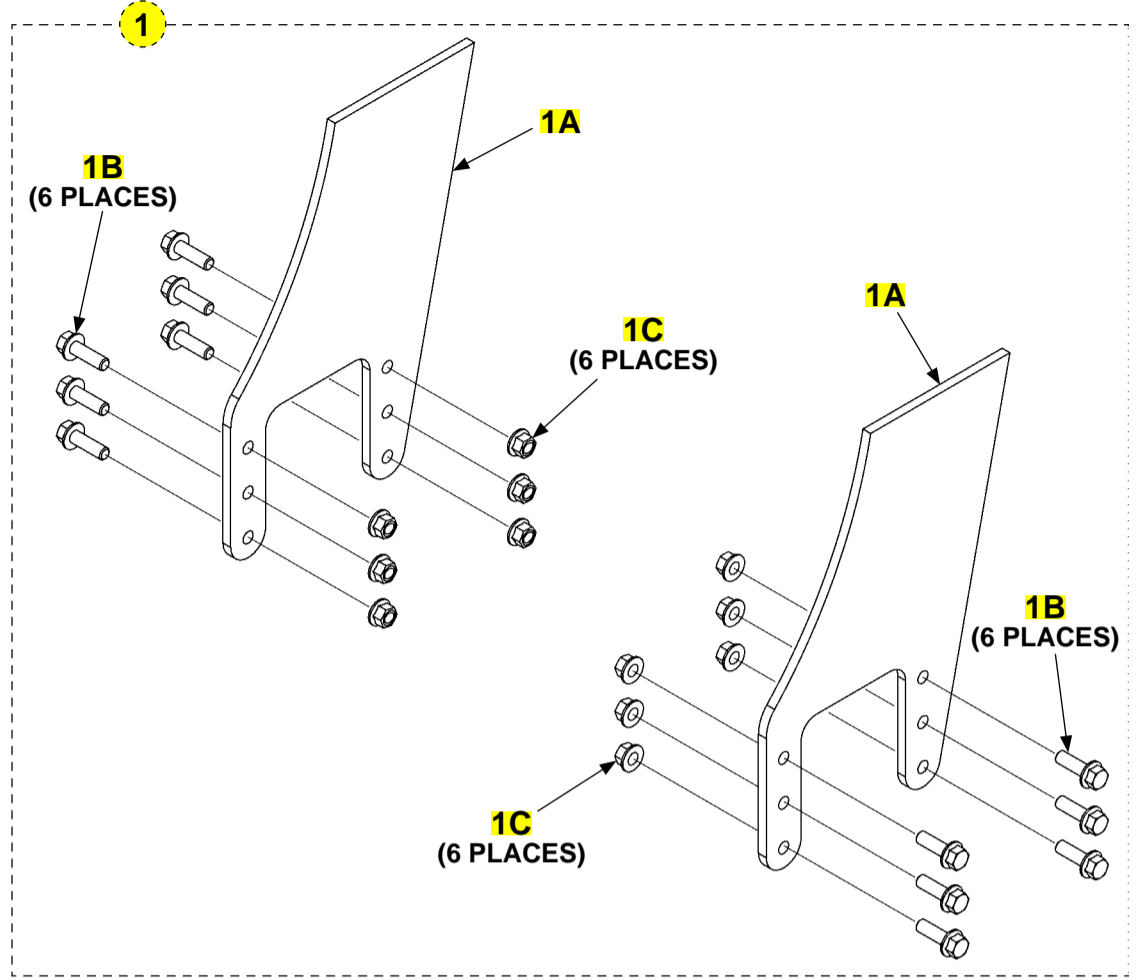
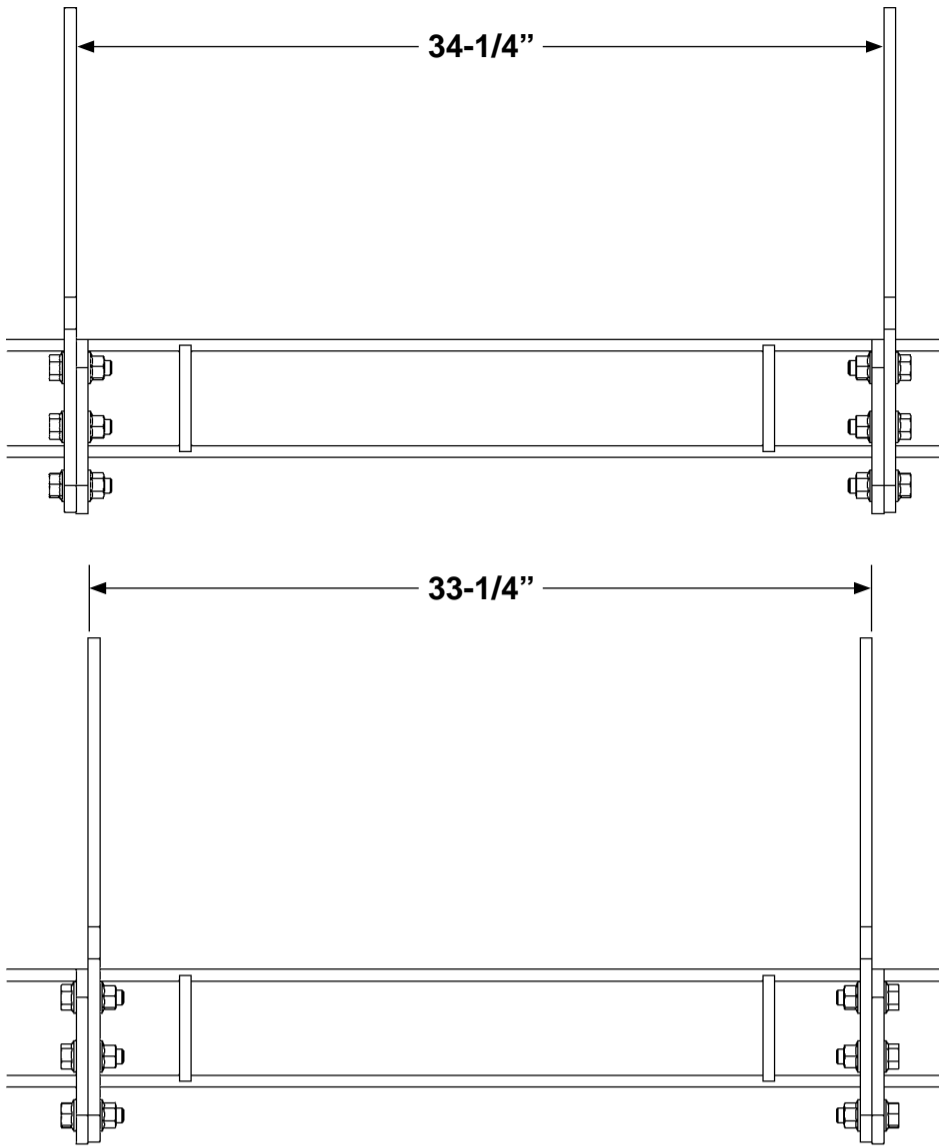


MAIN ASSEMBLY: GPT-4, GPT-5, GPTWR-4 AND GPTWR-5

ITEM	QTY.	PART NO.	DESCRIPTION
1	4	030034	BOLT, 3/8"-24 X 1" LG.
2	6	030035	BOLT, 3/8"-24 X 1-1/4" LG.
3	2	283397-100	PIN ASSEMBLY, CYLINDER
4	2	282780-02	ROLLER, P/F SPRT, 3.13ODX1.4ID, GPT-4/5
5	2	030038	BOLT, .38-24 X 1.5 GR8
6	4	902013-21	WASHER, FLAT 1-3/8" ZC
7	1	226363-01	TORSION SPRING, RH, 1/2" X 5-3/4"
8	1	226363-02	TORSION SPRING, LH, 1/2" X 5-3/4"
9	10	226941	LOCK NUT, 3/8"-24
10	2	282780-04	ROLLER, SHACKLE, 3.25 OD X 1.40 ID, GPT-4/5
11	2	297447-01	PIN ASSY 1.50 X 4.50 LFT ARM, GRS
12	2	288381-01G	LIFT ARM ASSY, GPT-4/5, GALV
12A	1	905112-07	SELF LUBE BEARING, 1-3/8" X 1-3/4" LG.
12B	1	905115-03	BEARING, SELF LUBE 1-1/2 X 1-3/4
13	1	288450-01G	LIFT FRAME ASSY, GPT-4/5, GAL
13A	2	905112-07	SELF LUBE BEARING, 1-3/8" X 1-3/4" LG.
14	2	902011-4	LOCK WASHER, 3/8"
15	2	283327-100	PIN ASSEMBLY, PARALLEL ARM
16	1	212373-01G	SHACKLE WLDM'T.LH,GPT4/5,G
17	1	212373-02G	SHACKLE WLDM'T.RH,GPT4/5,G
18	1	268232-02G	PARALLEL ARM, RH, GALVANIZED
18A	1	267708-01	NYLON BUMPER
18B	1	900014-6	SCREW,HEX CAP.38-16X1.50,G8,ZC
18C	1	902011-4	WASHER, LOCK 3/8X.094 ZC
18D	1	902000-28	WASHER, FLAT .375 X .115-.125 THK
18E	2	905112-07	SELF LUBE BEARING, 1-3/8" X 1-3/4" LG.
19	1	268232-01G	PARALLEL ARM, LH, GALVANIZED
19A	1	267708-01	NYLON BUMPER
19B	1	900014-6	SCREW,HEX CAP.38-16X1.50,G8,ZC
19C	1	902011-4	WASHER, LOCK 3/8X.094 ZC
19D	1	902000-28	WASHER, FLAT .375 X .115-.125 THK
19E	2	905112-07	SELF LUBE BEARING, 1-3/8" X 1-3/4" LG.
20	1	298889-01G	M/F WLDMT, GPT-4/5, GALV
		298889-02G	M/F WLDMT,W/DOK-LOK BRKT,GPT-4/5, GALV
		298889-03G	M/F WLDMT,CTR MT PMP,GPT-4/5,G
		298889-04G	M/F WLDMT,W/DOK-LOK BRKT,CTR MT PMP,GPT-4/5,G
		298889-21G	M/F WLDMT, D/PMP, GPT-4/5, GALV
		298889-22G	M/F WLDMT,W/DK-LK BRKT,D/PMP,GPT-4/5, GALV
		298889-23G	M/F WLDMT,CTR MT D/PMP,GPT-4/5,G
		298889-24G	M/F WLDMT,W/DK-LK BRKT,D/CTR MT PMP,GPT-4/5,G
21	2	901002	NUT, NYLON 3/8-16 ZINC
22	2	900014-7	SCREW,HEX CAP.38-16X1.75 G8,ZC
23	2	902001-2	WASHER, FLAT 3/8X1/16 ZC
24	2	283395-100	PIN ASSY 1.38X6.50 CYL,CSK GRS
25	2	226365-100	PIN ASSEMBLY, SHACKLE, 5-1/2" LG.
26	2	265807-101	PIN ASSEMBLY, SPRING
27	2	266033-100	PIN ASSY 1.38X4.5 GREASE FTG
28	2	904717-06	ROLL PIN, 3/8" X 2" LG.
REF	14	224342	GREASE FITTING

MOUNTING PLATES: GPT-25 AND GPT-3

LAST UPDATED
NOV 2018 to present

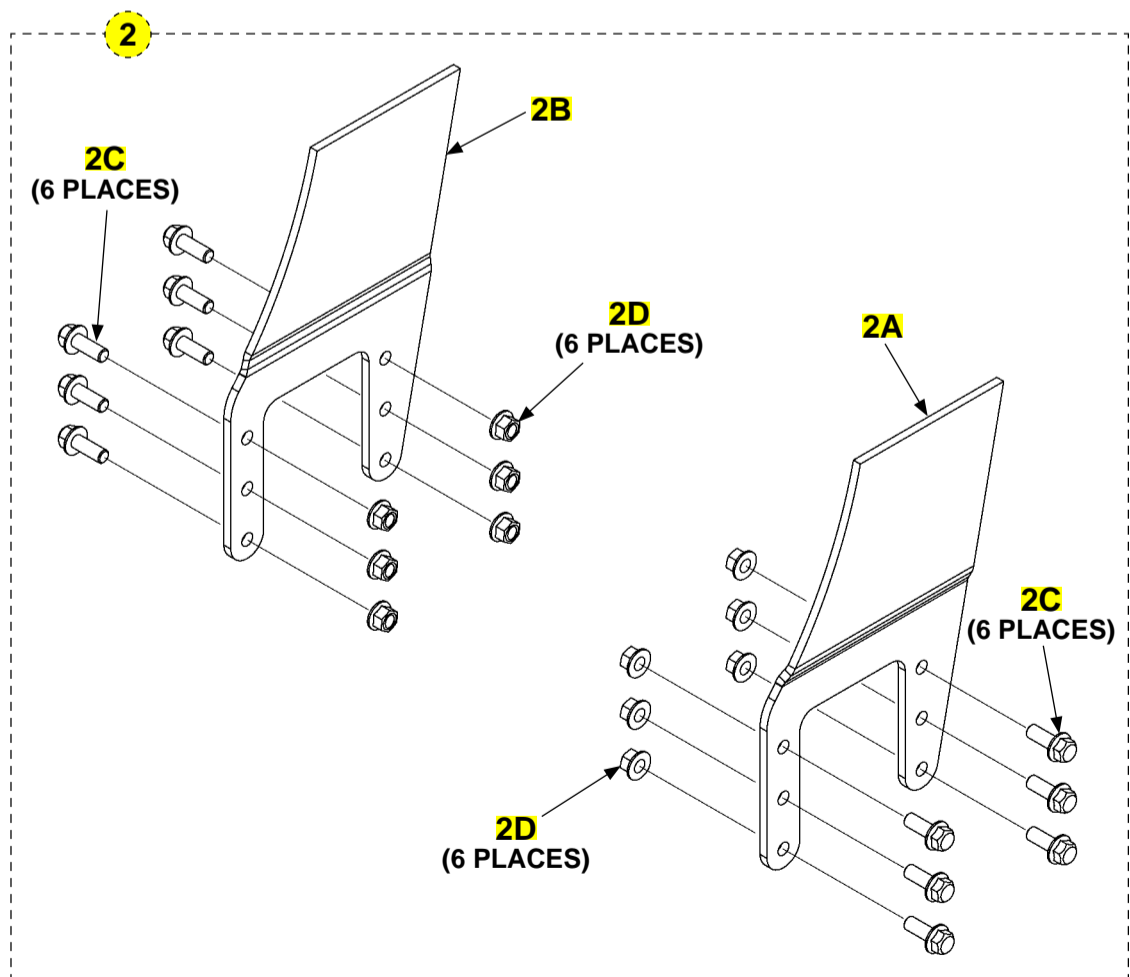
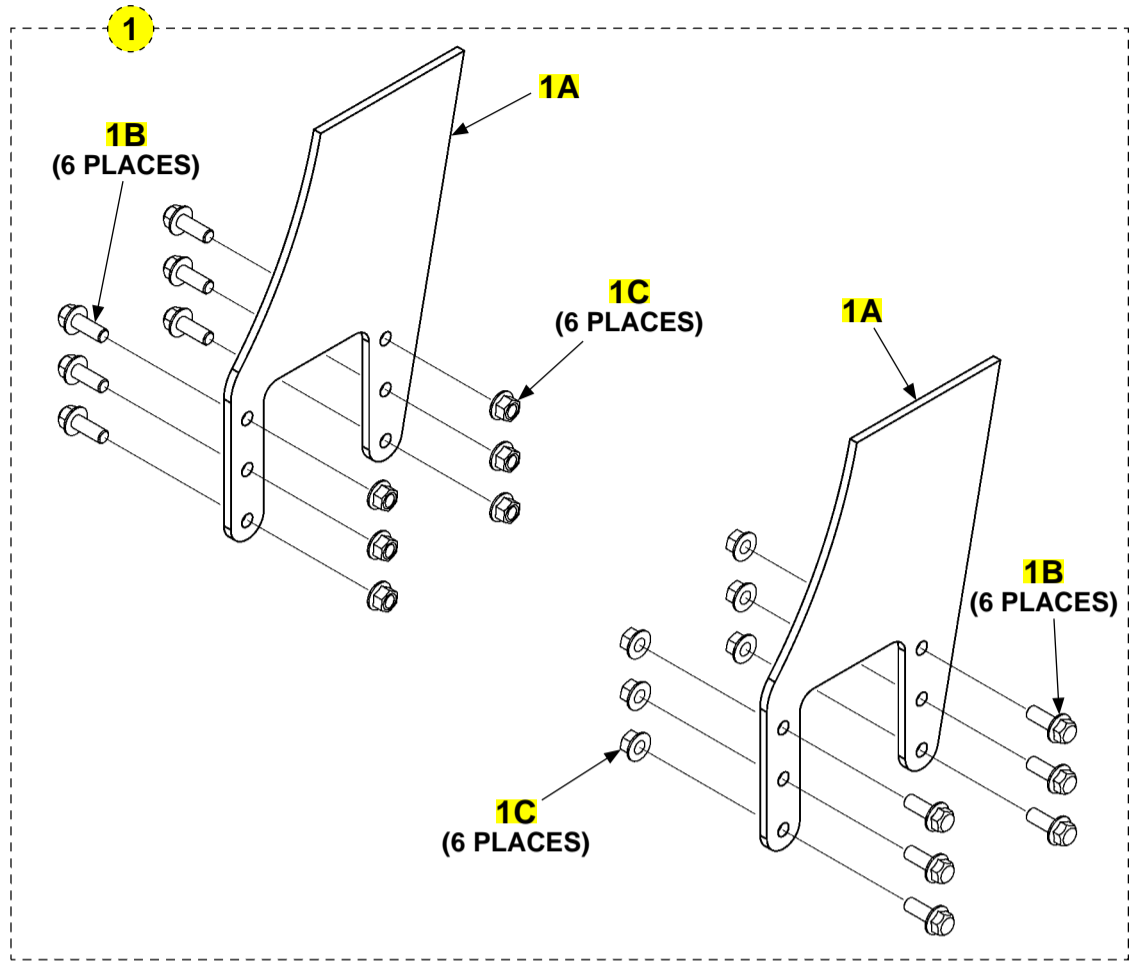
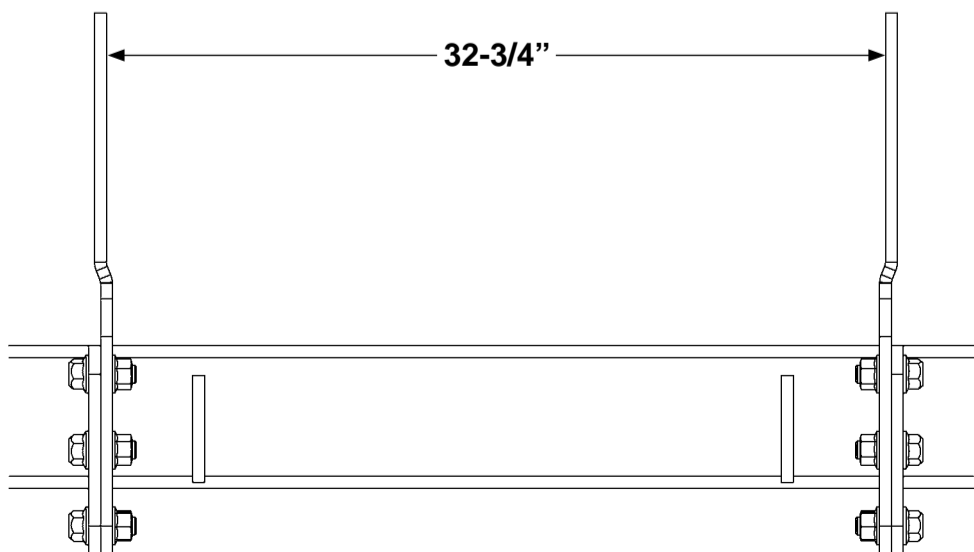
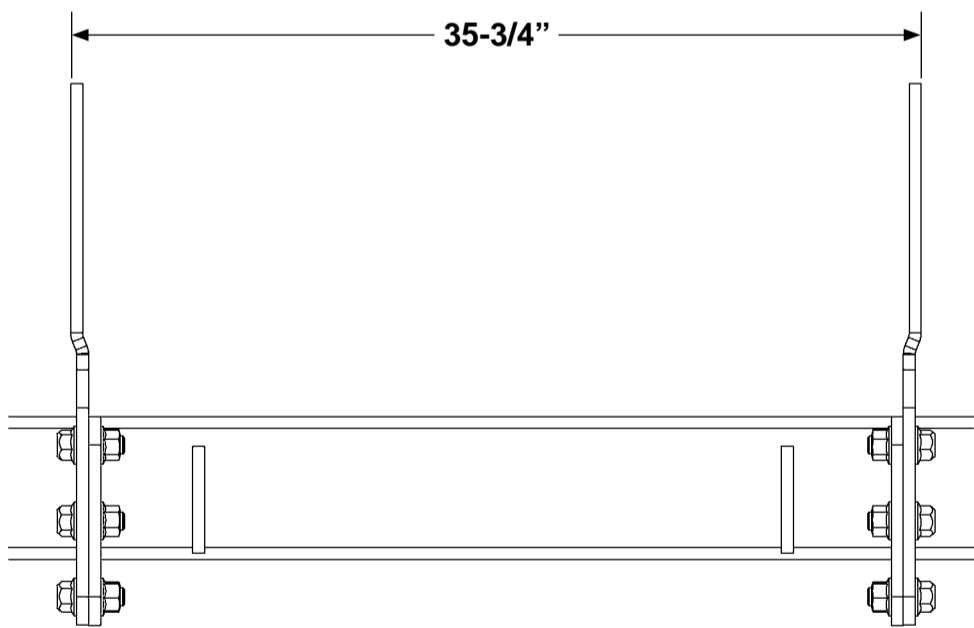
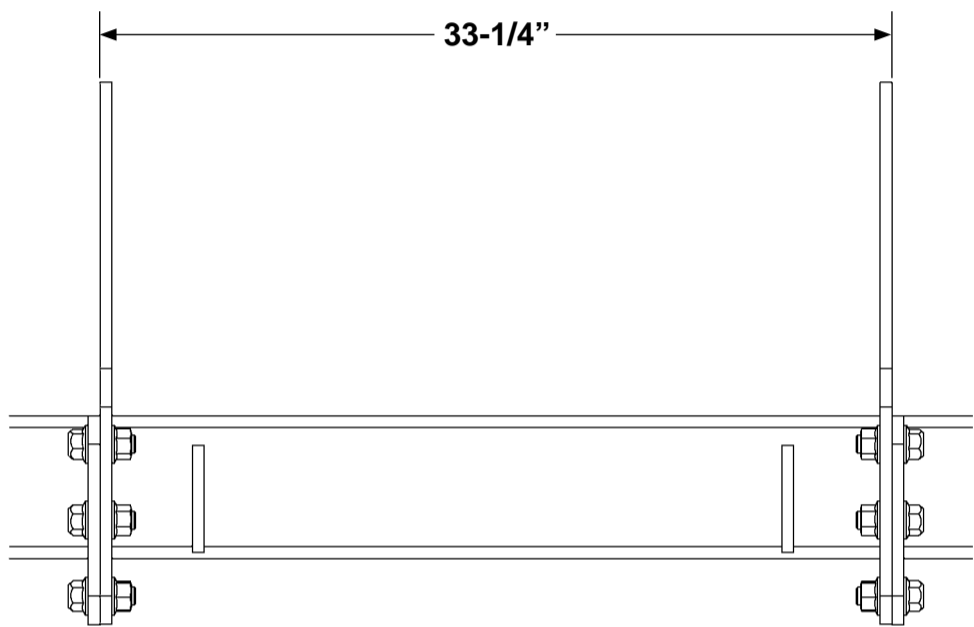



MOUNTING PLATES: GPT-25 AND GPT-3

ITEM	QTY.	PART NO.	DESCRIPTION
1	1	298890-01	KIT,MOUNTING PL, GPT-25/3, 34.25" INSIDE
		298890-02	KIT,MOUNTING PL, GPT-25/3, 33.25" OUTSIDE
1A	2	299222-01	BRACKET, MTG, GPT-25/3, STR
1B	12	901615-04	BOLT HEX FRAME .63-11X2"LG
1C	12	901023-04	FLANGE LOCK NUT, 63-11, ZC
2	1	298890-03	KIT, MOUNTING PL, GPT-25/3, 35.75"OUTSIDE, .25" JOG
		298890-04	KIT, MOUNTING PL, GPT-25/3, 32.75"INSIDE, .25" JOG
2A	1	299222-02	BRACKET, MTG, GPT-25/3, .29" JOG
2B	1	299222-03	BRACKET, MTG, GPT-25/3, .29" JOG
2C	12	901615-04	BOLT HEX FRAME .63-11X2"LG
2D	12	901023-04	FLANGE LOCK NUT, 63-11, ZC

MOUNTING PLATES: GPT-4 AND GPT-5

LAST UPDATED
NOV 2018 to present



MOUNTING PLATES: GPT-4 AND GPT-5

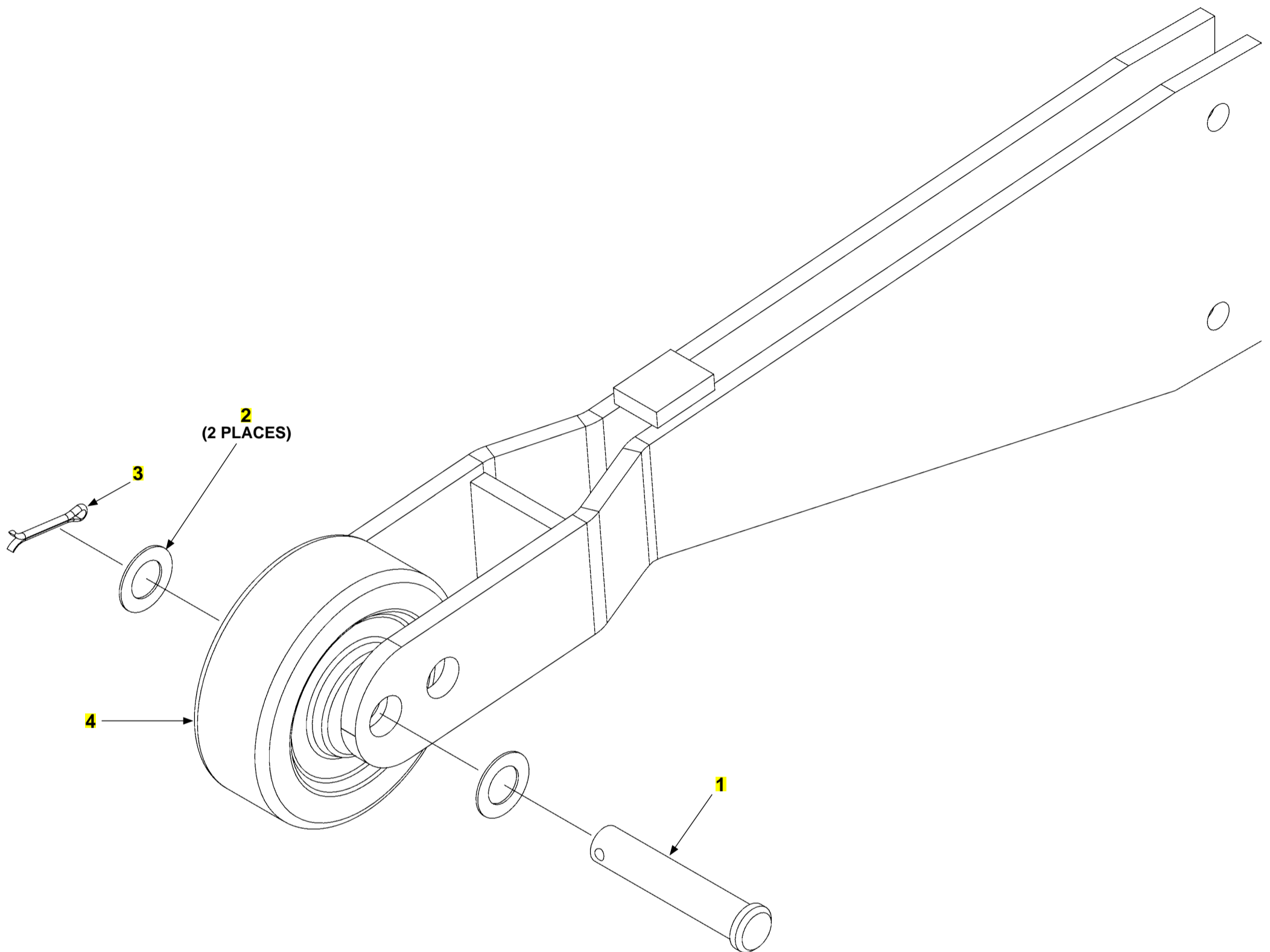
ITEM	QTY.	PART NO.	DESCRIPTION
1	1	298891-01	KIT,MOUNTING PL, GPT-4/5, 34.25" INSIDE
		298891-02	KIT,MOUNTING PL, GPT-4/5, 33.25" OUTSIDE
1A	2	299223-01	BRACKET, MNTNG, GPT-4/5, STR
1B	12	901625-02	BOLT HEX FRAME .75-10X2"LG
1C	12	901023-05	FLANGE LOCK NUT, 75-10, ZC
2	1	298891-03	KIT, MOUNTING PL, GPT-4/5, 35.75"OUTSIDE, .25" JOG
		298891-04	KIT, MOUNTING PL, GPT-4/5, 32.75"INSIDE, .25" JOG
2A	1	299223-02	BRACKET, MTG, GPT-4/5,.25 JOG
2B	1	299223-03	BRACKET, MTG, GPT-4/5,.25 JOG
2C	12	901625-02	BOLT HEX FRAME .75-10X2"LG
2D	12	901023-05	FLANGE LOCK NUT, 75-10, ZC

OPENER ASSEMBLY

LAST UPDATED
SEPT 2017 to present

COMPLETE ASSEMBLY:

OPENER ASSEMBLY



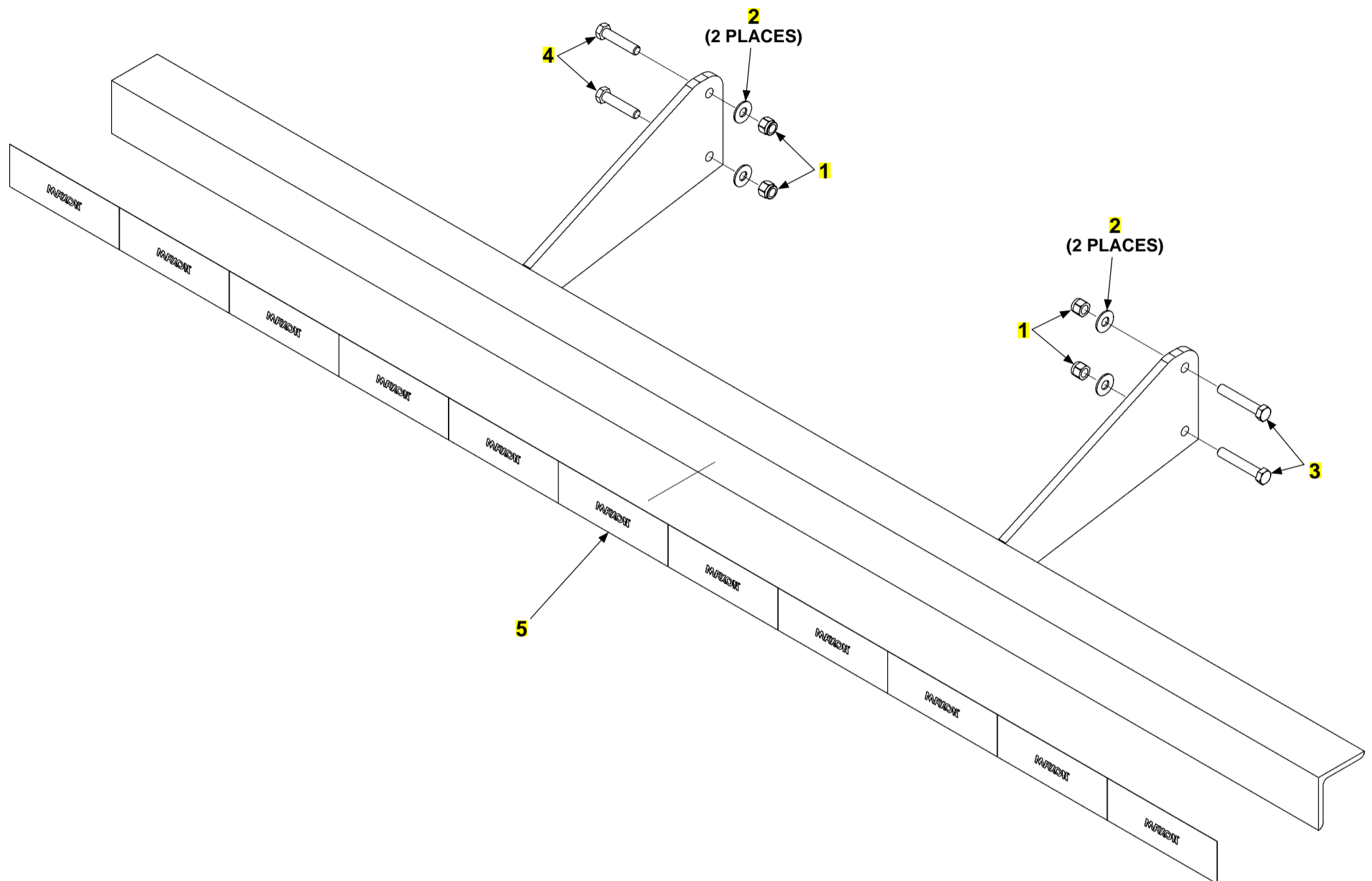
ITEM	QTY.	PART NO.	DESCRIPTION
REF	1	287030-01G	OPENER ASSEMBLY, GALVANIZED
1	1	905202-03	CLEVIS PIN, 1/2" DIA. X 2-1/2" LG.
2	2	902000-13	FLAT WASHER, 1/2" X 5/16" THICK
3	1	030805	COTTER PIN 1/8" DIA. X 1" LG.
4	1	280082-01	OPENER ROLLER, 3-1/2" X 1-1/4" X 1/2"

ICC BUMPER

LAST UPDATED
SEPT 2017 to present

COMPLETE ASSEMBLY:

ICC BUMPER



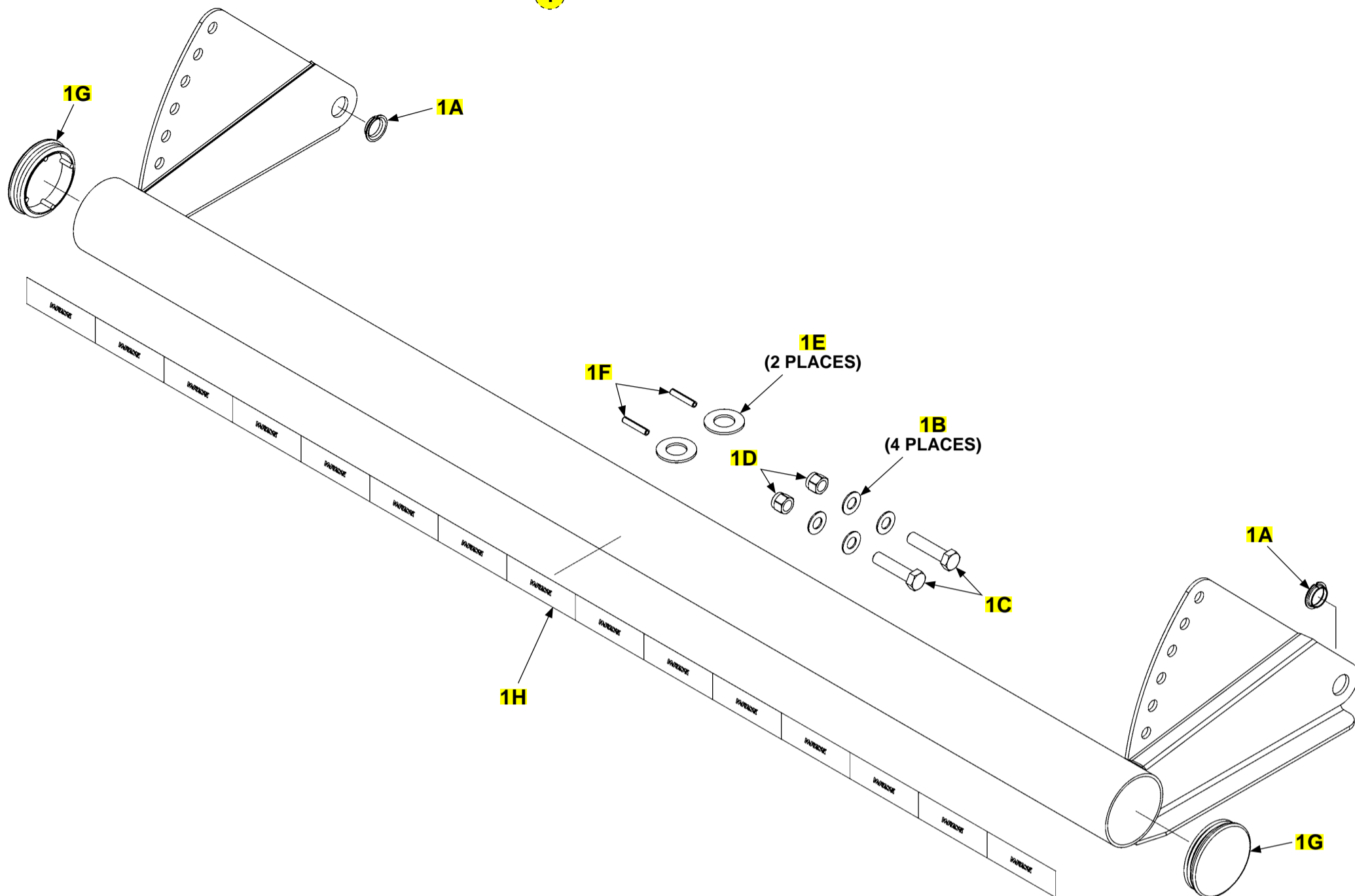
ITEM	QTY.	PART NO.	DESCRIPTION
REF	1	283270-01G	KIT, ICC BUMPER, GALV
1	4	901002	NUT, NYLON 3/8-16 ZINC
2	4	902001-2	WASHER, FLAT 3/8X1/16 ZC
3	2	900014-9	SCREW,HEX CAP.38-16X2.25 G8,ZC
4	2	900014-7	SCREW,HEX CAP.38-16X1.75 G8,ZC
5	1	908150-01	TAPE, CONSPICUITY, MAXON

UNDERRIDE

LAST UPDATED
SEPT 2017 to present

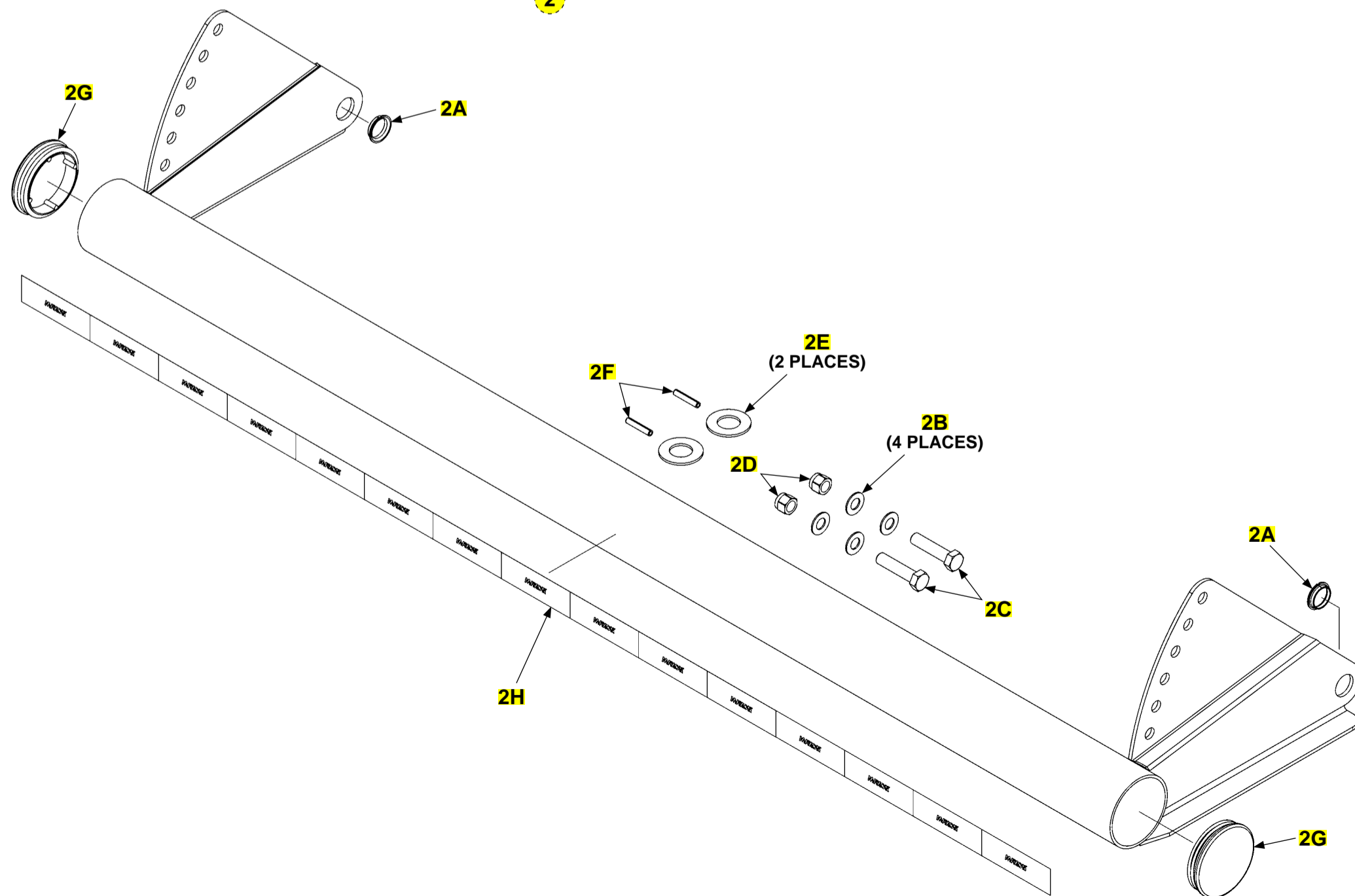
GPT 25/3

1



GPT 4/5

2



UNDERRIDE

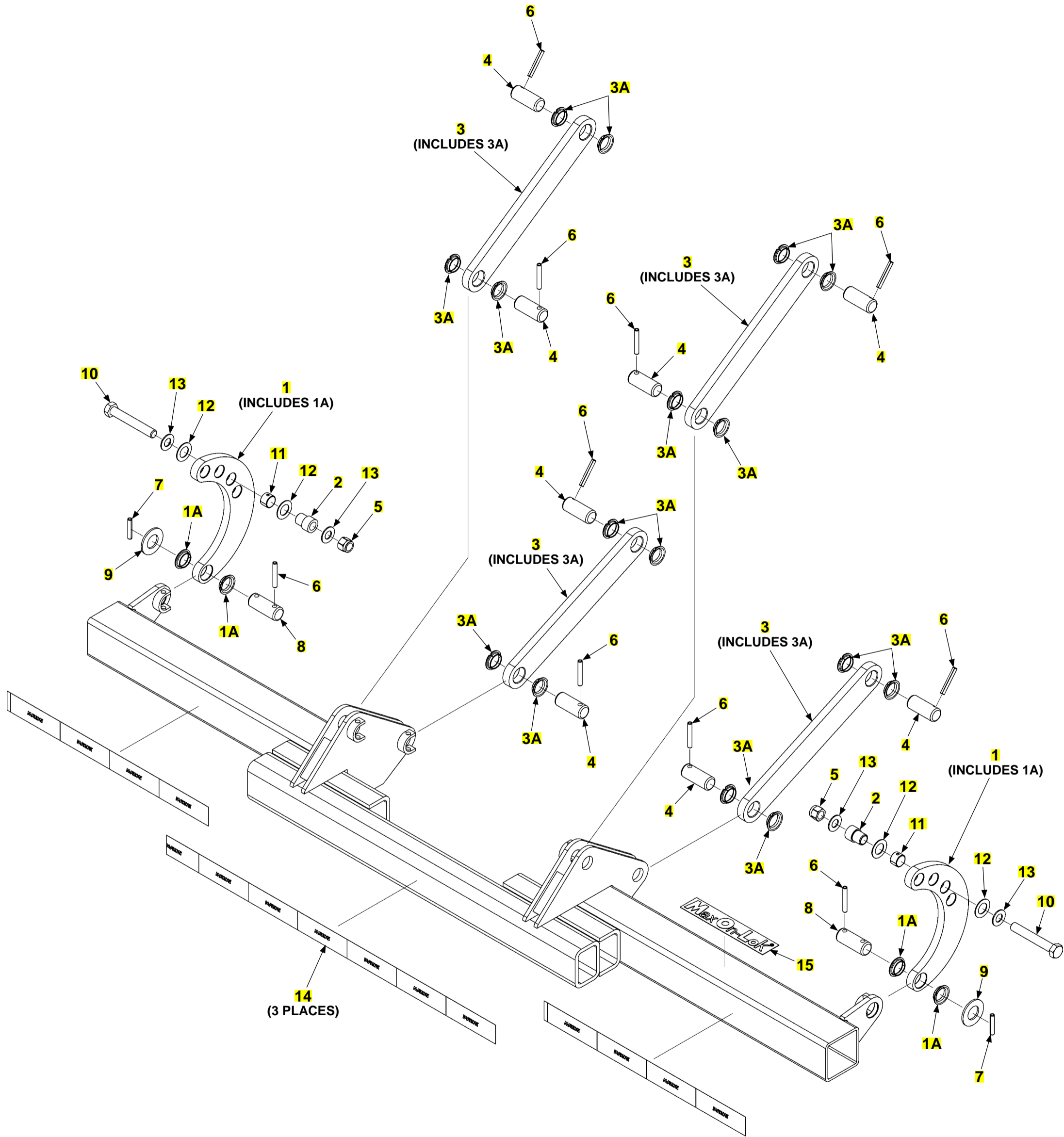
ITEM	QTY.	PART NO.	DESCRIPTION
1	1	287050-03G	KIT, U/RIDE INSTALL, 90", GPTB-25/3,G
		287050-04G	KIT, U/RIDE INSTALL, 95", GPTB-25/3,G
1A	2	908007-01	BEARING, FLANGED 1.25 SHFT
1B	4	902000-20	WASHER, FLAT .750 .090 THK
1C	2	900056-10	SCREW, CAP,HEX HD .75-16X3.25
1D	2	901013	NUT, NYLON .75-16UNF-2B
1E	2	902013-20	WASHER, FLAT 1-1/4" ZC
1F	2	904717-06	PIN, ROLL .38 X 2 ZINC
1G	2	906915-01	PLUG, Ø5 ODX.188W TUBE
1H	1	908150-01	TAPE, CONSPICUITY, MAXON
2	1	287050-01G	KIT, U/RIDE INSTALL, 90", GPTB-4/5,G
		287050-02G	KIT, U/RIDE INSTALL, 95", GPTB-4/5,G
2A	2	908008-01	BEARING, FLANGED 1.375 SHFT X.38 LG
2B	4	902000-20	WASHER, FLAT .750 .090 THK
2C	2	900056-11	SCREW, CAP,HEX HD .75-16X3.5
2D	2	901013	NUT, NYLON .75-16UNF-2B
2E	2	902013-21	WASHER, FLAT 1-3/8" ZC
2F	2	904717-06	PIN, ROLL .38 X 2 ZINC
2G	2	906915-01	PLUG, Ø5 ODX.188W TUBE
2H	1	908150-01	TAPE, CONSPICUITY, MAXON

DOK-LOK: GPT

LAST UPDATED
DEC 2020 to present

COMPLETE ASSEMBLY:

DOK-LOK: GPT



DOK-LOK: GPT

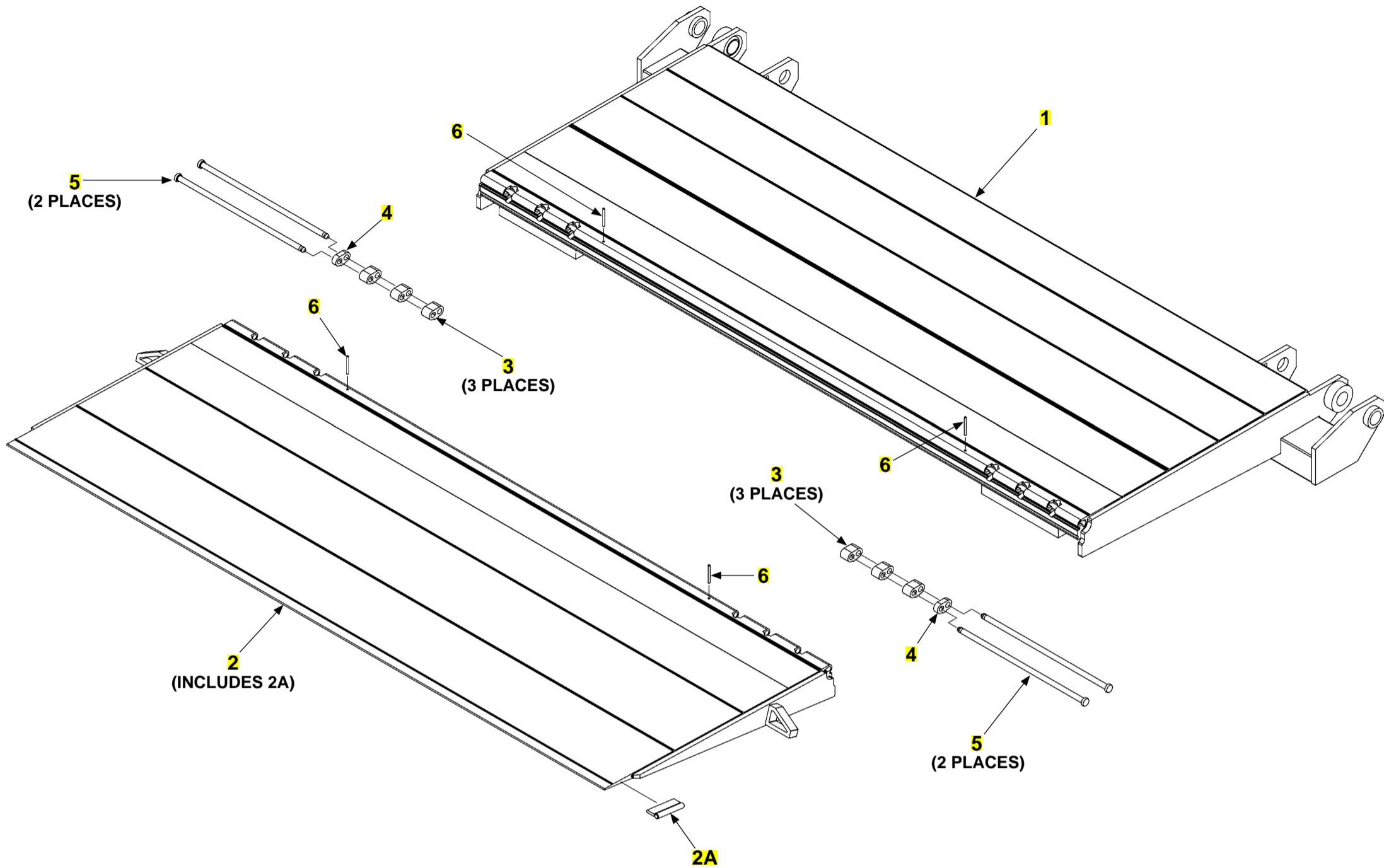
ITEM	QTY.	PART NO.	DESCRIPTION
REF	1	210660-01G	KIT, DOK-LOK, 96 IN GPT'S, G
		210660-02G	KIT, DOK-LOK, 102IN GPT'S, G
1	2	210579-02G	BRKT ASSY,ADJUSTABLE,RH,G
1A	2	908007-01	BEARING, FLANGED 1.25 SHFT
2	2	269897-01	BUSHING,BRKT HOLDER
3	4	282167-01G	PARALLEL ARM ASSY,DOK LOK, GALV
3A	4	908007-01	BEARING, FLANGED 1.25 SHFT
4	8	281746-02	PIN Ø1.25 X 3.0LG
5	2	903127-01	NUT,NYL INSRT,.75-10UNC GR8,ZC
6	10	904717-08	PIN, ROLL .38 X 2.5 ZINC
7	2	904717-06	PIN, ROLL .38 X 2 ZINC
8	2	282228-02	PIN Ø1.25 X 3.18LG
9	2	902013-20	WASHER, FLAT 1-1/4" ZC
10	2	900032-8	SCREW, HEX 3/4-10X5
11	2	260916-08	BEARING, SELF LUBE 1"DIAX.75"
12	4	903458-04	WASHER, UHMW PE, 1IDX1.75OD
13	2	902000-20	WASHER, FLAT .750 .090 THK
14	1	908150-01	TAPE, CONSPICUITY, MAXON
15	1	297349-01	DECAL, MAX ON-LOK REG-TM

PLATFORM AND FLIPOVER ASSEMBLY

LAST UPDATED
AUG 2019 to present

COMPLETE ASSEMBLY:

PLATFORM & FLIPOVER ASSEMBLY



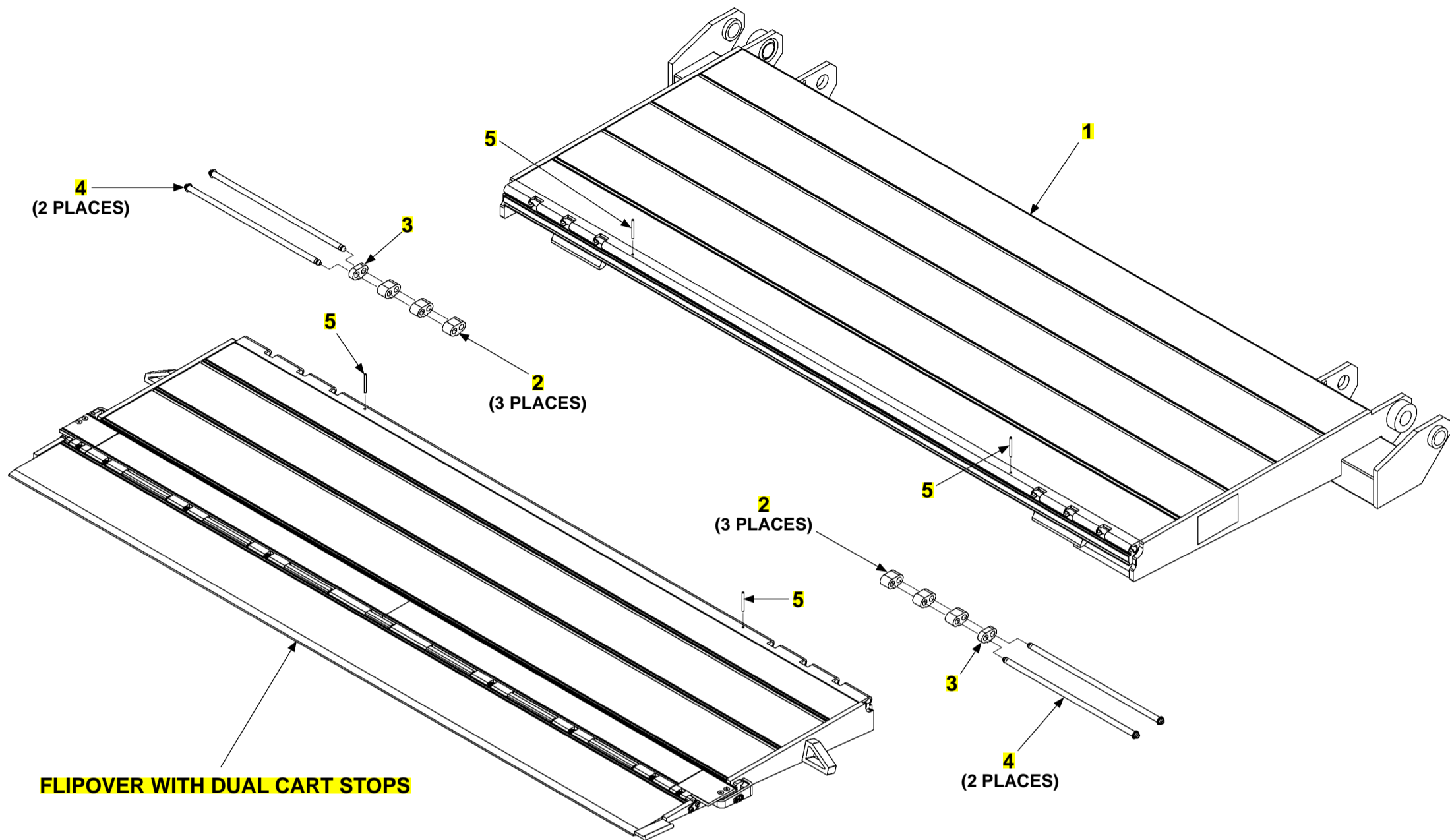
ITEM	QTY.	PART NO.	DESCRIPTION
REF	1	286100-101	PLATFORM & FLIP ASSEMBLY, NO CS,KNURL (MAXGRIP)
1	1	286101-101	PLATFORM WELDMENT, ALUMINUM, KNURL (MAXGRIP)
2	1	286103-101	FLIPOVER WELDMENT, AL, NO CS, KNURL (MAXGRIP)
2A	1	265819-01	HANDLE WELDMENT
3	6	311046-10	LINK SPACER, 1" LG.
4	2	311046-11	LINK SPACER, 1/2" LG.
5	4	285963-02	PIN, HINGE
6	4	904719-17	ROLL PIN, 3/16" X 2" LG.

PLATFORM AND FLIPOVER ASSEMBLY WITH DUAL CART STOPS

LAST UPDATED
AUG 2019 to present

COMPLETE ASSEMBLY:

PLATFORM & FLIPOVER ASSEMBLY WITH DUAL CART STOPS



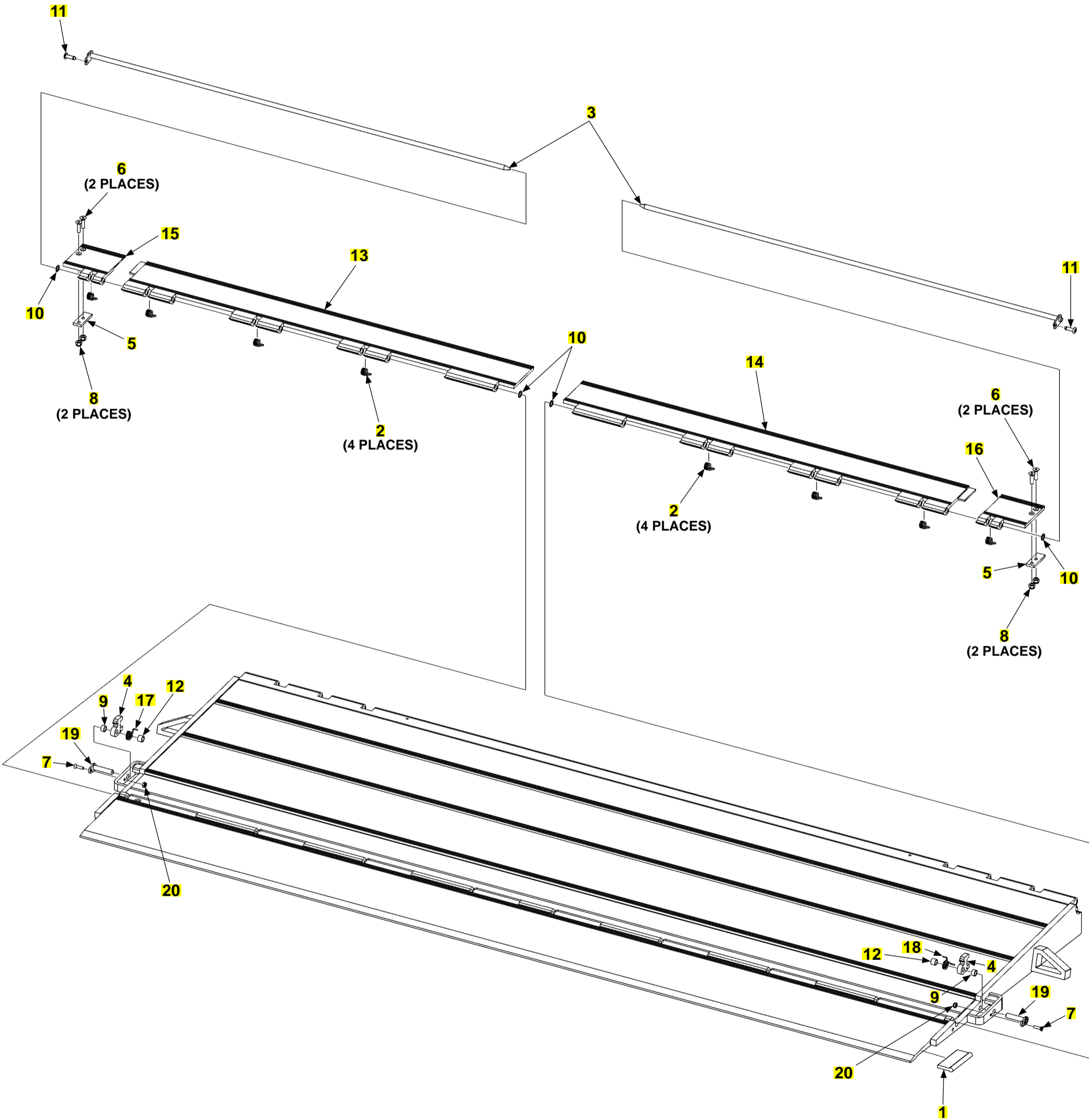
ITEM	QTY.	PART NO.	DESCRIPTION
REF	1	286100-103	PLATFORM & FLIP ASSY, AL, DCS, KNURL (MAXGRIP)
1	1	286101-101	PLATFORM WELDMENT, ALUMINUM, KNURL (MAXGRIP)
2	6	311046-10	LINK SPACER, 1" LG.
3	2	311046-11	LINK SPACER, 1/2" LG.
4	4	285963-02	PIN, HINGE
5	4	904719-17	ROLL PIN, 3/16" X 2" LG.
6	2	283293-01	MAXGRIP DECAL (KNURLED PLATFORMS, ONLY)

FLIPOVER WITH DUAL CART STOPS

LAST UPDATED
DEC 2020 to present

COMPLETE ASSEMBLY:

FLIPOVER WITH DUAL CART STOPS



FLIPOVER WITH DUAL CART STOPS

ITEM	QTY.	PART NO.	DESCRIPTION
REF	1	210755-102	F/O ASSY, AL, DCS, GPT,MAXGRIP
1	1	311367-10	EXTRUSION, HANDLE, AL F/O
2	8	282729-01	CART STOP SPRING
3	2	282738-01	PIN WELDMENT
4	2	210751-01	HOOK, CART STOP LOCKING
5	2	282748-01	CART STOP LOCK SUPPORT FLAT
6	4	900711-05	SCREW, SOC FL .25-20X1 SS
7	2	900028-3	SCREW, 10-24X3/4 PH FL ZC
8	4	903137-01	NUT, NYL INSRT STOP .25-20 SS
9	2	210873-01	SPACER,NYLON
10	4	903402-08	FLAT WASHER, 3/8"
11	2	903715-06	RIVET, 1/4" X 5/8"-3/4"
12	2	905328-01	BEARING, 3/8" X 3/8" LG, NYLON
13	1	286098-02	DUAL CART STOP, LH
14	1	286098-03	DUAL CART STOP, RH
15	1	286099-01	CART STOP LOCK-HINGE, LH
16	1	286099-02	CART STOP LOCK-HINGE, RH
17	1	282749-01	HOOK SPRING, LH
18	1	282749-02	HOOK SPRING, RH
19	2	210818-01	PIN WLDM'T
20	2	901003	NUT, NYLON 10-24 2B ZC

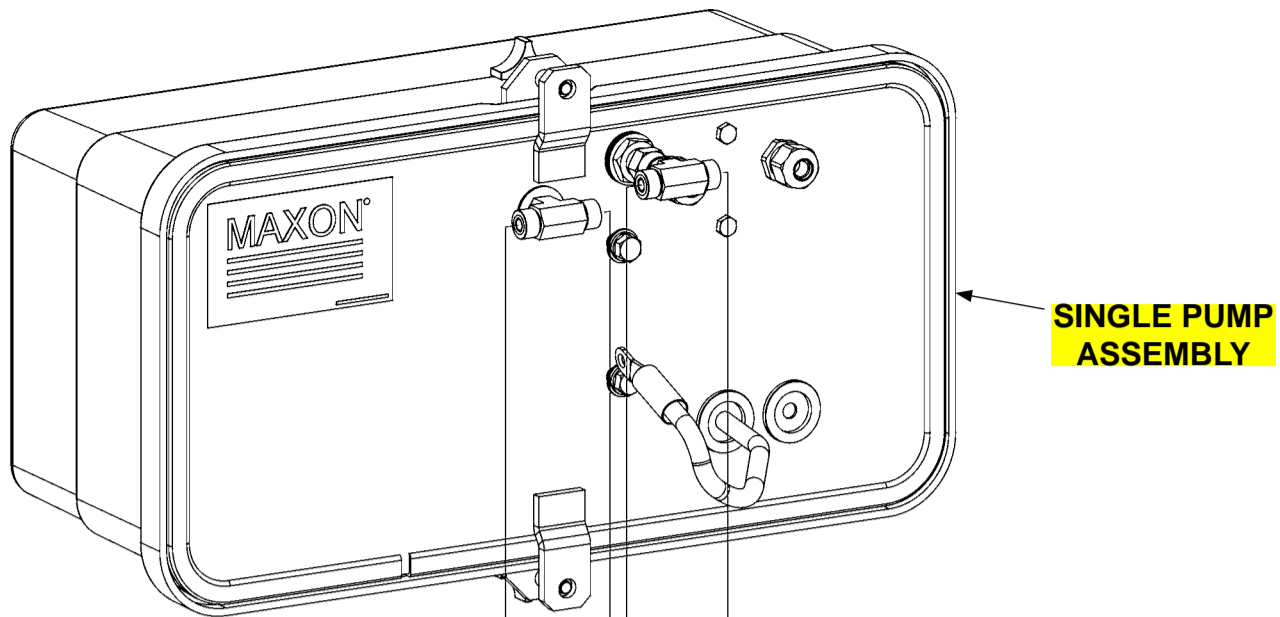
HYDRAULIC SYSTEMS - SIDE MOUNT SINGLE PUMP

LAST UPDATED
AUG 2019 to present

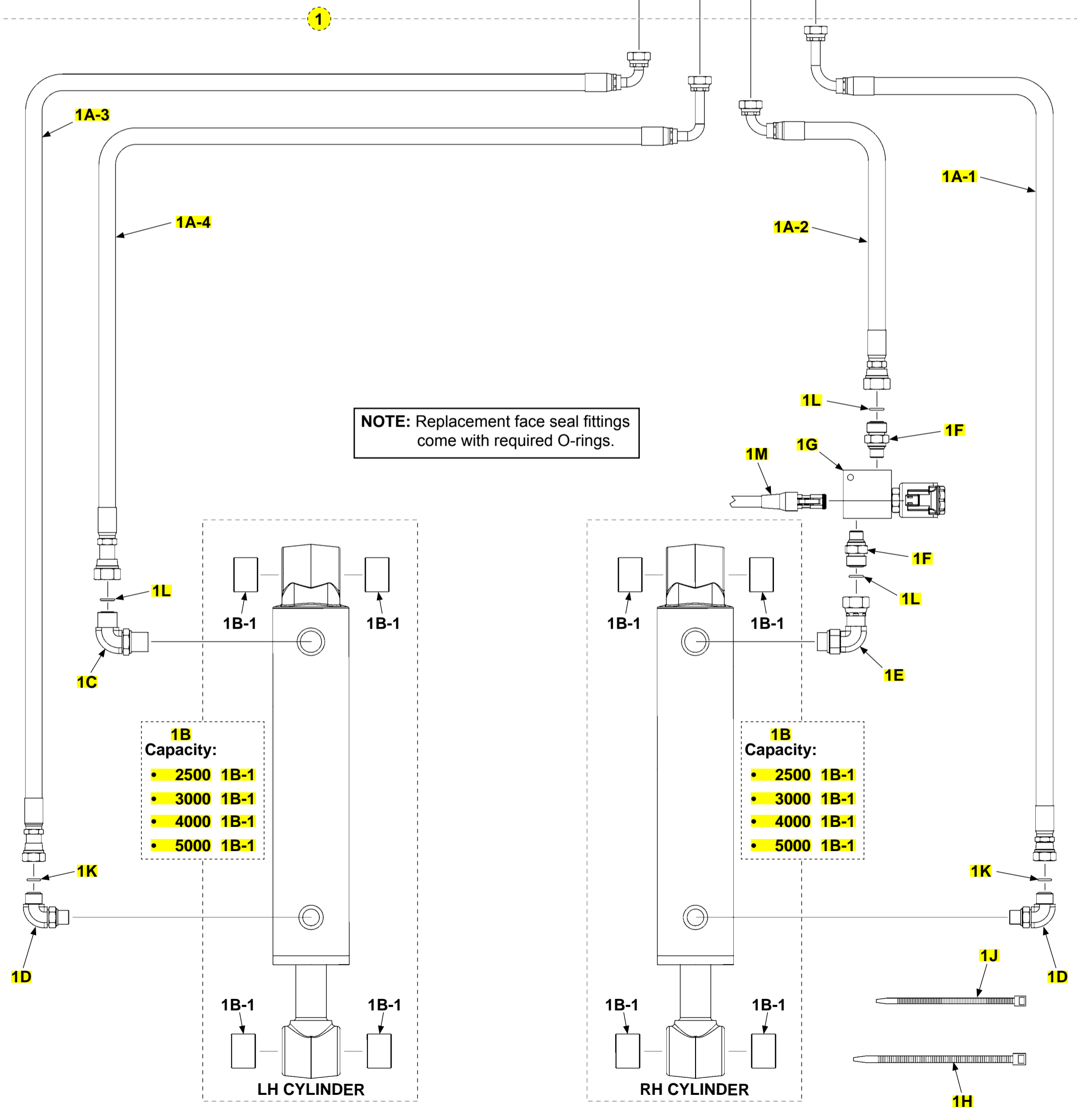
AVAILABLE KITS:

HYDRAULIC HOSES

(INCLUDES ITEM 1A-1, 1A-2, 1A-3 & 1A-4)



1



NOTE: Replacement face seal fittings come with required O-rings.

- 1B Capacity:**
- 2500 1B-1
 - 3000 1B-1
 - 4000 1B-1
 - 5000 1B-1

- 1B Capacity:**
- 2500 1B-1
 - 3000 1B-1
 - 4000 1B-1
 - 5000 1B-1

LH CYLINDER

RH CYLINDER

1H

HYDRAULIC SYSTEMS - SIDE MOUNT SINGLE PUMP

ITEM	QTY.	PART NO.	DESCRIPTION
1	1	298127-01	KIT,CYL,FITTING & HOSE,PD PMP,GPTB-25/3
		298127-02	KIT,CYL,FITTING & HOSE,PD PMP,GPTB-4
		298127-03	KIT,CYL,FITTING & HOSE,PD PMP,GPTB-5
		298127-11	KIT,CYL,FITTING & HOSE,24VDC,PD PMP,GPT-25/3
		298127-12	KIT,CYL,FITTING & HOSE,24VDC,PD PMP,GPT-4
		298127-13	KIT,CYL,FITTING & HOSE,24VDC,PD PMP,GPT-5
1A	1	298262-01	KIT,HYDR HOSE,GPTB & GPTBWR
1A-1	1	298264-01	H/ASSY .38HP,SAE#6-6, 36 LG
1A-2	1	298263-01	H/ASSY .38HP SAE#8-6,F-F,42.5 LG
1A-3	1	298265-01	H/ASSY,.38HP,SAE#6-6,LH DN LINE,95" LG
1A-4	1	298266-01	H/ASSY,.38HP,SAE#8-6, LH UP LINE,102" LG
1B.1	2	266037-01	CYL 2.75 BR X 10"ST. S/LB/BUSH ASSY
1B.2		266038-01	CYL Ø3.0 BORE X 10ST. S/LB/BUSH
1B.3		266039-01	CYL 3.5 BRX10"ST.S/LB/BUSH
1B-1.1	4	905114-02	BEARING, SELF LUBE 1.25 X1.00
1B-1.2		905112-04	BEARING, SELF LUBE 1-3/8X1.5
1C	1	906704-01	ELBOW, NPSC,SEA #8 F/S O-R M-M
1D	2	906707-01	ELBOW, NPSC,SAE #6 F/S O-R M-M
1E	1	906763-01	CONN,ELBOW,.812-16 X.75-16
1F	2	906762-01	CONN, M-M, .562-18 X .812-16
1G	1	282999-01	LOCK VALVE ASSY, 12V
		282999-02	LOCK VALVE ASSY, 24V
1H	14	905322-01	TIE, PLASTIC 8" (120 LB)
1J	4	205780	TIE, PLASTIC 7" (50 LB)
1K	2	906712-02	O-RING #6 (3/8" FACE SEAL TUBE-END)
1L	3	906712-03	O-RING #8 (1/2" FACE SEAL TUBE-END)
1M	1	282625-13	CABLE ASSY,LOCK VALVE,16/2X56

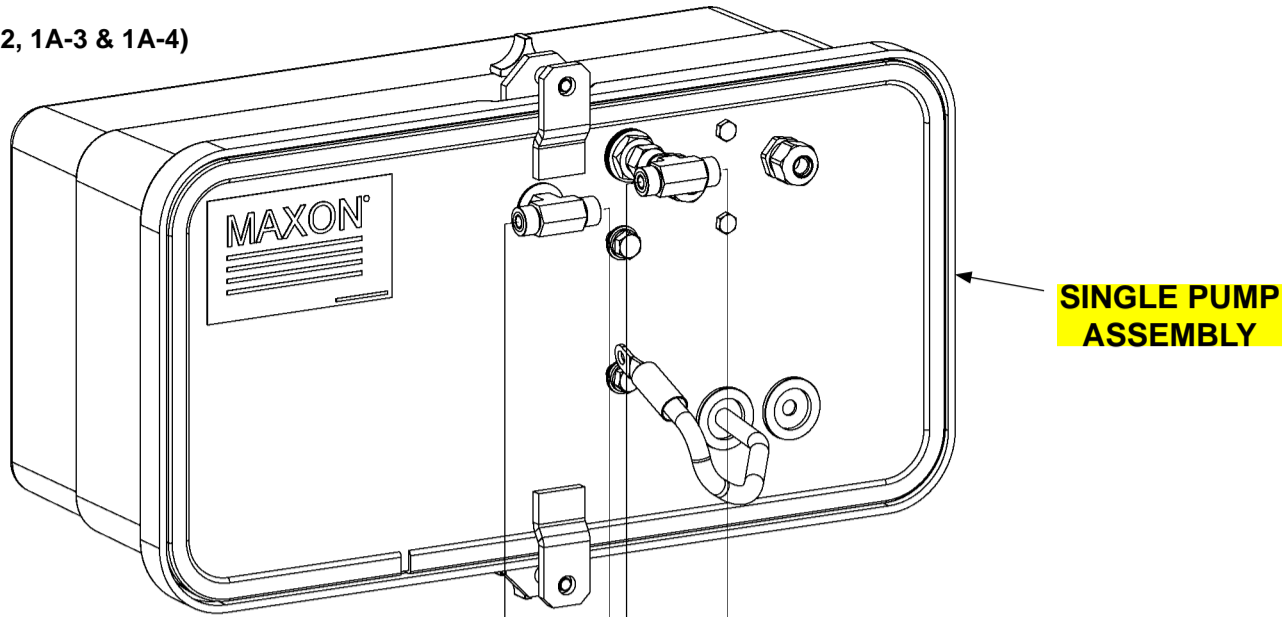
HYDRAULIC SYSTEMS - CENTER MOUNT SINGLE PUMP

LAST UPDATED
AUG 2019 to present

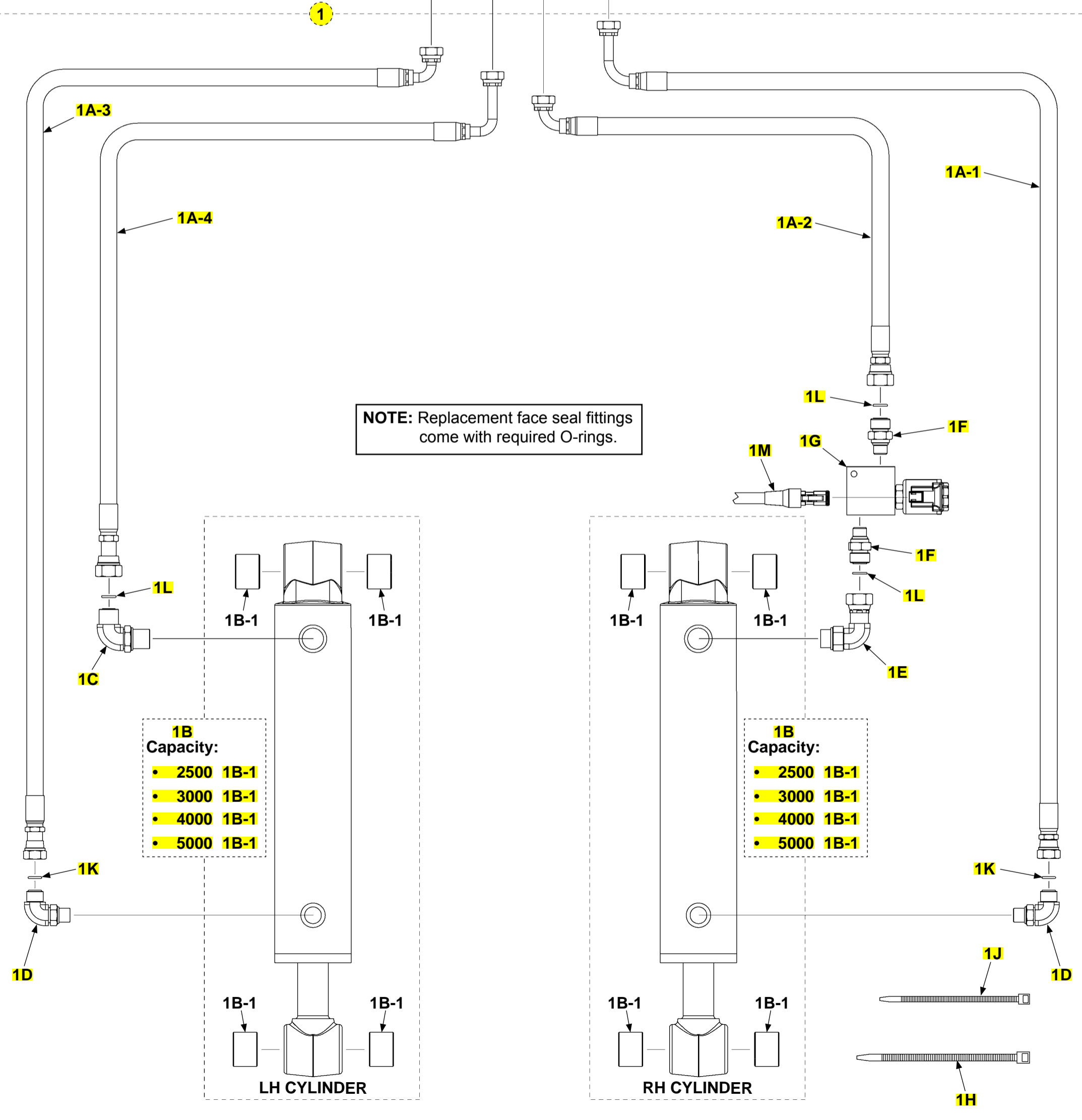
AVAILABLE KITS:

HYDRAULIC HOSES

(INCLUDES ITEM 1A-1, 1A-2, 1A-3 & 1A-4)



1



HYDRAULIC SYSTEMS - CENTER MOUNT SINGLE PUMP

ITEM	QTY.	PART NO.	DESCRIPTION
1	1	298127-01-100	KIT, CYL, FITTING & HOSE, P/D, CENTER MOUNT, GPT-25/3
		298127-02-100	KIT, CYL, FITTING & HOSE, P/D, CENTER MOUNT,GPT-4
		298127-03-100	KIT, CYL, FITTING & HOSE, P/D, CENTER MOUNT,GPT-5
		298127-11-100	KIT, CYL, FITTING & HOSE, P/D, 24V CNTR MNT, GPT-25/3
		298127-12-100	KIT, CYL, FITTING & HOSE, P/D, 24V CNTR MNT,GPT-4
		298127-13-100	KIT, CYL, FITTING & HOSE, P/D, 24V CNTR MNT,GPT-5
1A	1	298262-01-100	KIT, HYDR HOSE, GPT, CENTER MOUNT
1A-1	1	298264-02	H/ASSY .38HP,SAE#6-6, 69.5 LG
1A-2	1	298263-02	H/ASSY .38HP SAE#8-6,F-F,73.5 LG
1A-3	1	298265-02	H/ASSY,.38HP,SAE#6-6,LH DN LINE,65.5" LG
1A-4	1	298266-02	H/ASSY, .38HP,SAE#8-6, LH UP LINE, 70.5"
1B.1	2	266037-01	CYL 2.75 BR X 10"ST. S/LB/BUSH ASSY
1B.2		266038-01	CYL Ø3.0 BORE X 10ST. S/LB/BUSH
1B.3		266039-01	CYL 3.5 BRX10"ST.S/LB/BUSH
1B-1.1	4	905114-02	BEARING, SELF LUBE 1.25 X1.00
1B-1.2		905112-04	BEARING, SELF LUBE 1-3/8X1.5
1C	1	906704-01	ELBOW, NPSC,SEA #8 F/S O-R M-M
1D	2	906707-01	ELBOW, NPSC,SAE #6 F/S O-R M-M
1E	1	906763-01	CONN,ELBOW,.812-16 X.75-16
1F	2	906762-01	CONN, M-M, .562-18 X .812-16
1G	1	282999-01	LOCK VALVE ASSY, 12V
		282999-02	LOCK VALVE ASSY, 24V
1H	18	905322-01	TIE, PLASTIC 8" (120 LB)
1J	4	205780	TIE, PLASTIC 7" (50 LB)
1K	2	906712-02	O-RING #6 (3/8" FACE SEAL TUBE-END)
1L	3	906712-03	O-RING #8 (1/2" FACE SEAL TUBE-END)
1M	1	282625-14	CABLE ASSY,LOCK VALVE,16/2X90

HYDRAULIC SYSTEMS - SIDE MOUNT DUAL PUMP

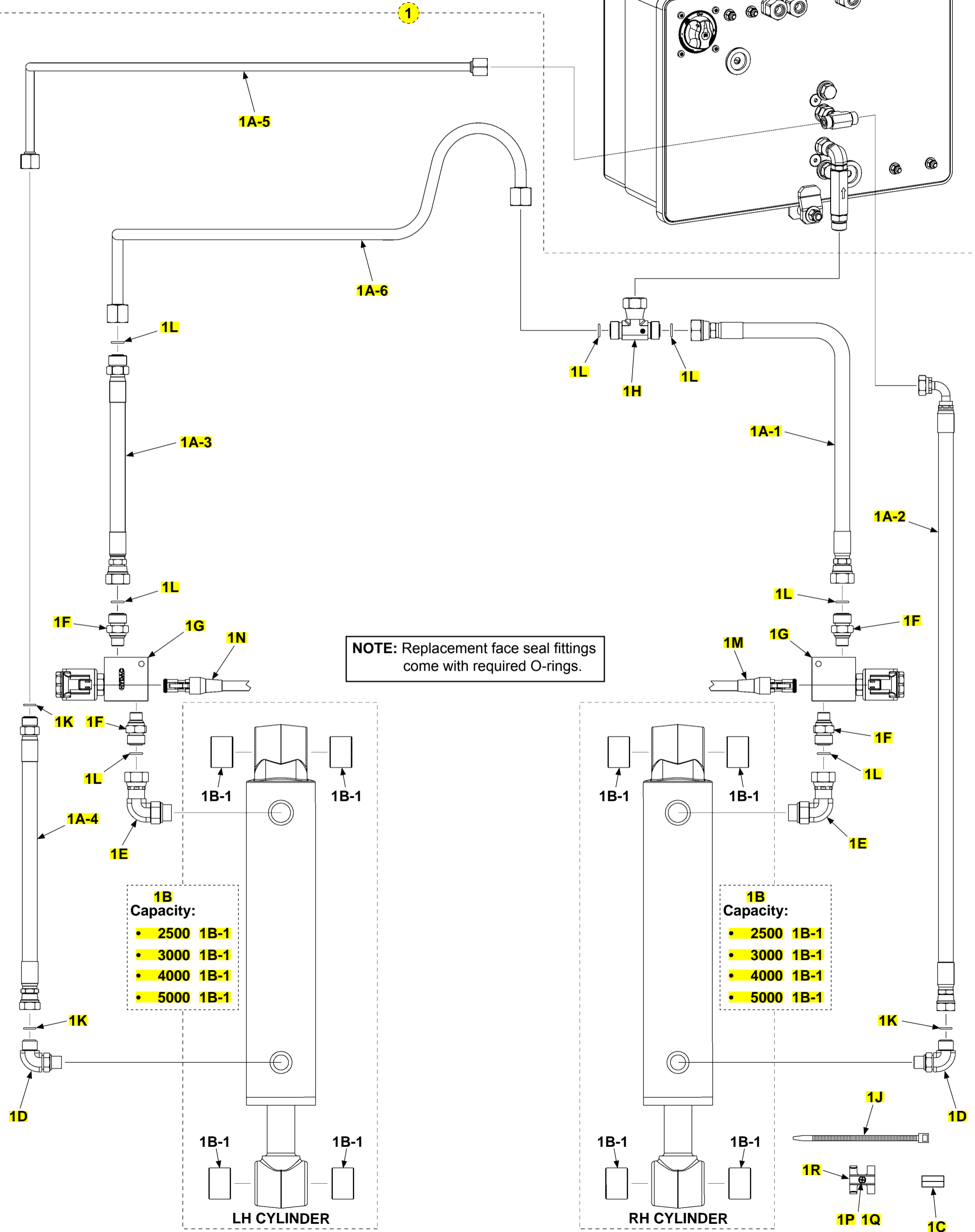
LAST UPDATED
AUG 2019 to present

AVAILABLE KITS:

HYDRAULIC HOSES

(INCLUDES ITEM 1A-1, 1A-2, 1A-3, 1A-4, 1A-5 & 1A-6)

DUAL PUMP ASSEMBLY



NOTE: Replacement face seal fittings come with required O-rings.

- 1B Capacity:**
- 2500 1B-1
 - 3000 1B-1
 - 4000 1B-1
 - 5000 1B-1

- 1B Capacity:**
- 2500 1B-1
 - 3000 1B-1
 - 4000 1B-1
 - 5000 1B-1

LH CYLINDER

RH CYLINDER

HYDRAULIC SYSTEMS - SIDE MOUNT DUAL PUMP

ITEM	QTY.	PART NO.	DESCRIPTION
1	1	298127-21	KIT,CYL,FITTING & HOSE,12V SIDE MNT DUAL PMP,GPT-25/3
		298127-22	KIT,CYL,FITTING & HOSE,12V SIDE MNT DUAL PMP,GPT-4
		298127-23	KIT,CYL,FITTING & HOSE,12V SIDE MNT DUAL PMP,GPT-5
1A	1	299301-01	KIT,HYDR. TUBE & HOSE,D/PMP,SIDE MNT,GPT
1A-1	1	285165-01	H/ASSY, .38HP, SAE #8, RH UP LINE, GPT
1A-2	1	285167-01	H/ASSY, .38HP, SAE #6-6, RH DN LINE, GPT
1A-3	1	285164-01	H/ASSY,.38HP,SAE #8,D/PMP CNTR, UP,GPT
1A-4	1	285166-01	H/ASSY,.38HP,SAE #6,D/PMP,DN LINE,GPT
1A-5	1	285160-01	F/S TUBE ASSY,DN LINE, SIDE PMP, GPT
1A-6	1	285162-01	F/S TUBE ASSY, UP LINE,SIDE MNT PMP, GPT
1B.1	2	266037-01	CYL 2.75 BR X 10"ST. S/LB/BUSH ASSY
1B.2		266038-01	CYL Ø3.0 BORE X 10ST. S/LB/BUSH
1B.3		266039-01	CYL 3.5 BRX10"ST.S/LB/BUSH
1B-1.1	4	905114-02	BEARING, SELF LUBE 1.25 X1.00
1B-1.2		905112-04	BEARING, SELF LUBE 1-3/8X1.5
1C	1	905353-10	TUBING, RUBBER .38IDX.5ODX1
1D	2	906707-01	ELBOW, NPSC,SAE #6 F/S O-R M-M
1E	2	906763-01	CONN,ELBOW,.812-16 X.75-16
1F	4	906762-01	CONN, M-M, .562-18 X .812-16
1G	2	282999-01	LOCK VALVE ASSY, 12V
1H	1	906769-01	TEE, SW NUT BR. SAE#8 M-M/F FS
1J	8	205780	TIE, PLASTIC 7" (50 LB)
1K	3	906712-02	O-RING #6 (3/8" FACE SEAL TUBE-END)
1L	7	906712-03	O-RING #8 (1/2" FACE SEAL TUBE-END)
1M	1	282625-07	CABLE ASSY,LOCK VALVE,16/2X56
1N	1	282625-15	CABLE ASSY,LOCK VALVE,16/2X130
1P	2	900702-04	SCR, FL HD, PH ZC 6-32 1.00IN LG
1Q	2	903112-01	NUT, NYL INSRT STP 6-32 ZC
1R	2	908304-01	SNAP-IN PLASTIC CLAMP, .38 TUBE

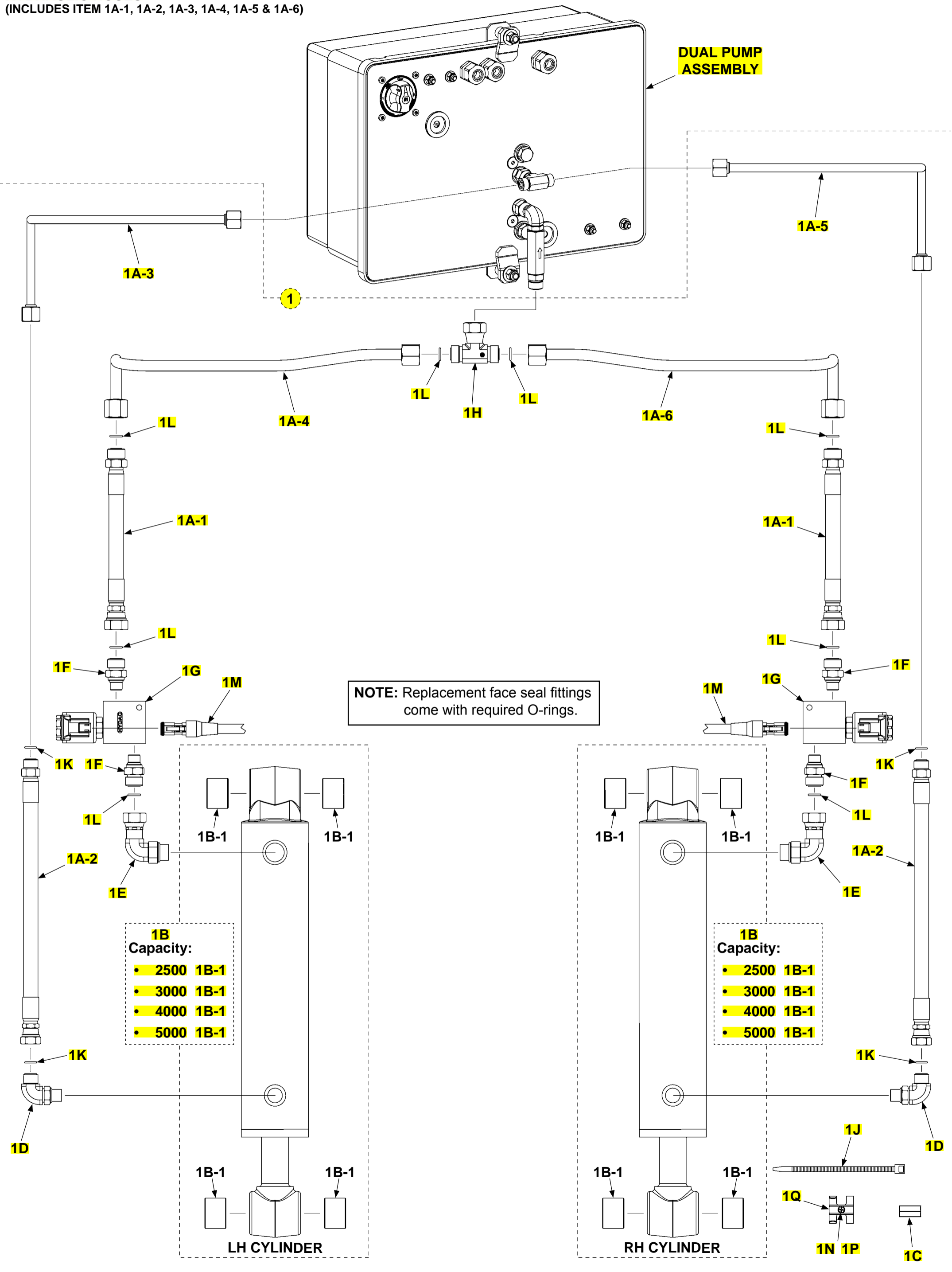
HYDRAULIC SYSTEMS - CENTER MOUNT DUAL PUMP

LAST UPDATED
AUG 2019 to present

AVAILABLE KITS:

HYDRAULIC HOSES

(INCLUDES ITEM 1A-1, 1A-2, 1A-3, 1A-4, 1A-5 & 1A-6)



HYDRAULIC SYSTEMS - CENTER MOUNT DUAL PUMP

ITEM	QTY.	PART NO.	DESCRIPTION
1	1	298127-25	KIT,CYL,FITTING & HOSE,12V CNTR MNT DUAL PMP,GPT-25/3
		298127-26	KIT,CYL,FITTING & HOSE,12V CNTR MNT DUAL PMP,GPT-4
		298127-27	KIT,CYL,FITTING & HOSE,12V CNTR MNT DUAL PMP,GPT-5
1A	1	299301-02	KIT, HYDR. TUBE & HOSE,D/PMP,CNTR MNT, GPT
1A-1	2	285164-01	H/ASSY,.38HP,SAE #8,D/PMP CNTR, UP,GPT
1A-2	2	285166-01	H/ASSY,.38HP,SAE #6,D/PMP,DN LINE,GPT
1A-3	1	285160-02	F/S TUBE ASSY,DN LINE, LH, CTR PMP, GPT
1A-4	1	285161-01	F/S TUBE ASSY,UP LINE, LH, CTR PMP, GPT
1A-5	1	285160-03	F/S TUBE ASSY,DN LINE, RH, CTR PMP, GPT
1A-6	1	285161-02	F/S TUBE ASSY,UP LINE, RH, CTR PMP, GPT
1B.1	2	266037-01	CYL 2.75 BR X 10"ST. S/LB/BUSH ASSY
1B.2		266038-01	CYL Ø3.0 BORE X 10ST. S/LB/BUSH
1B.3		266039-01	CYL 3.5 BRX10"ST.S/LB/BUSH
1B-1.1	4	905114-02	BEARING, SELF LUBE 1.25 X1.00
1B-1.2		905112-04	BEARING, SELF LUBE 1-3/8X1.5
1C	2	905353-10	TUBING, RUBBER .38IDX.5ODX1
1D	2	906707-01	ELBOW, NPSC,SAE #6 F/S O-R M-M
1E	2	906763-01	CONN,ELBOW,.812-16 X.75-16
1F	4	906762-01	CONN, M-M, .562-18 X .812-16
1G	2	282999-01	LOCK VALVE ASSY, 12V
1H	1	906769-01	TEE, SW NUT BR. SAE#8 M-M/F FS
1J	8	205780	TIE, PLASTIC 7" (50 LB)
1K	4	906712-02	O-RING #6 (3/8" FACE SEAL TUBE-END)
1L	8	906712-03	O-RING #8 (1/2" FACE SEAL TUBE-END)
1M	2	282625-08	CABLE ASSY,LOCK VALVE,16/2X101
1N	2	900702-04	SCR, FL HD, PH ZC 6-32 1.00IN LG
1P	2	903112-01	NUT, NYL INSRT STP 6-32 ZC
1Q	2	908304-01	SNAP-IN PLASTIC CLAMP, .38 TUBE

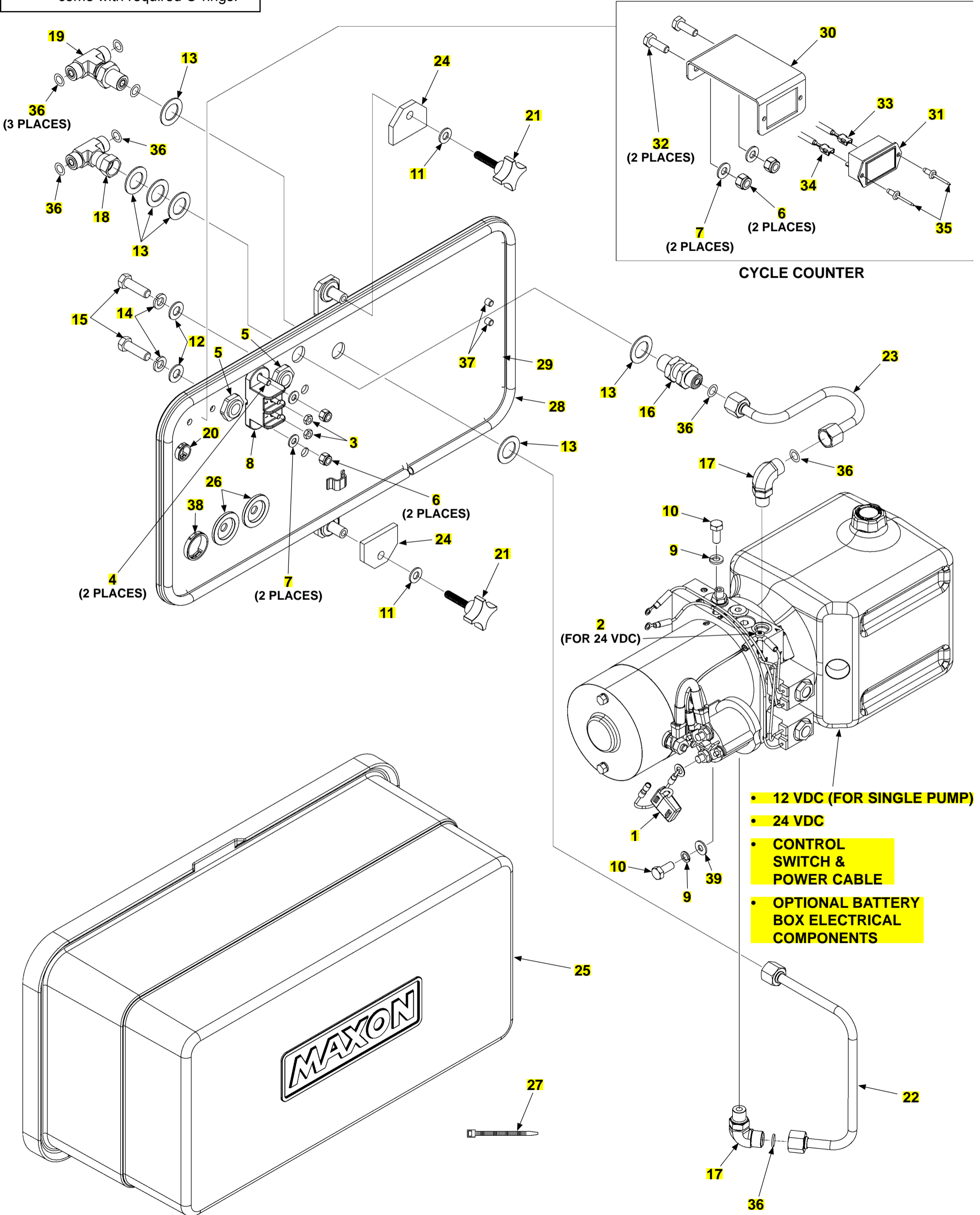
SINGLE PUMP ASSEMBLY

LAST UPDATED
MAY 2021 to present

COMPLETE ASSEMBLY:

- 12V SINGLE PUMP ASSEMBLY
- 24V SINGLE PUMP ASSEMBLY

NOTE: Replacement face seal fittings come with required O-rings.



SINGLE PUMP ASSEMBLY

ITEM	QTY.	PART NO.	DESCRIPTION
REF 1	1	298280-03G	PUMP ASSY, H/D, P/D, CC, 12V, GPT
REF 2		298280-04G	PUMP ASSY, H/D, P/D, CC, 24V, GPT
1	1	297046-01	FUSE HOLDER ASSY
2	1	900753-03	SCR, PAN HD PHIL 10-24X.38, SS
3	2	030344	NUT, HEX HD #10-32 ZC
4	2	900000-4	BOLT, HX 1/4-20X1 GR8 ZC
5	2	268034-04	CORD GRIP,NYL, M20-1.5, .27 ID
6	4	903137-01	NUT, NYL INSRT STOP .25-20 SS
7	4	903412-01	WASHER,FLAT .25,SS
8	1	296859-01	POWER DOWN MODULE
9	2	902011-3	WASHER, LOCK 5/16X5/64 G8 ZC
10	2	900009-3	BOLT,HEX 5/16-18X3/4 GR8 ZC
11	2	902013-10	WASHER, FLAT 5/16" SAE, ZC
12	2	902013-11	WASHER, FLAT 3/8" ZC
13	6	902028-12	WASHER,FLAT 1.250 OD X .757 ID
14	2	902011-4	WASHER, LOCK 3/8X.094 ZC
15	2	900764-07	SCREW, HEX CAP .38-16X1.25, SS
16	1	906744-01	BULKHEAD UNION SAE#6,ORFS,M-M
17	2	906707-01	ELBOW, NPSC,SAE #6 F/S O-R M-M
18	1	906802-01	TEE,SW NUT BRANCH,ORFS#6
19	1	906810-01	TEE,BULKHEAD BRANCH,ORFS #6
20	1	908081-03	PLUG, NYLON, FOR Ø.75 HOLE
21	2	286729-02	KNOB/STUD ASSY, 1.13 LG
22	1	282892-01	TUBE ASSY, DOWN LINE, GPT PUMP
23	1	282874-01	TUBE ASSY, UP LINE, GPTB PUMP
24	2	281062-02	FLAT, HOLDER,1.56 LG
25	1	281038-02	COVER HORIZONTAL PUMP
26	2	266428-04	GROMMET, 1.0 DIAPH .38 HOLE
27	6	208153	TIE, PLASTIC 4" (18 LB)
28	1	093203-10	NEOPRENE BULB,TRIM SEAL59.5"LG
29	1	288051-02G	PLATE WLDMT,PMP MNT,C/CNTR, GPTB, G
30	1	297358-01	BRACKET, DIGITAL C/COUNT
31	1	297269-01	DIGITAL CYCLE COUNTER
32	2	900004-2	SCREW, CAP .25-20X.75 GR8 ZC
33	1	297274-02	WIRE ASSY,POS LOCK,RING TERM,RED
34	1	297274-01	WIRE ASSY,POS LOCK,RING TERM,BLK
35	2	903721-02	RIVET, BL/DM, SS Ø.16X.13-.19
36	8	906712-02	O-RING #6 (3/8" FACE SEAL TUBE-END)
37	2	908022-07	PLUG, FLEXIBLE Ø.275X.511
38	1	908081-06	PLUG, NYLON, FOR Ø1.25 HOLE
39	1	902000-8	WASHER, FLAT .312 .063 THK

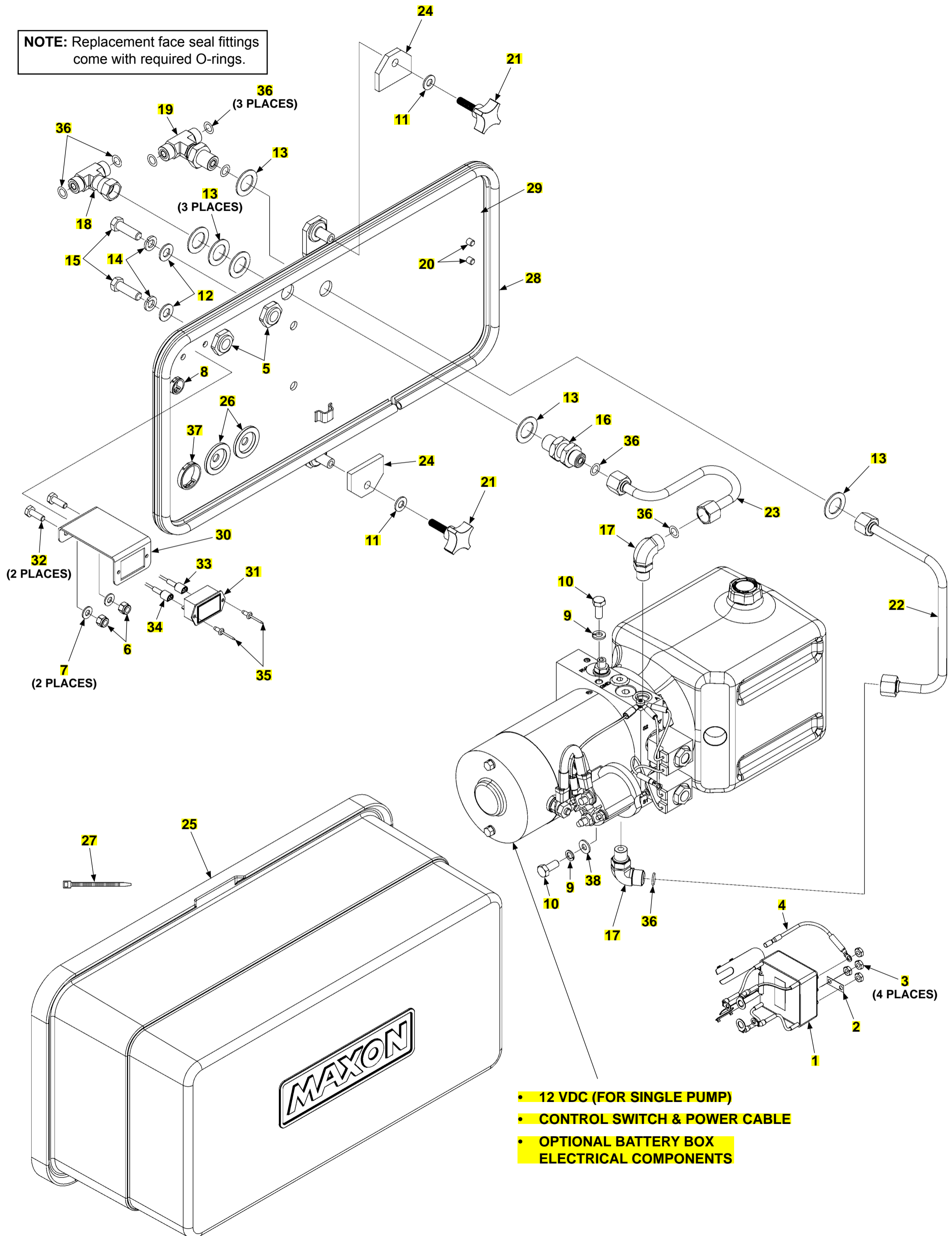
SINGLE PUMP ASSEMBLY WITH MAX ECU

LAST UPDATED
MAY 2021 to present

COMPLETE ASSEMBLY:

12V SINGLE PUMP ASSEMBLY WITH MAX ECU

NOTE: Replacement face seal fittings come with required O-rings.



SINGLE PUMP ASSEMBLY WITH MAX ECU

ITEM	QTY.	PART NO.	DESCRIPTION
REF	1	298280-05G	PUMP ASSY, H/D, P/D, CC, 12V, GPT
1	1	297135-01	MAX ECU MODULE
2	1	297272-01	JUMPER, 260 BRASS .015"
3	4	030344	NUT, HEX HD #10-32, 6/6 NYLON
4	1	210493-01	WIRE ASSY, 16 GA, GREEN, #10 RING/ FEMALE BULLET
5	2	268034-04	CORD GRIP,NYL, M20-1.5, .27 ID
6	2	903137-01	NUT, NYL INSRT STOP .25-20 SS
7	2	903412-01	WASHER,FLAT .25,SS
8	1	908081-03	PLUG, NYLON, FOR Ø.75 HOLE
9	2	902011-3	WASHER, LOCK 5/16X5/64 G8 ZC
10	2	900009-3	BOLT,HEX 5/16-18X3/4 GR8 ZC
11	2	902013-10	WASHER, FLAT 5/16" SAE, ZC
12	2	902013-11	WASHER, FLAT 3/8" ZC
13	6	902028-12	WASHER,FLAT 1.250 OD X .757 ID
14	2	902011-4	WASHER, LOCK 3/8X.094 ZC
15	2	900764-07	SCREW, HEX CAP .38-16X1.25, SS
16	1	906744-01	BULKHEAD UNION SAE#6,ORFS,M-M
17	2	906707-01	ELBOW, NPSC,SAE #6 F/S O-R M-M
18	1	906802-01	TEE,SW NUT BRANCH,ORFS#6
19	1	906810-01	TEE,BULKHEAD BRANCH,ORFS #6
20	2	908022-07	PLUG, FLEXIBLE Ø.275X.511
21	2	286729-02	KNOB/STUD ASSY, 1.13 LG
22	1	282892-01	TUBE ASSY, DOWN LINE, GPT PUMP
23	1	282874-01	TUBE ASSY, UP LINE, GPTB PUMP
24	2	281062-02	FLAT, HOLDER,1.56 LG
25	1	281038-02	COVER HORIZONTAL PUMP
26	2	266428-04	GROMMET, 1.0 DIAPH .38 HOLE
27	6	208153	TIE, PLASTIC 4" (18 LB)
28	1	093203-10	NEOPRENE BULB,TRIM SEAL59.5"LG
29	1	288051-03G-201	PLATE WLDMT, PMP MNT, CC, SG, H/D, GPT, G
30	1	297358-01	BRACKET, DIGITAL C/COUNT
31	1	297269-01	DIGITAL CYCLE COUNTER
32	2	900004-2	SCREW, CAP .25-20X.75 GR8 ZC
33	1	297274-02	WIRE ASSY,POS LOCK,RING TERM,RED
34	1	297274-01	WIRE ASSY,POS LOCK,RING TERM,BLK
35	2	903721-02	RIVET, BL/DM, SS Ø.16X.13-.19
36	8	906712-02	O-RING #6 (3/8" FACE SEAL TUBE-END)
37	1	908081-06	PLUG, NYLON, FOR Ø1.25 HOLE
38	1	902000-8	WASHER, FLAT .312 .063 THK

SINGLE PUMP ASSEMBLY WITH MAX ECU AND MAXLINK

LAST UPDATED
JUN 2021 to present

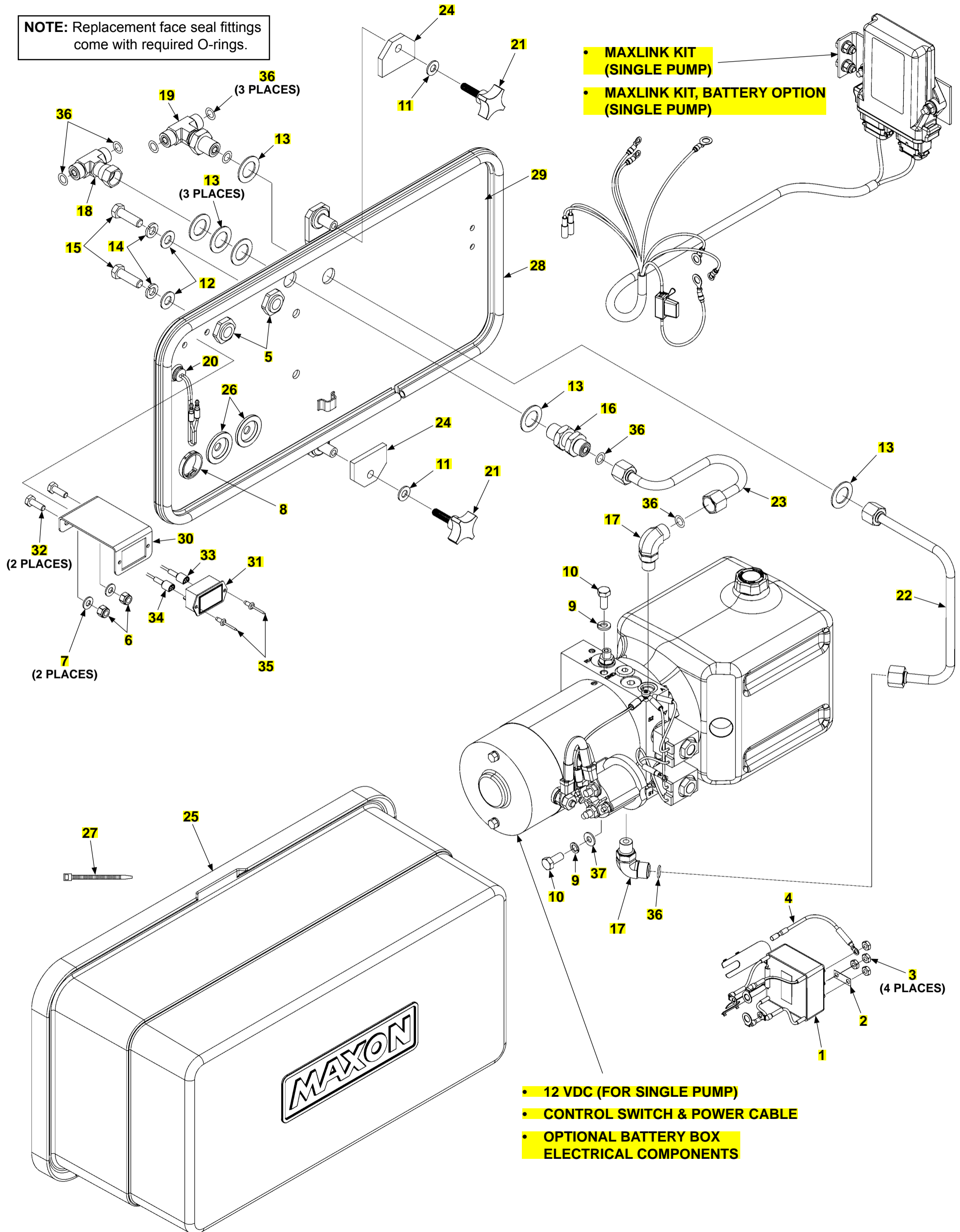
COMPLETE ASSEMBLY:

12V SINGLE PUMP ASSEMBLY WITH MAX ECU AND MAXLINK

NOTE: Replacement face seal fittings come with required O-rings.

- MAXLINK KIT (SINGLE PUMP)
- MAXLINK KIT, BATTERY OPTION (SINGLE PUMP)

- 12 VDC (FOR SINGLE PUMP)
- CONTROL SWITCH & POWER CABLE
- OPTIONAL BATTERY BOX ELECTRICAL COMPONENTS



SINGLE PUMP ASSEMBLY WITH MAX ECU AND MAXLINK

ITEM	QTY.	PART NO.	DESCRIPTION
REF	1	298280-15G	PUMP ASSY, H/D, P/D, CC, SG, 12V, MAXLINK, GPT
		298280-25G	PUMP ASSY, H/D, P/D, CC, SG, 12V, MAXLINK, BATT OPT, GPT
1	1	297135-01	MAX ECU MODULE
2	1	297272-01	JUMPER, 260 BRASS .015"
3	4	030344	NUT, HEX HD #10-32, 6/6 NYLON
4	1	210493-01	WIRE ASSY, 16 GA, GREEN, #10 RING/ FEMALE BULLET
5	2	268034-04	CORD GRIP,NYL, M20-1.5, .27 ID
6	2	903137-01	NUT, NYL INSRT STOP .25-20 SS
7	2	903412-01	WASHER,FLAT .25,SS
8	1	908081-06	PLUG, NYLON, FOR Ø1.25 HOLE
		266428-01	GROMMET, Ø1.0 DIAPH Ø.19 HOLE
9	2	902011-3	WASHER, LOCK 5/16X5/64 G8 ZC
10	2	900009-3	BOLT,HEX 5/16-18X3/4 GR8 ZC
11	2	902013-10	WASHER, FLAT 5/16" SAE, ZC
12	2	902013-11	WASHER, FLAT 3/8" ZC
13	6	902028-12	WASHER,FLAT 1.250 OD X .757 ID
14	2	902011-4	WASHER, LOCK 3/8X.094 ZC
15	2	900764-07	SCREW, HEX CAP .38-16X1.25, SS
16	1	906744-01	BULKHEAD UNION SAE#6,ORFS,M-M
17	2	906707-01	ELBOW, NPSC,SAE #6 F/S O-R M-M
18	1	906802-01	TEE,SW NUT BRANCH,ORFS#6
19	1	906810-01	TEE,BULKHEAD BRANCH,ORFS #6
20	1	907522-01	LED AMBER MARKER, BULLET TERMINALS
21	2	286729-02	KNOB/STUD ASSY, 1.13 LG
22	1	282892-01	TUBE ASSY, DOWN LINE, GPT PUMP
23	1	282874-01	TUBE ASSY, UP LINE, GPTB PUMP
24	2	281062-02	FLAT, HOLDER,1.56 LG
25	1	281038-02	COVER HORIZONTAL PUMP
26	2	266428-04	GROMMET, 1.0 DIAPH .38 HOLE
27	6	208153	TIE, PLASTIC 4" (18 LB)
28	1	093203-10	NEOPRENE BULB,TRIM SEAL59.5"LG
29	1	288051-03G-201	PLATE WLDMT, PMP MNT, CC, SG, H/D, GPT, G
30	1	297358-01	BRACKET, DIGITAL C/COUNT
31	1	297269-01	DIGITAL CYCLE COUNTER
32	2	900004-2	SCREW, CAP .25-20X.75 GR8 ZC
33	1	297274-02	WIRE ASSY,POS LOCK,RING TERM,RED
34	1	297274-01	WIRE ASSY,POS LOCK,RING TERM,BLK
35	2	903721-02	RIVET, BL/DM, SS Ø.16X.13-.19
36	8	906712-02	O-RING #6 (3/8" FACE SEAL TUBE-END)
37	1	902000-8	WASHER, FLAT .312 .063 THK

SINGLE PUMP ASSEMBLY WITH MAXLINK

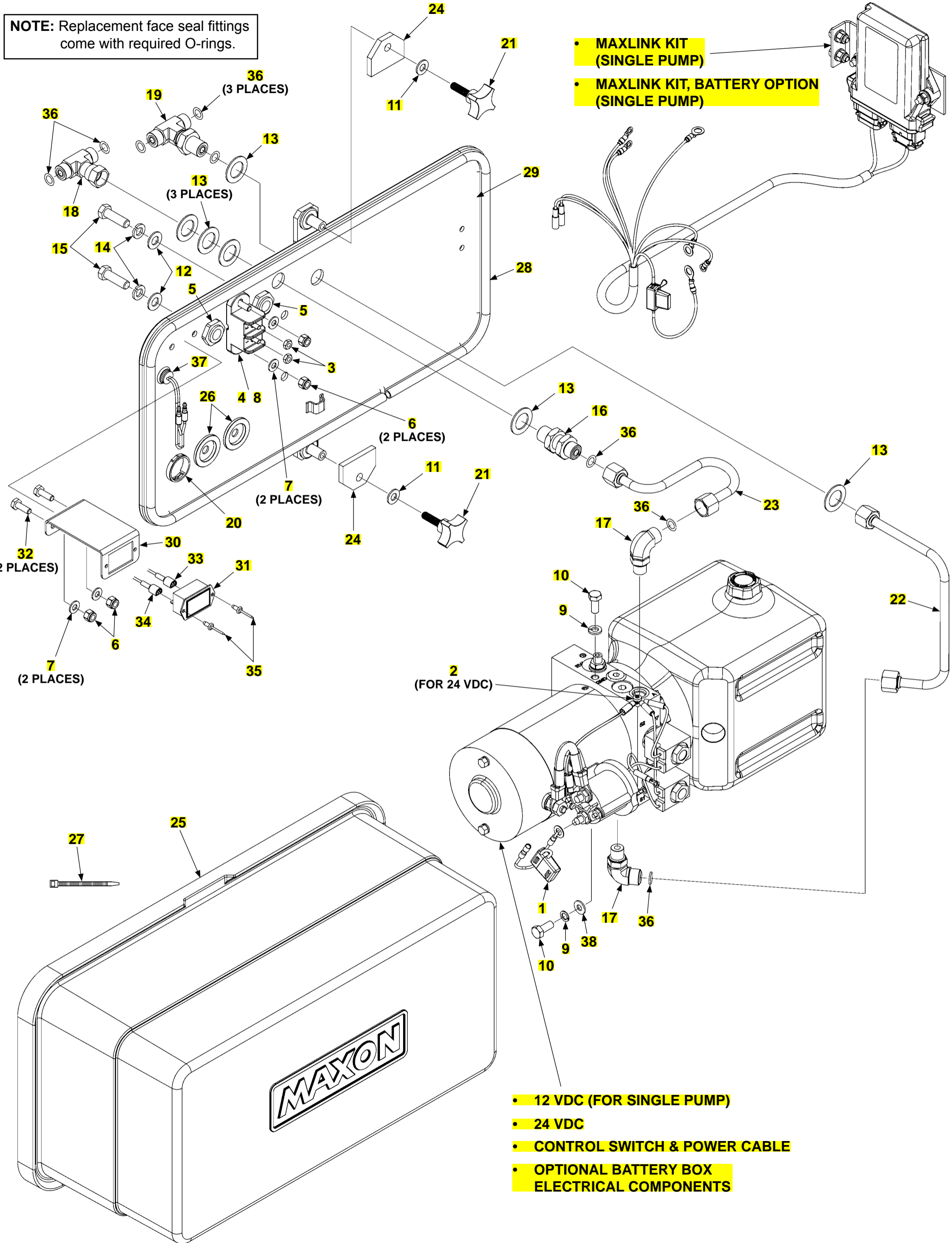
LAST UPDATED
JUN 2021 to present

COMPLETE ASSEMBLY:

SINGLE PUMP ASSEMBLY WITH MAXLINK

NOTE: Replacement face seal fittings come with required O-rings.

- MAXLINK KIT (SINGLE PUMP)
- MAXLINK KIT, BATTERY OPTION (SINGLE PUMP)



- 12 VDC (FOR SINGLE PUMP)
- 24 VDC
- CONTROL SWITCH & POWER CABLE
- OPTIONAL BATTERY BOX ELECTRICAL COMPONENTS

SINGLE PUMP ASSEMBLY WITH MAXLINK

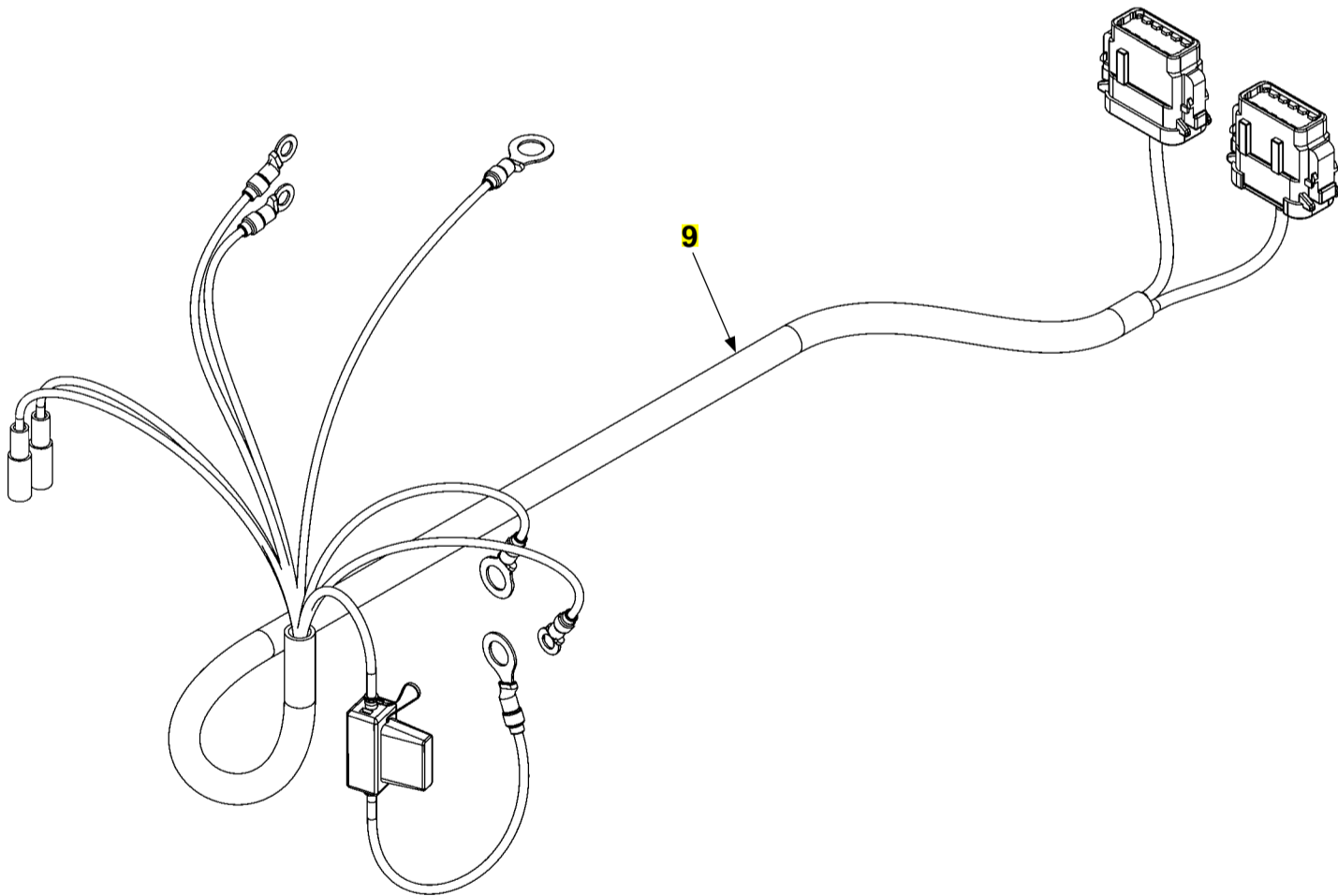
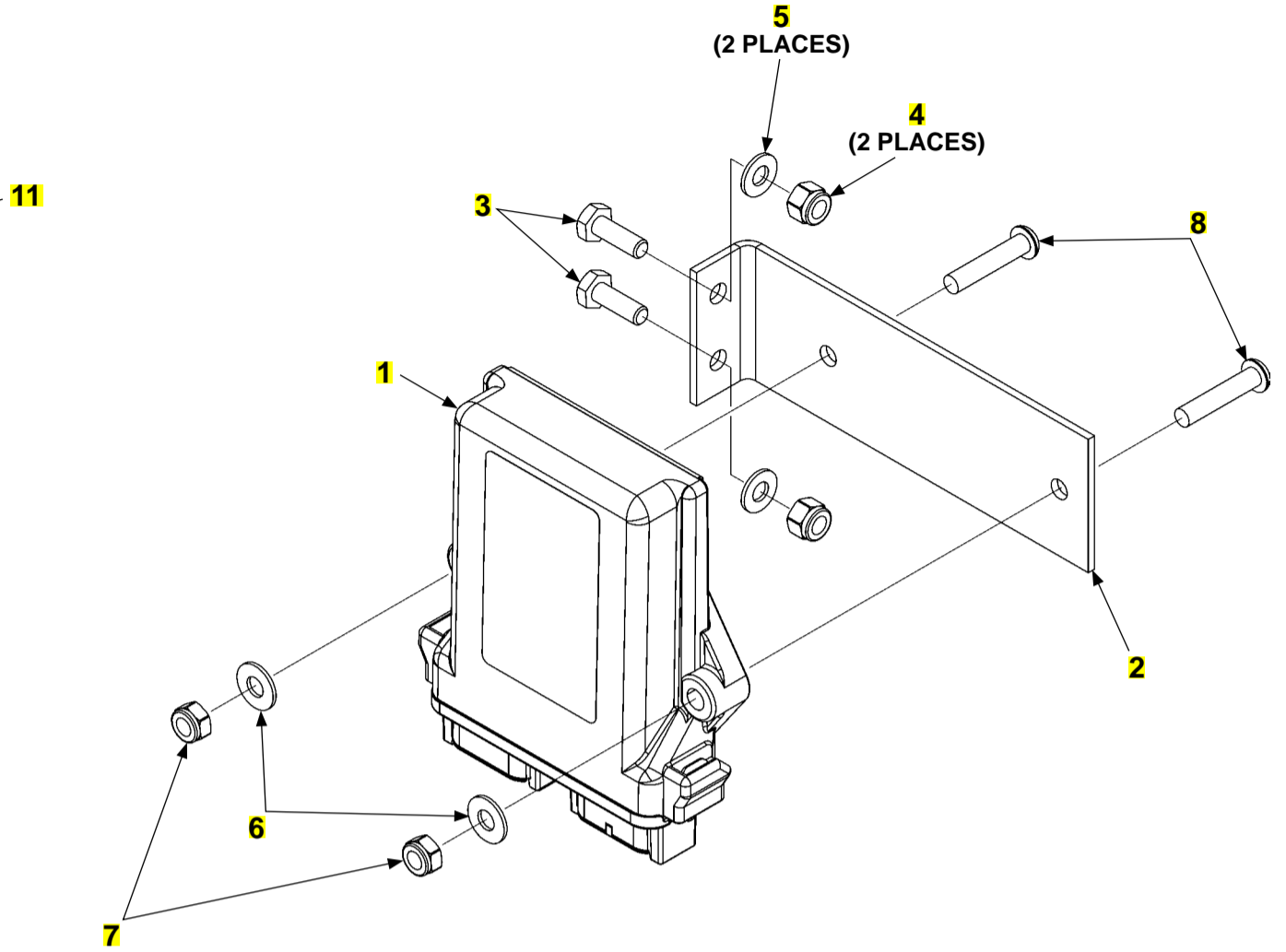
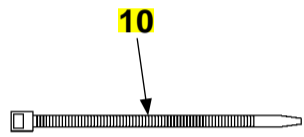
ITEM	QTY.	PART NO.	DESCRIPTION
REF 1	1	298280-13G	PUMP ASSY, H/D, P/D, CC, 12V, MAXLINK, GPT
REF 2		298280-14G	PUMP ASSY, H/D, P/D, CC, 24V, MAXLINK, GPT
REF 3		298280-23G	PUMP ASSY, H/D, P/D, CC, 12V, MAXLINK, BATT OPT, GPT
REF 4		298280-24G	PUMP ASSY, H/D, P/D, CC, 24V, MAXLINK, BATT OPT, GPT
1	1	297046-01	FUSE HOLDER ASSY
2	1	900753-03	SCR, PAN HD PHIL 10-24X.38, SS
3	2	030344	NUT, HEX HD #10-32 ZC
4	2	900000-4	BOLT, HX 1/4-20X1 GR8 ZC
5	2	268034-04	CORD GRIP,NYL, M20-1.5, .27 ID
6	4	903137-01	NUT, NYL INSRT STOP .25-20 SS
7	4	903412-01	WASHER,FLAT .25,SS
8	1	296859-01	POWER DOWN MODULE
9	2	902011-3	WASHER, LOCK 5/16X5/64 G8 ZC
10	2	900009-3	BOLT,HEX 5/16-18X3/4 GR8 ZC
11	2	902013-10	WASHER, FLAT 5/16" SAE, ZC
12	2	902013-11	WASHER, FLAT 3/8" ZC
13	6	902028-12	WASHER,FLAT 1.250 OD X .757 ID
14	2	902011-4	WASHER, LOCK 3/8X.094 ZC
15	2	900764-07	SCREW, HEX CAP .38-16X1.25, SS
16	1	906744-01	BULKHEAD UNION SAE#6,ORFS,M-M
17	2	906707-01	ELBOW, NPSC,SAE #6 F/S O-R M-M
18	1	906802-01	TEE,SW NUT BRANCH,ORFS#6
19	1	906810-01	TEE,BULKHEAD BRANCH,ORFS #6
20	1	908081-06	PLUG, NYLON, FOR Ø1.25 HOLE
		266428-01	GROMMET, Ø1.0 DIAPH Ø.19 HOLE
21	2	286729-02	KNOB/STUD ASSY, 1.13 LG
22	1	282892-01	TUBE ASSY, DOWN LINE, GPT PUMP
23	1	282874-01	TUBE ASSY, UP LINE, GPTB PUMP
24	2	281062-02	FLAT, HOLDER,1.56 LG
25	1	281038-02	COVER HORIZONTAL PUMP
26	2	266428-04	GROMMET, 1.0 DIAPH .38 HOLE
27	6	208153	TIE, PLASTIC 4" (18 LB)
28	1	093203-10	NEOPRENE BULB,TRIM SEAL59.5"LG
29	1	288051-02G	PLATE WLDMT,PMP MNT,C/CNTR, GPTB, G
30	1	297358-01	BRACKET, DIGITAL C/COUNT
31	1	297269-01	DIGITAL CYCLE COUNTER
32	2	900004-2	SCREW, CAP .25-20X.75 GR8 ZC
33	1	297274-02	WIRE ASSY,POS LOCK,RING TERM,RED
34	1	297274-01	WIRE ASSY,POS LOCK,RING TERM,BLK
35	2	903721-02	RIVET, BL/DM, SS Ø.16X.13-.19
36	8	906712-02	O-RING #6 (3/8" FACE SEAL TUBE-END)
37	1	907522-01	LED AMBER MARKER, BULLET TERMINALS
		907522-24	24V LED AMBER MARKER, BULLET TERMINALS
38	1	902000-8	WASHER, FLAT .312 .063 THK

MAXLINK KIT (SINGLE PUMP)

LAST UPDATED
JUN 2021 to present

COMPLETE ASSEMBLY:

MAXLINK KIT (SINGLE PUMP)



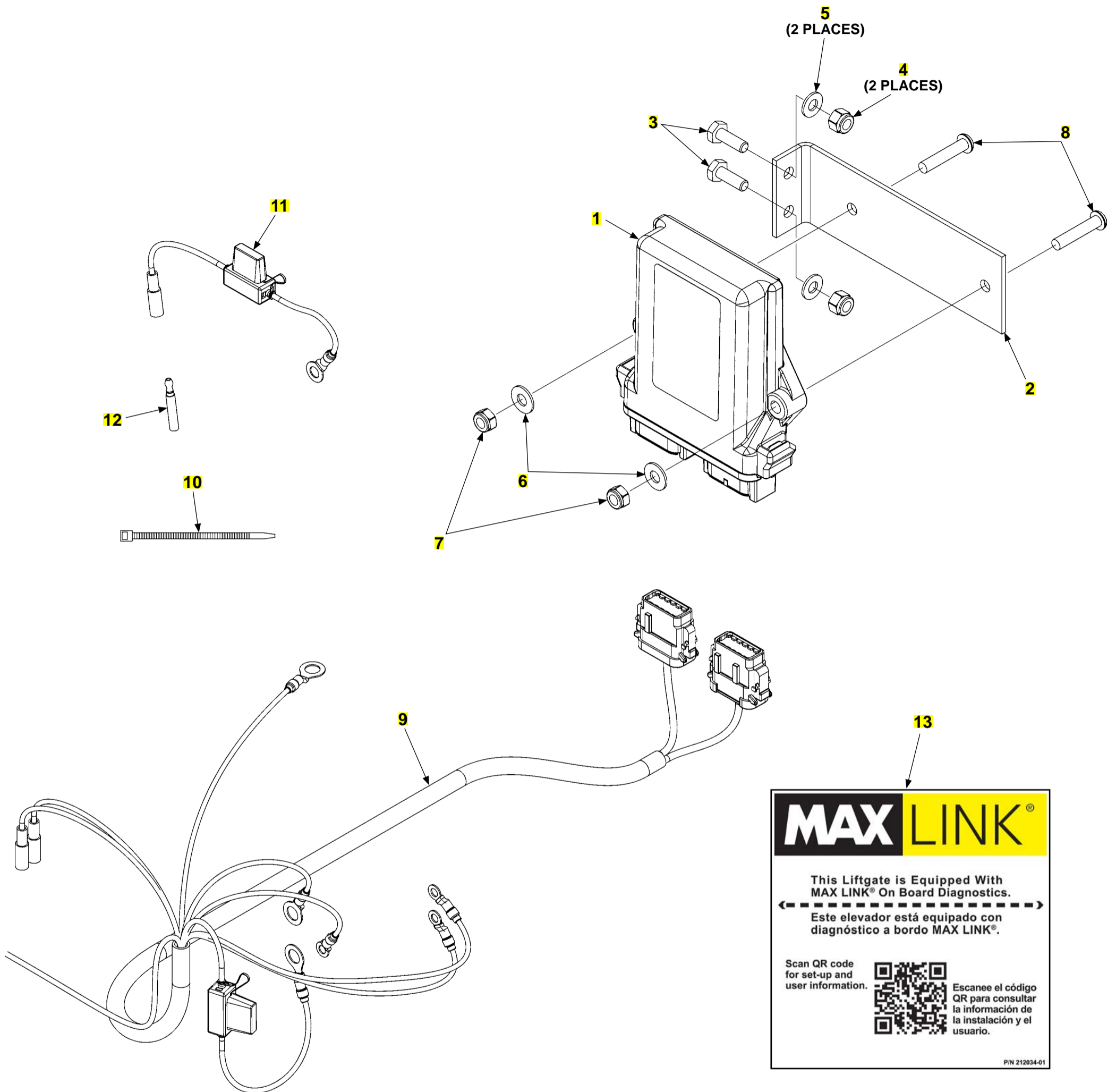
ITEM	QTY.	PART NO.	DESCRIPTION
REF	1	211940-01	MAXLINK INSTALLATION KIT, BASIC, S.PUMP, GPT
1	1	211750-01	E.D.R. (EVENT DATA RECORDER)
2	1	211932-01	MAXLINK MNT PLATE
3	2	900000-3	BOLT, HX .25-20X.75 GR8 ZC
4	2	903137-01	NUT, NYL INSRT STOP .25-20 SS
5	2	903412-01	WASHER, FLAT .25, SS
6	2	903409-01	WASHER, FEND. Ø.28 X .63OD, SS
7	2	901016-2	NUT HEX THIN HD LKING.25-20
8	2	900719-08	SCREW, BTN .25-20X1.25 SS
9	1	211775-11	EDR INTERFACE HARNESS, S.PUMP, GPT
10	1	205780	TIE, PLASTIC 7" (50 LB)
11	1	212034-01	DECAL, MAX LINK QR CODE

MAXLINK KIT, BATTERY OPTION (SINGLE PUMP)

LAST UPDATED
JUN 2021 to present

COMPLETE ASSEMBLY:

MAXLINK KIT, BATTERY OPTION (SINGLE PUMP)



ITEM	QTY.	PART NO.	DESCRIPTION
REF	1	211940-11	MAXLINK INSTALLATION KIT, BASIC, S.PUMP, GPT
1	1	211750-01	E.D.R. (EVENT DATA RECORDER)
2	1	211932-01	MAXLINK MNT PLATE
3	2	900000-3	BOLT, HX .25-20X.75 GR8 ZC
4	2	903137-01	NUT, NYL INSRT STOP .25-20 SS
5	2	903412-01	WASHER, FLAT .25, SS
6	2	903409-01	WASHER, FEND. Ø.28 X .63OD, SS
7	2	901016-2	NUT HEX THIN HD LKING.25-20
8	2	900719-08	SCREW, BTN .25-20X1.25 SS
9	1	211775-21	EDR INTERFACE HARNESS, SINGLE PUMP, BATT OPT, GPT
10	1	205780	TIE, PLASTIC 7" (50 LB)
11	1	211773-01	IN LINE FUSE ASSY, FEMALE BULLET/ .25" RING TERMINAL
12	1	263345	MALE BULLET 16 GA REEL FEED
13	1	212034-01	DECAL, MAX LINK QR CODE

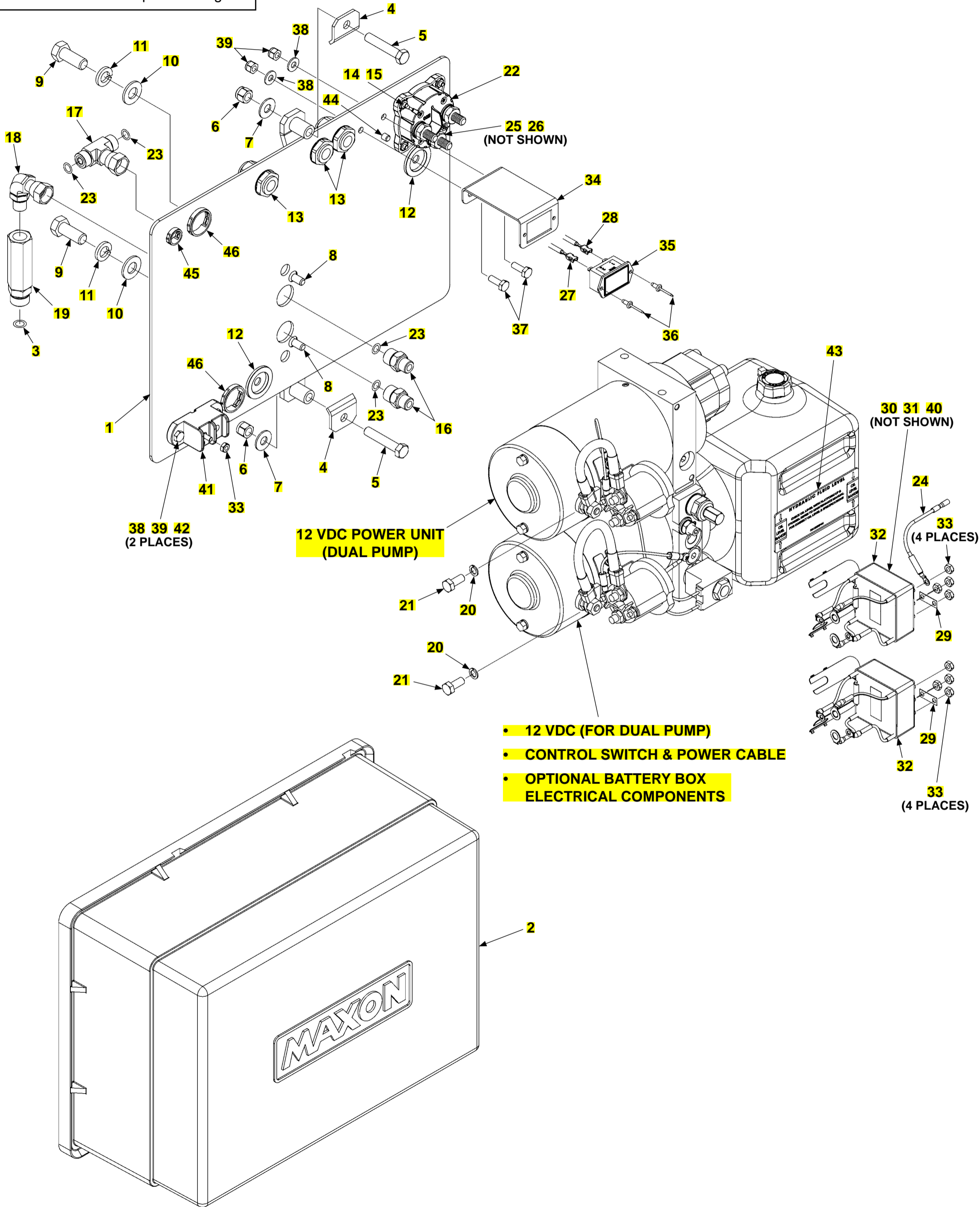
DUAL PUMP ASSEMBLY

LAST UPDATED
MAY 2021 to present

COMPLETE ASSEMBLY:

12V DUAL PUMP ASSEMBLY

NOTE: Replacement face seal fittings come with required O-rings.



DUAL PUMP ASSEMBLY

ITEM	QTY.	PART NO.	DESCRIPTION
REF	1	298050-01G	PUMP ASSY, H/DUTY, GPT, DUAL, CC, SG, G
1	1	298049-01G	PLATE WLDMT, PUMP MOUNT, CYCLE COUNTER, G
2	1	266419-03	COVER ASSY, PUMP, HORIZONTAL MOUNT
3	1	906712-03	O-RING #8 (1/2" FACE SEAL TUBE-END)
4	2	289143-01	BRACKET, PUMP COVER
5	2	900014-8	SCREW,HEX CAP.38-16X2 GR8, ZC
6	2	901002	NUT, NYLON 3/8-16 ZINC
7	2	902001-2	WASHER, FLAT 3/8X1/16 ZC
8	2	900021-1	SCREW, SOC 5/16-18X3/4 FL
9	2	900035-2	SCREW,CAP HXHD.5-13UNC-2A 1.25
10	2	902013-13	WASHER, FLAT 1/2" SAE ZC
11	2	902011-6	WASHER, LOCK 1/2X1/8 ZC
12	2	266428-04	GROMMET, Ø1.0 DIAPH Ø.38 HOLE
13	3	268034-02	CORD GRIP, NYL, .5 NPT, .39 ID
14	4	903107-06	NUT, HEX 10-24 UNC SS
15	4	900007-6	SCREW, PH PAN HD, ZC 10-24X.75
16	2	905173	CONNECTOR F/S#6&O-RING#6, M-M
17	1	906802-01	TEE, SW NUT BRANCH, ORFS #6
18	1	906708-01	ELBOW, NPSC,SAE #6 O-R M-F SW
19	1	288518-01	PRESSURE COMP. VALVE ASSY,3GPM
20	2	902011-3	WASHER, LOCK #10
21	2	900009-3	SCREW, CAP .31-18X.75 GR8 ZC
22	1	288102-01	MINI SELECTOR SWITCH, 1-OFF-2
23	4	906712-02	O-RING #6 (3/8" FACE SEAL TUBE-END)
24	1	210493-01	WIRE ASSY, 16 GA, GREEN, #10 RING/ FEMALE BULLET
25	1	287676-01-700	CABLE ASSY, 2 GA, RED, .31/.38 RINGS, BENT, 22.5"
26	1	287676-02-700	CABLE ASSY, 2 GA, RED, .31/.38 RINGS, BENT, 18.5"
27	1	297274-02	WIRE ASSY, POS LOCK, RING TERM,RED
28	1	297274-01	WIRE ASSY, POS LOCK, RING TERM,BLK
29	2	297272-01	JUMPER, 260 BRASS .015"
30	1	298052-03	WIRE ASSY, 16 AWG, RING TERMINALS #10, BLACK
31	1	298052-02	WIRE ASSY, 16 AWG, RING TERMINALS #10, GREEN
32	2	297135-01	MAX ECU MODULE
33	9	030344	NUT, HEX 10/32 ZINC
34	1	297358-01	BRACKET, DIGITAL C/COUNT
35	1	297269-01	DIGITAL CYCLE COUNTER
36	2	903721-01	RIVET, BL/DM, SS Ø.16X.02-.13
37	2	900004-2	SCREW, CAP .25-20X.75 GR8 ZC
38	4	902013-09	WASHER, FLAT 1/4" ZC
39	4	901000	NUT, NYLON 1/4-20 ZINC
40	1	298052-01	WIRE ASSY, 16 AWG, RING TERMINALS #10, WHITE
41	1	299335-01	MODULE ASSY, OFF TIME DELAY
42	2	900004-3	SCREW, CAP .25-20X1 GR8 ZC
43	1	282927-04	DECAL, OIL LEVEL
44	1	908022-07	PLUG, FLEXIBLE Ø.275X.511
45	1	908081-03	PLUG, NYLON, FOR Ø.75 HOLE
46	2	908081-06	PLUG, NYLON, FOR Ø1.25 HOLE

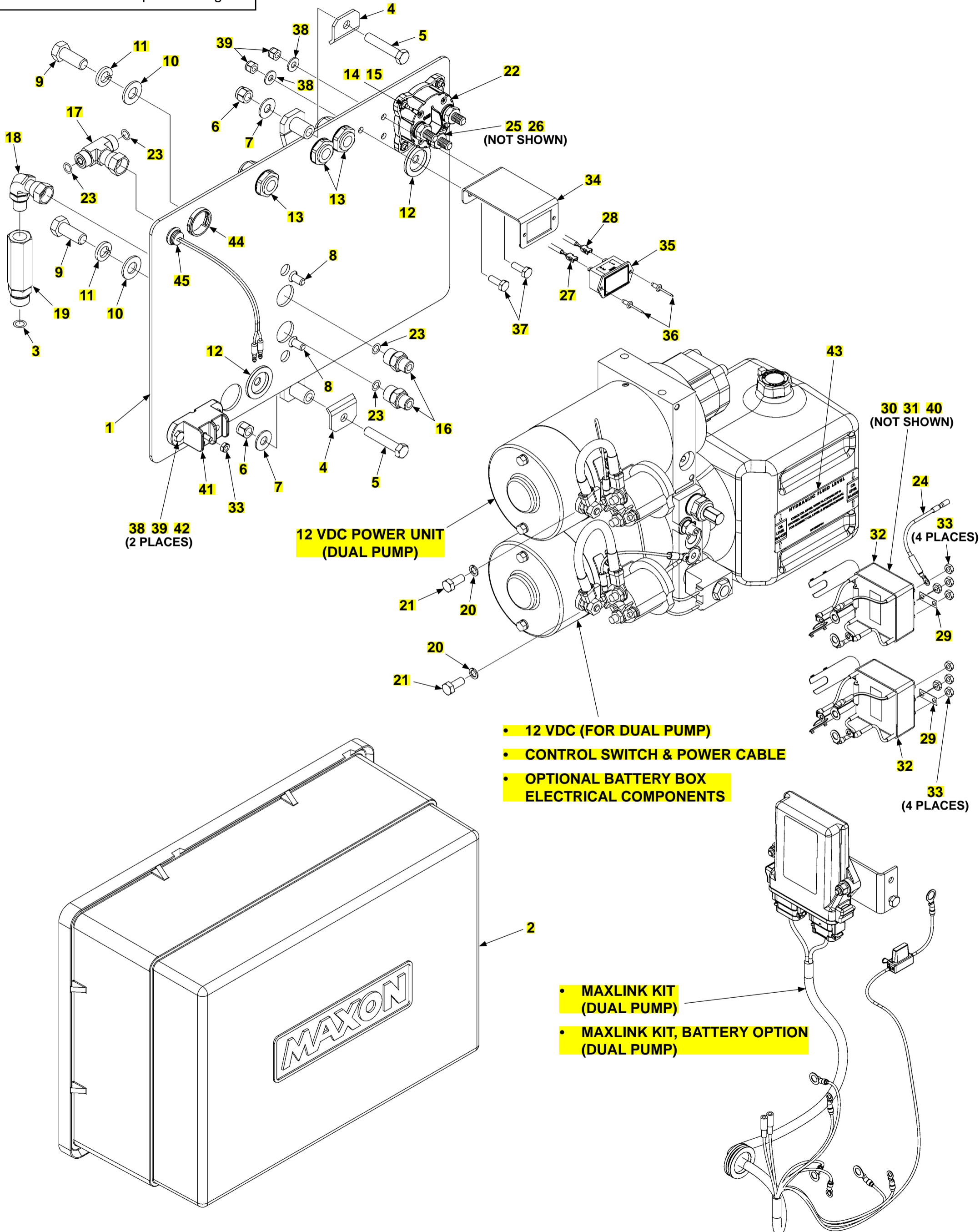
DUAL PUMP ASSEMBLY WITH MAXLINK

LAST UPDATED
JUN 2021 to present

COMPLETE ASSEMBLY:

12V DUAL PUMP ASSEMBLY WITH MAXLINK

NOTE: Replacement face seal fittings come with required O-rings.



DUAL PUMP ASSEMBLY WITH MAXLINK

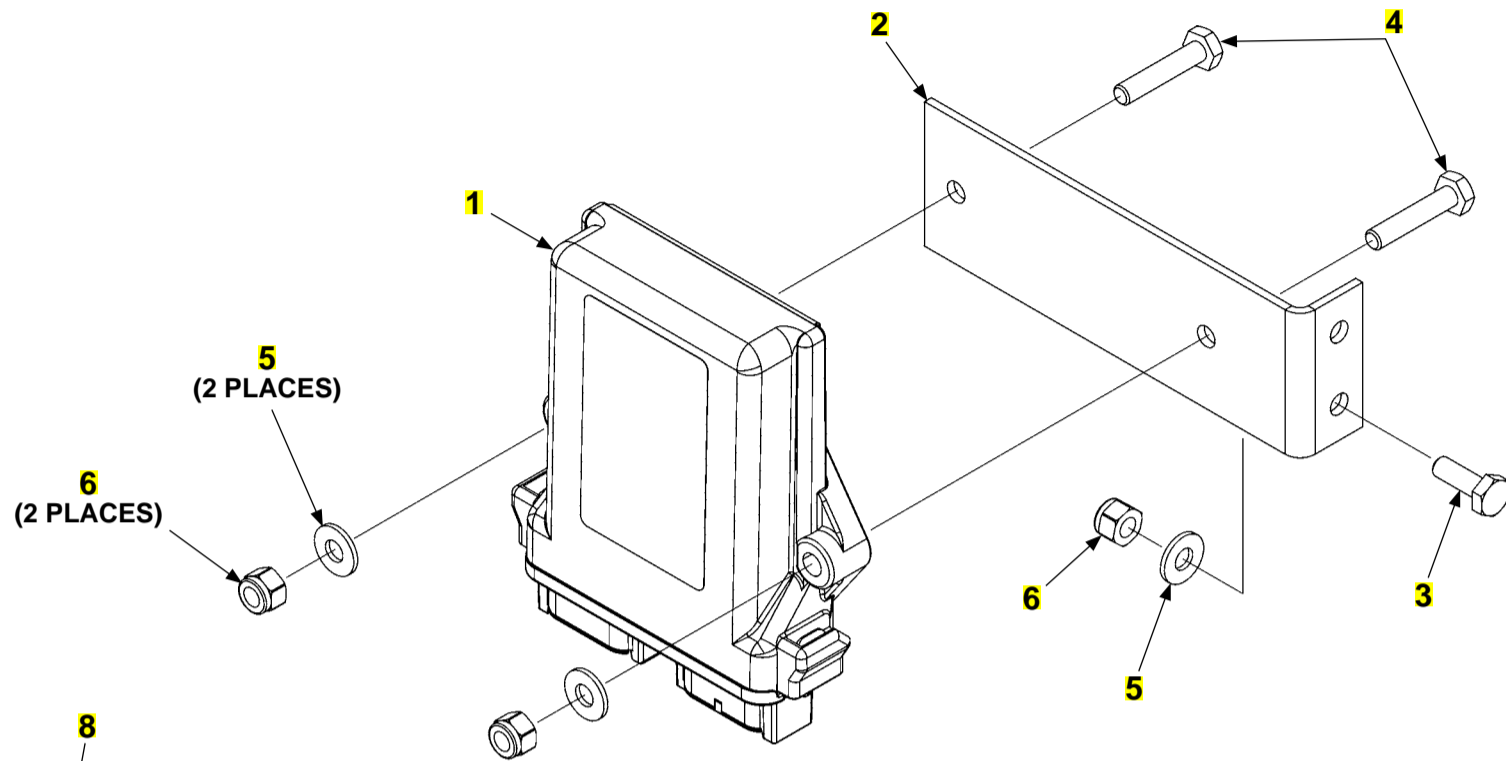
ITEM	QTY.	PART NO.	DESCRIPTION
REF	1	298050-11G	PUMP ASSY, H/DUTY, GPT, DUAL, CC, SG, G, MAXLINK
		298050-21G	PUMP ASSY, H/DUTY, GPT, DUAL, CC, SG, G, BATT OPT, MAXLINK
1	1	298049-01G	PLATE WLDMT, PUMP MOUNT, CYCLE COUNTER, G
2	1	266419-03	COVER ASSY, PUMP, HORIZONTAL MOUNT
3	1	906712-03	O-RING #8 (1/2" FACE SEAL TUBE-END)
4	2	289143-01	BRACKET, PUMP COVER
5	2	900014-8	SCREW,HEX CAP.38-16X2 GR8, ZC
6	2	901002	NUT, NYLON 3/8-16 ZINC
7	2	902001-2	WASHER, FLAT 3/8X1/16 ZC
8	2	900021-1	SCREW, SOC 5/16-18X3/4 FL
9	2	900035-2	SCREW,CAP HXHD.5-13UNC-2A 1.25
10	2	902013-13	WASHER, FLAT 1/2" SAE ZC
11	2	902011-6	WASHER, LOCK 1/2X1/8 ZC
12	2	266428-04	GROMMET, Ø1.0 DIAPH Ø.38 HOLE
13	3	268034-02	CORD GRIP, NYL, .5 NPT, .39 ID
14	4	903107-06	NUT, HEX 10-24 UNC SS
15	4	900007-6	SCREW, PH PAN HD, ZC 10-24X.75
16	2	905173	CONNECTOR F/S#6&O-RING#6, M-M
17	1	906802-01	TEE, SW NUT BRANCH, ORFS #6
18	1	906708-01	ELBOW, NPSC,SAE #6 O-R M-F SW
19	1	288518-01	PRESSURE COMP. VALVE ASSY,3GPM
20	2	902011-3	WASHER, LOCK #10
21	2	900009-3	SCREW, CAP .31-18X.75 GR8 ZC
22	1	288102-01	MINI SELECTOR SWITCH, 1-OFF-2
23	4	906712-02	O-RING #6 (3/8" FACE SEAL TUBE-END)
24	1	210493-01	WIRE ASSY, 16 GA, GREEN, #10 RING/ FEMALE BULLET
25	1	287676-01-700	CABLE ASSY, 2 GA, RED, .31/.38 RINGS, BENT, 22.5"
26	1	287676-02-700	CABLE ASSY, 2 GA, RED, .31/.38 RINGS, BENT, 18.5"
27	1	297274-02	WIRE ASSY, POS LOCK, RING TERM,RED
28	1	297274-01	WIRE ASSY, POS LOCK, RING TERM,BLK
29	2	297272-01	JUMPER, 260 BRASS .015"
30	1	298052-03	WIRE ASSY, 16 AWG, RING TERMINALS #10, BLACK
31	1	298052-02	WIRE ASSY, 16 AWG, RING TERMINALS #10, GREEN
32	2	297135-01	MAX ECU MODULE
33	9	030344	NUT, HEX 10/32 ZINC
34	1	297358-01	BRACKET, DIGITAL C/COUNT
35	1	297269-01	DIGITAL CYCLE COUNTER
36	2	903721-01	RIVET, BL/DM, SS Ø.16X.02-.13
37	2	900004-2	SCREW, CAP .25-20X.75 GR8 ZC
38	4	902013-09	WASHER, FLAT 1/4" ZC
39	4	901000	NUT, NYLON 1/4-20 ZINC
40	1	298052-01	WIRE ASSY, 16 AWG, RING TERMINALS #10, WHITE
41	1	299335-01	MODULE ASSY, OFF TIME DELAY
42	2	900004-3	SCREW, CAP .25-20X1 GR8 ZC
43	1	282927-04	DECAL, OIL LEVEL
44	1	908081-06	PLUG, NYLON, FOR Ø1.25 HOLE
		266428-01	GROMMET, Ø1.0 DIAPH Ø.19 HOLE
45	1	907522-01	LED AMBER MARKER

MAXLINK KIT (DUAL PUMP)

LAST UPDATED
JUN 2021 to present

COMPLETE ASSEMBLY:

MAXLINK KIT (DUAL PUMP)



MAX LINK[®]

This Liftgate is Equipped With
MAX LINK[®] On Board Diagnostics.

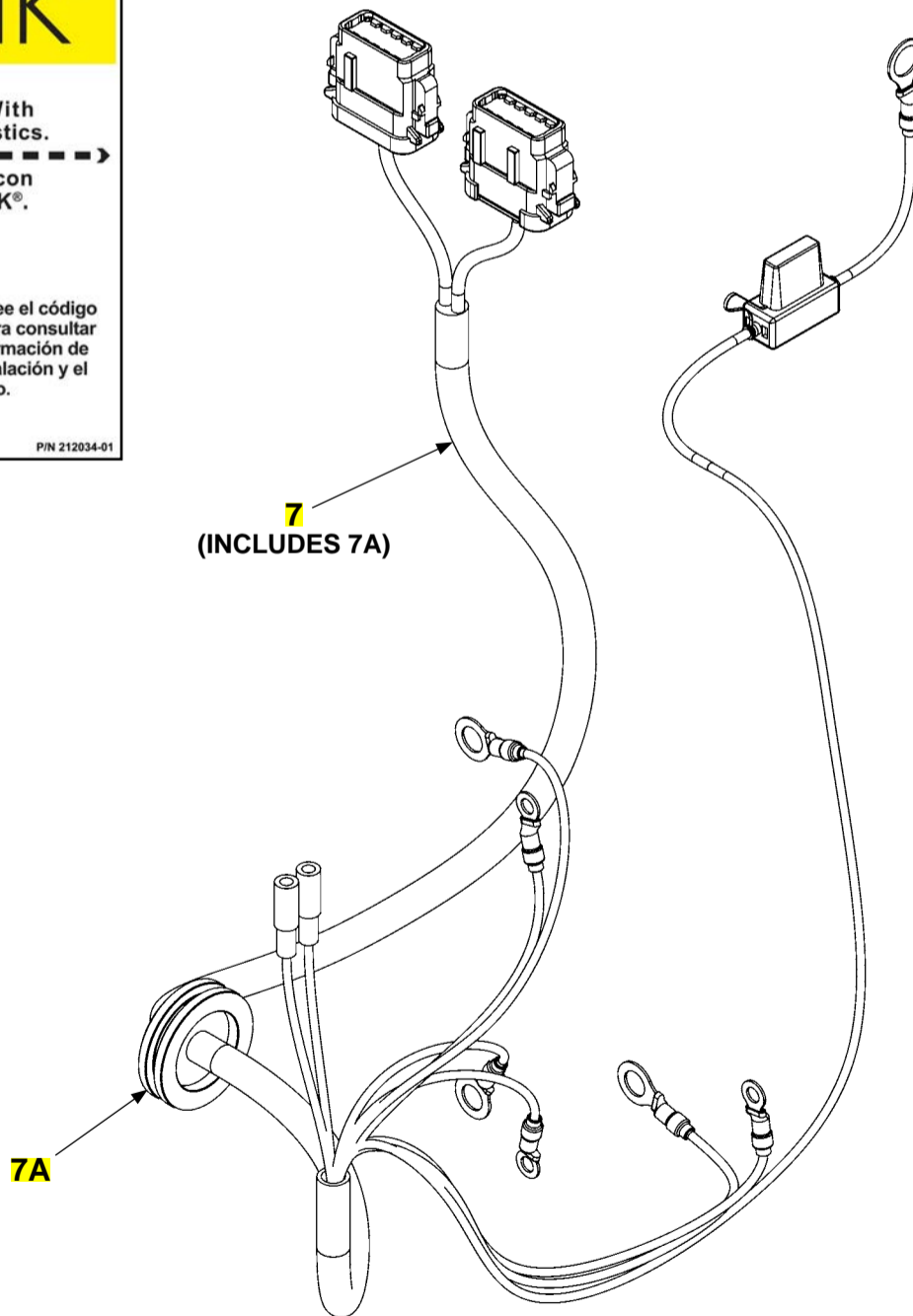
←-----→
Este elevador está equipado con
diagnóstico a bordo MAX LINK[®].

Scan QR code
for set-up and
user information.



Escanee el código
QR para consultar
la información de
la instalación y el
usuario.

P/N 212034-01



MAXLINK KIT (DUAL PUMP)

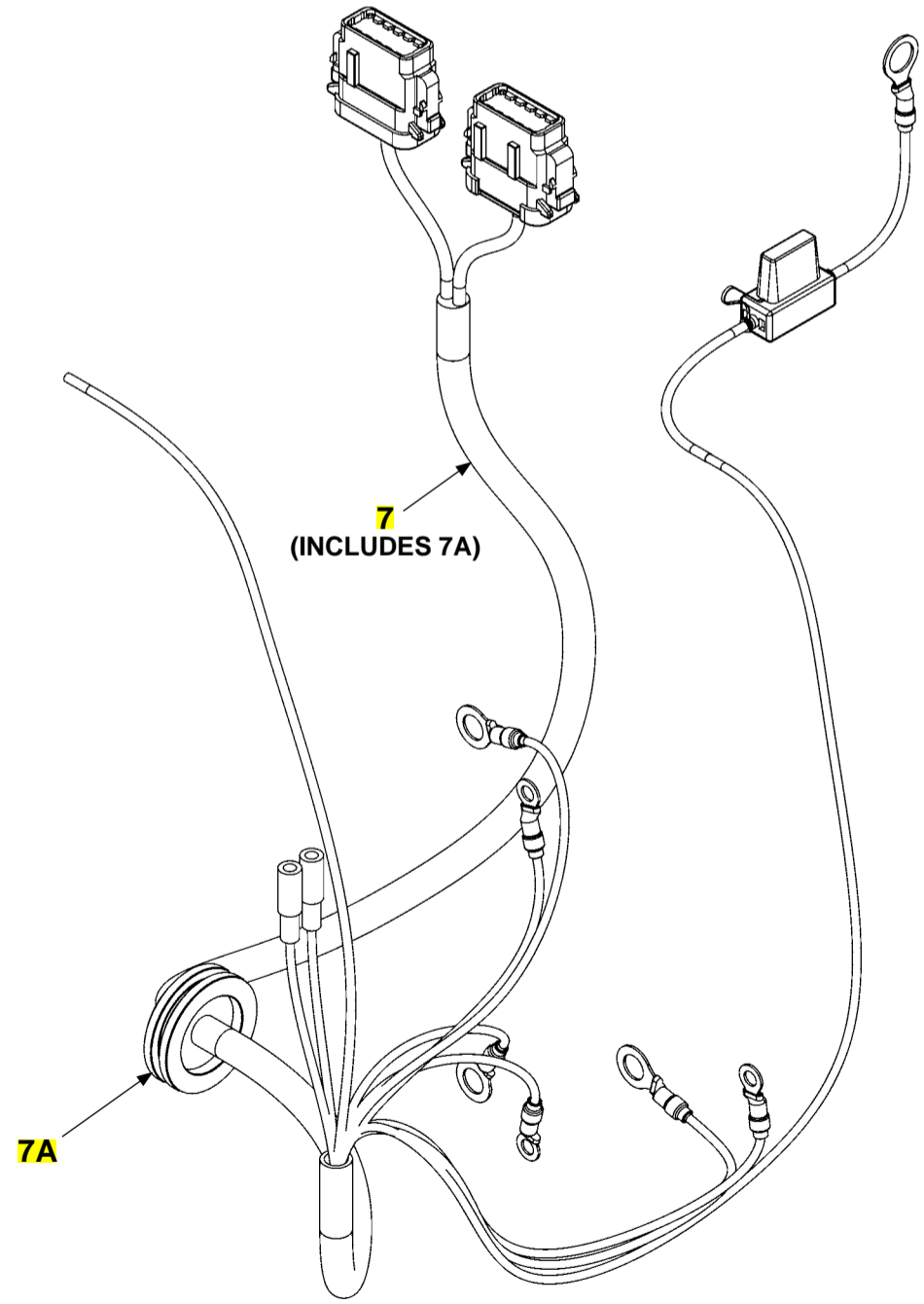
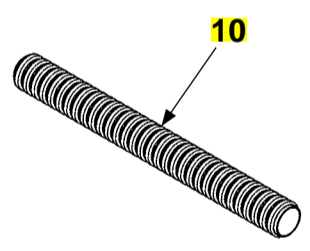
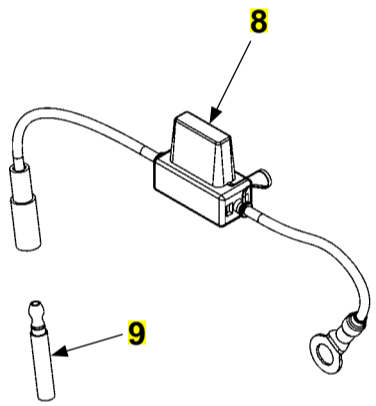
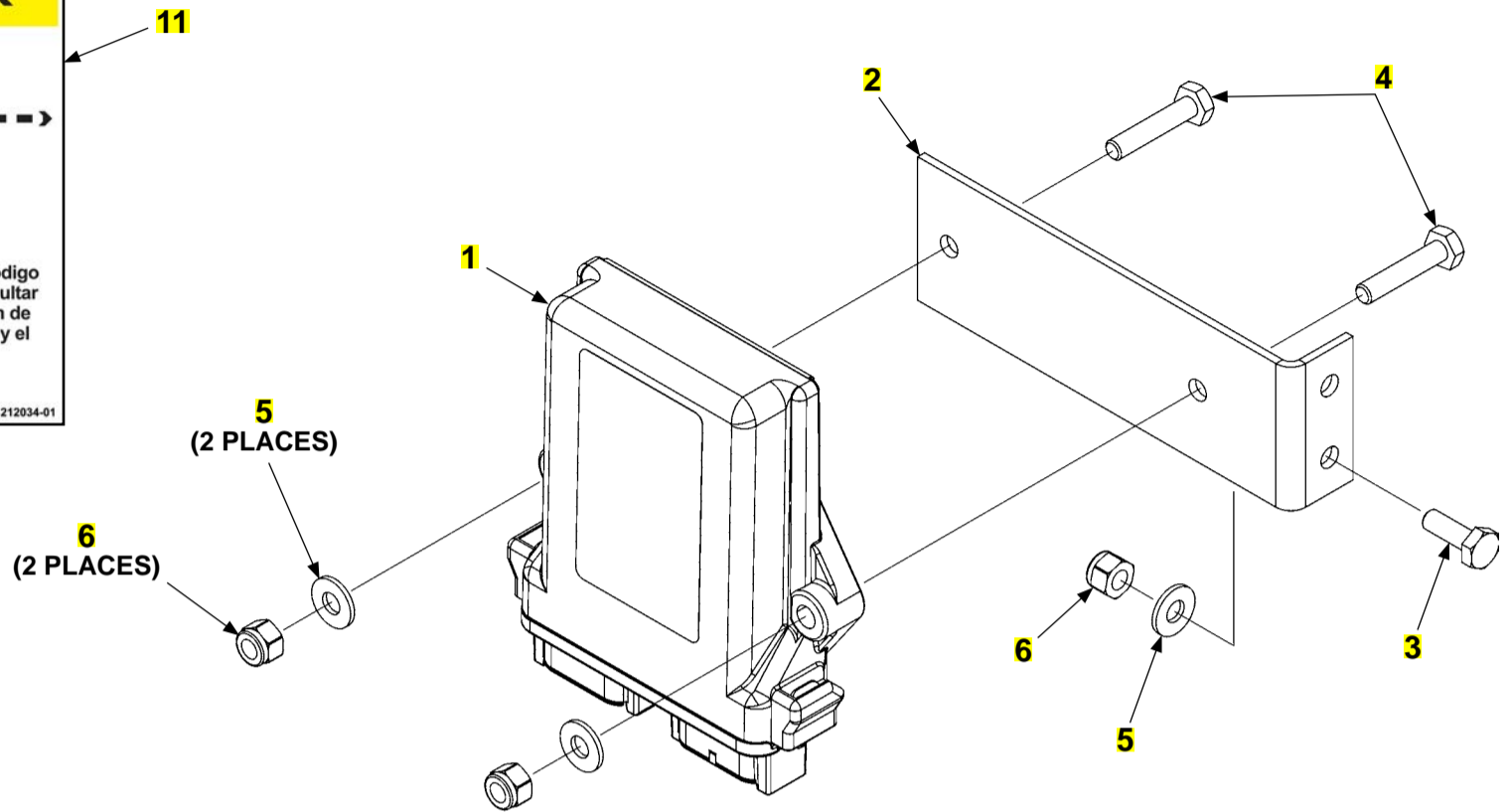
ITEM	QTY.	PART NO.	DESCRIPTION
REF	1	211940-02	MAXLINK INSTALLATION KIT, BASIC, D.PUMP, GPT
1	1	211750-01	E.D.R. (EVENT DATA RECORDER)
2	1	211932-01	MAXLINK MNT PLATE
3	1	900004-2	SCREW, CAP .25-20X.75 GR8 ZC
4	2	900004-5	SCREW, CAP .25-20X1.25 GR8 ZC
5	3	902013-09	WASHER, FLAT 1/4" ZC
6	3	901000	NUT, NYLON 1/4-20 ZINC
7	1	211775-12	EDR INTERFACE HARNESS, D.PUMP, GPT
7A	1	266428-03	GROMMET, Ø1.0 DIAPH Ø.31 HOLE
8	1	212034-01	DECAL, MAX LINK QR CODE

MAXLINK KIT, BATTERY OPTION (DUAL PUMP)

LAST UPDATED
JUN 2021 to present

COMPLETE ASSEMBLY:

MAXLINK KIT, BATTERY OPTION (DUAL PUMP)



MAXLINK KIT, BATTERY OPTION (DUAL PUMP)

ITEM	QTY.	PART NO.	DESCRIPTION
REF	1	211940-12	MAXLINK INSTALLATION KIT, BASIC, D.PUMP, BATT OPT, GPT
1	1	211750-01	E.D.R. (EVENT DATA RECORDER)
2	1	211932-01	MAXLINK MNT PLATE
3	1	900004-2	SCREW, CAP .25-20X.75 GR8 ZC
4	2	900004-5	SCREW, CAP .25-20X1.25 GR8 ZC
5	3	902013-09	WASHER, FLAT 1/4" ZC
6	3	901000	NUT, NYLON 1/4-20 ZINC
7	1	211775-22	EDR INTERFACE HARNESS, D.PUMP, BATT OPT, GPT
7A	1	266428-03	GROMMET, Ø1.0 DIAPH Ø.31 HOLE
8	1	211773-01	IN LINE FUSE ASSY, FEMALE BULLET/ .25" RING TERMINAL
9	1	263345	MALE BULLET 16 GA REEL FEED
10	1	030972	PLASTIC SPLIT LOOM 3/8
11	1	212034-01	DECAL, MAX LINK QR CODE

12 VDC POWER UNIT (FOR SINGLE PUMP)

LAST UPDATED
AUG 2019 to present

COMPLETE ASSEMBLY:

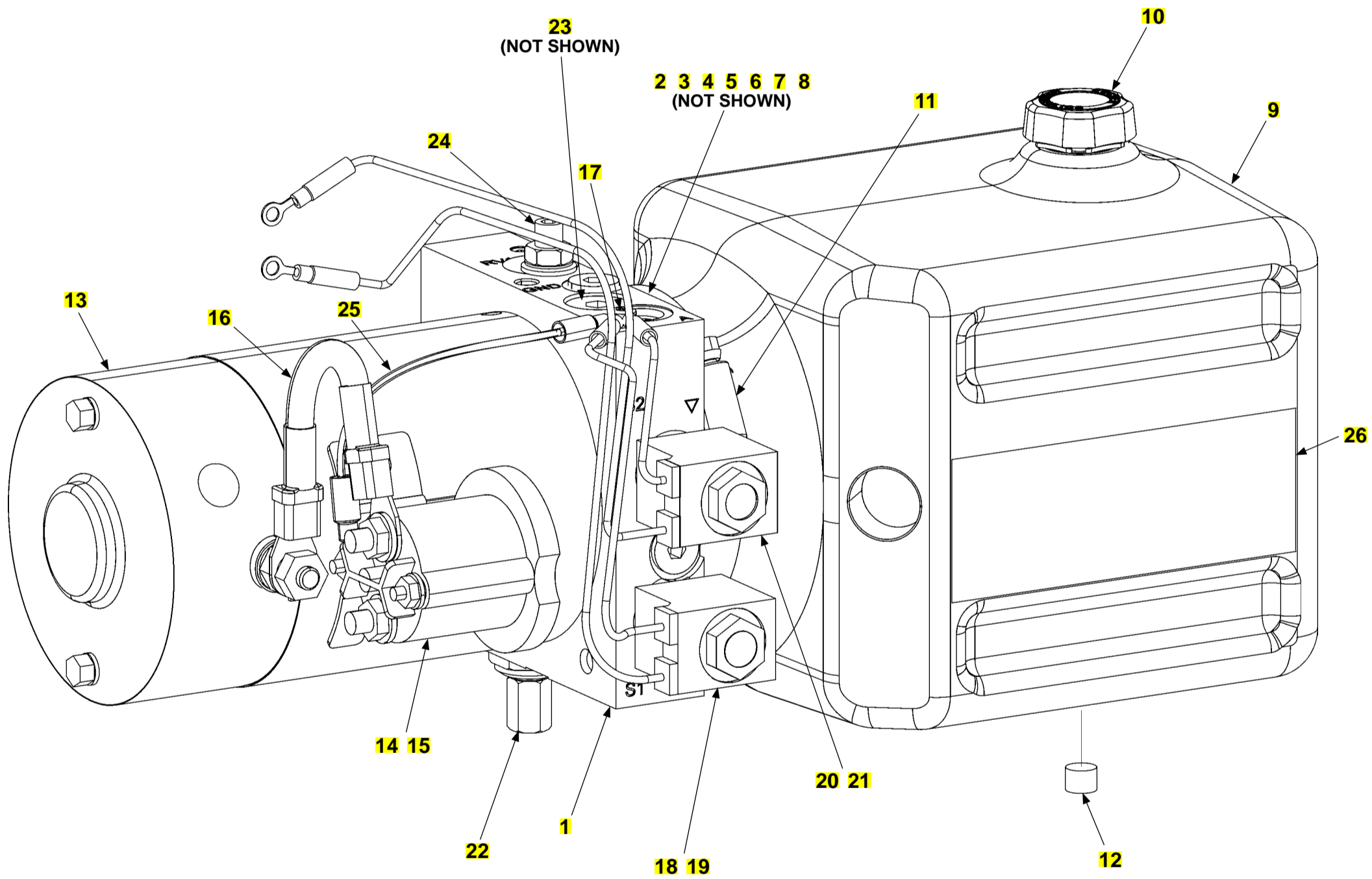
12 VDC POWER UNIT (FOR SINGLE PUMP)

CAUTION

Do not over-tighten the terminal nuts on starter solenoid. For the load terminals, torque nuts to 40 lbs.-in. max. Torque the nuts on #10-32 control terminals 15-20 lbs.-in.

CAUTION

To prevent damage when installing 2-way valves, torque valve cartridge nut to 30 lbs.-in. max.



12 VDC POWER UNIT (FOR SINGLE PUMP)

ITEM	QTY.	PART NO.	DESCRIPTION
REF	1	298281-01	12 VDC POWER UNIT, 204, H/DUTY
1	1	290151	BASE ASSY, M3551,MOD,STD MTR
2	1	290159	O-RING, RESERVOIR, 3.75X4.0X.13-240
3	1	290160	SEAL, SHAFT, HEAVY DUTY
4	1	297565	O-RING,0.50 X 0.63 X 0.06 -014
5	1	290150	PUMP ASSY, QM,MDLR,DC,BRGS BLD RSV
6	1	290141	TUBE, SUCT 90,H/MT,M-400, 3/8NPT
7	1	269331	FILTER, SCREEN M-SERIES SUCT.
8	1	290143	TUBE, RETURN, 90 DEG, 1/8NPT, 3 3/8
9	1	290145	RESV, PLATIC, 6.7X6.7X9.0,H/MT
10	1	287281	PLUG,RESEV,BREATHER-FILLER
11	1	287277	CLAM,HOSE,WORM GEAR RSV, M-SER
12	1	287282	PLUG.SAE O-RING, 9/16-18, HEX, SO
13	1	290198	MOTOR,DC,12V,4.5 IN, 1TRM,LONG
14	1	269339	SWITCH,SOL ACT MTR ST, 12 VDC
15	2	269340	SCREW,PAN HD,TORX,10-32X5/16
16	1	287274	CABLE, INSULATED W/LUGS #4G 6"L
17	1	290205	SCREW,SELF TAPPING,10-24 3/8
18	1	290153	CARTRIDGE,4-W/2-P.#8, 1/2IN STEM
19	1	290225	COIL,ASSY, 10VDC W/TERMS (RED END)
20	1	269417	CARTRIDGE,2W/2P,NC,POPPET,4000
21	1	290169	COIL, 10VDC #8, DUAL LEAD, #10 RING(BLK ENDS)
22	1	290171	VALVE MAX VM01 HDM 10 T.30-95
23	1	269346	POPPET ASSY, PRSS CMP FL CNTRL
24	1	290158	VALVE ASSY, R/V, 1001 PSI AND UP
25	1	297547	WIRE ASSY,CNTRL,16AWG,HS,RING
26	1	282927-04	DECAL, OIL LEVEL

24 VDC POWER UNIT

LAST UPDATED
SEPT 2017 to present

COMPLETE PUMP ASSEMBLY:

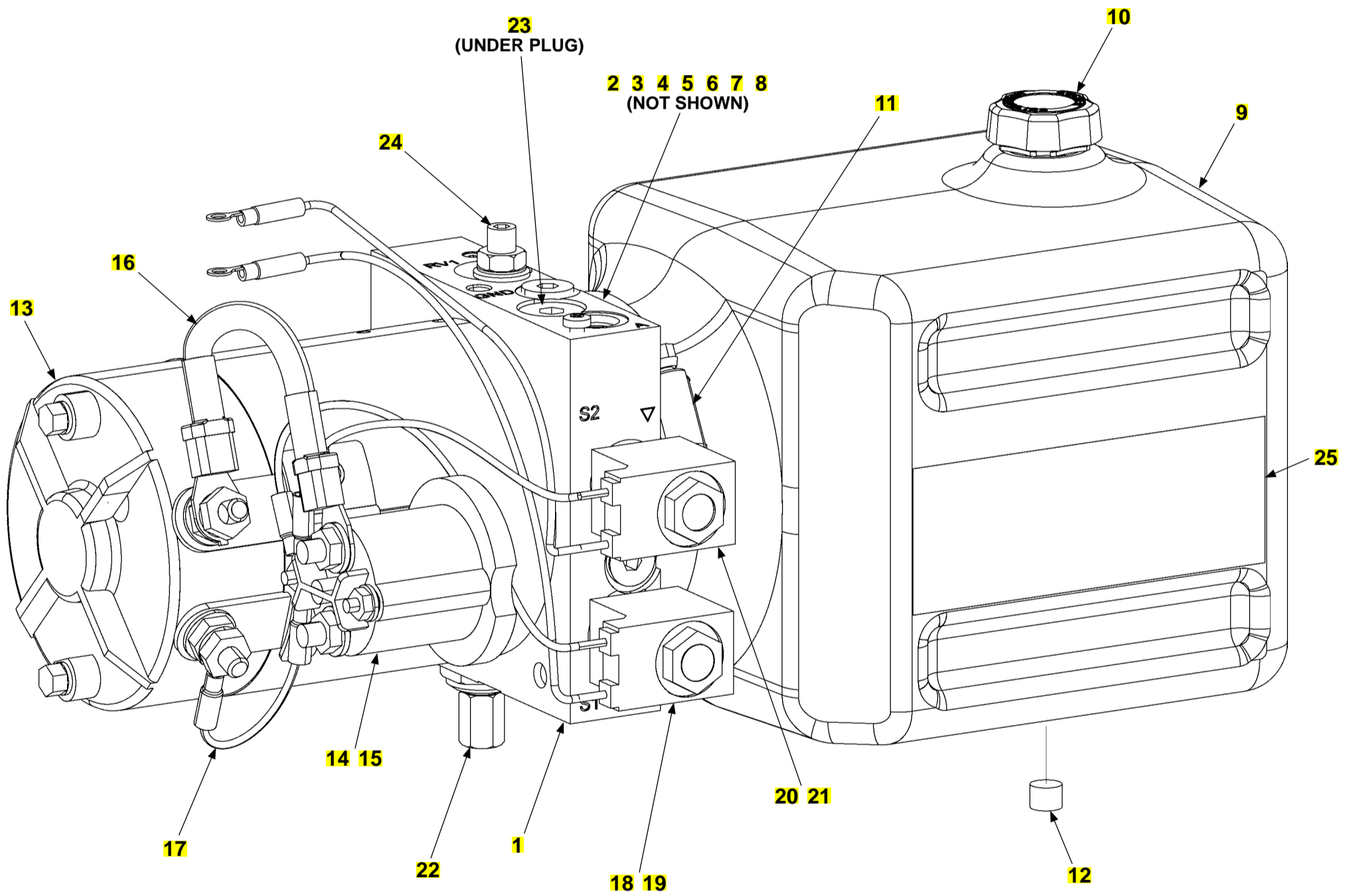
24 VDC POWER UNIT

CAUTION

Do not over-tighten the terminal nuts on starter solenoid. For the load terminals, torque nuts to 40 lbs.-in. max. Torque the nuts on #10-32 control terminals 15-20 lbs.-in.

CAUTION

To prevent damage when installing 2-way valves, torque valve cartridge nut to 30 lbs.-in. max.



24 VDC POWER UNIT

ITEM	QTY.	PART NO.	DESCRIPTION
REF	1	298281-24	24VDC POWER UNIT, 204, H/DUTY
1	1	290151	BASE ASSY, M3551,MOD,STD MTR
2	1	290159	O-RING, RESERVOIR, 3.75X4.0X.13-240
3	1	290160	SEAL, SHAFT, HEAVY DUTY
4	1	297565	O-RING,0.50 X 0.63 X 0.06 -014
5	1	290150	PUMP ASSY, QM,MDLR,DC,BRGS BLD RSV
6	1	290141	TUBE, SUCT 90,H/MT,M-400, 3/8NPT
7	1	269331	FILTER, SCREEN M-SERIES SUCT.
8	1	290143	TUBE, RETURN, 90 DEG, 1/8NPT, 3 3/8
9	1	290145	RESV, PLATIC, 6.7X6.7X9.0,H/MT
10	1	287281	PLUG,RESEV,BREATHER-FILLER
11	1	287277	CLAM,HOSE,WORM GEAR RSV, M-SER
12	1	287282	PLUG.SAE O-RING, 9/16-18, HEX, SO
13	1	269351	MOTOR,DC,24V,4.5in, 1 TERM, LONG
14	1	284080-02	SWITCH, SOLENOID ASSY, 24VDC
15	2	269340	SCREW,PAN HD,TORX,10-32X5/16
16	1	287274	CABLE, INSULATED W/LUGS #4G 6"L
17	1	290227	WIRE ASSY, CNTRL, 16AWG,HS,RING
18	1	290153	CARTRIDGE,4-W/2-P.#8, 1/2IN STEM
19	1	290226	COIL, ASSY, 18VDC W/TERMS, RED
20	1	269417	CARTRIDGE,2W/2P,NC,POPPET,4000
21	1	290168	COIL,18VDC #8, DUAL LEAD, #10RING
22	1	290171	VALVE MAX VM01 HDM 10 T.30-95
23	1	269346	POPPET ASSY, PRSS CMP FL CNTRL
24	1	290158	VALVE ASSY, R/V, 1001 PSI AND UP
25	1	282927-04	DECAL, OIL LEVEL

12 VDC POWER UNIT (FOR DUAL PUMP)

LAST UPDATED
AUG 2019 to present

COMPLETE ASSEMBLY:

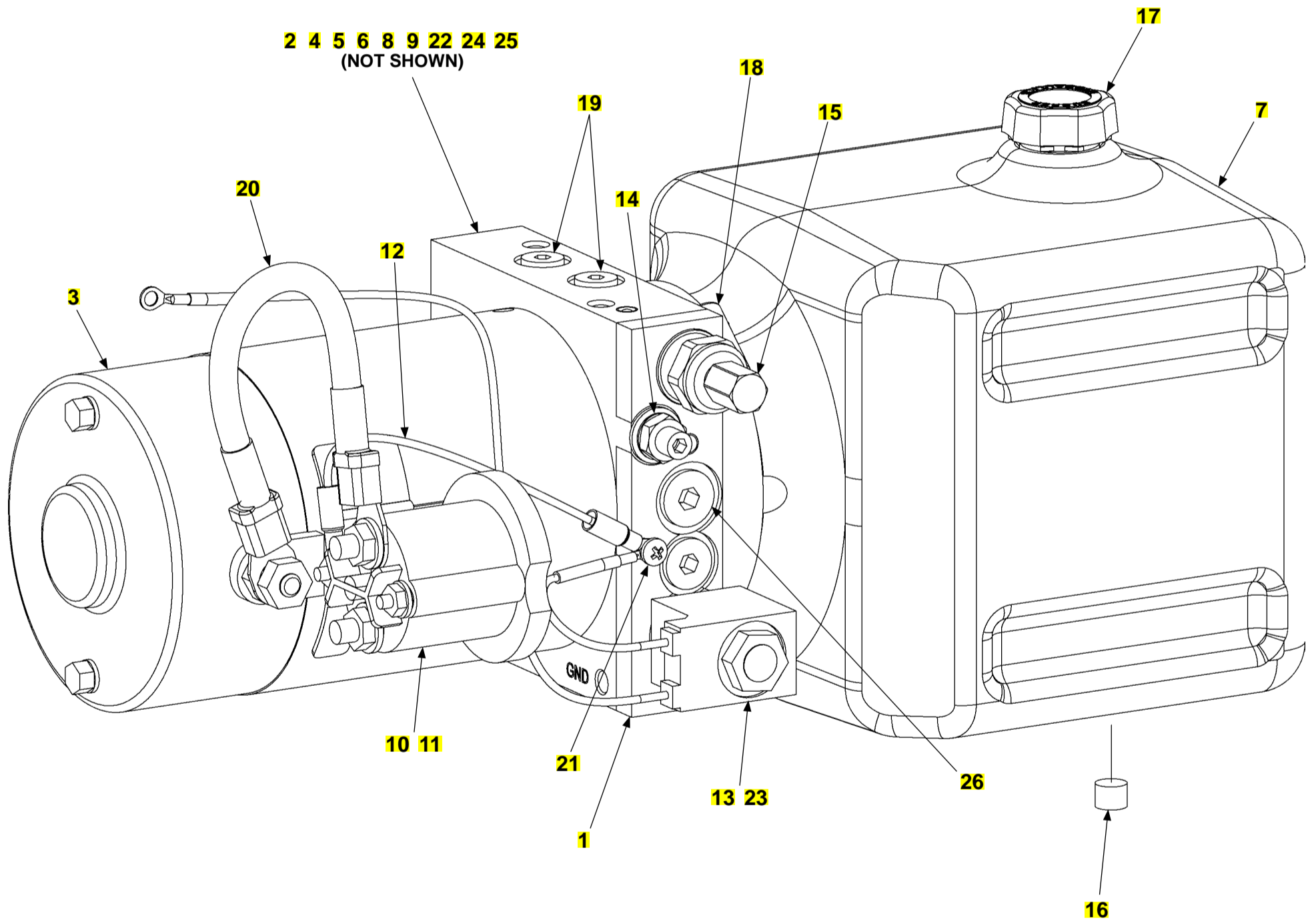
12 VDC POWER UNIT (FOR DUAL PUMP)

CAUTION

Do not over-tighten the terminal nuts on starter solenoid. For the load terminals, torque nuts to 40 lbs.-in. max. Torque the nuts on #10-32 control terminals 15-20 lbs.-in.

CAUTION

To prevent damage when installing 2-way valves, torque valve cartridge nut to 30 lbs.-in. max.



12 VDC POWER UNIT (FOR DUAL PUMP)

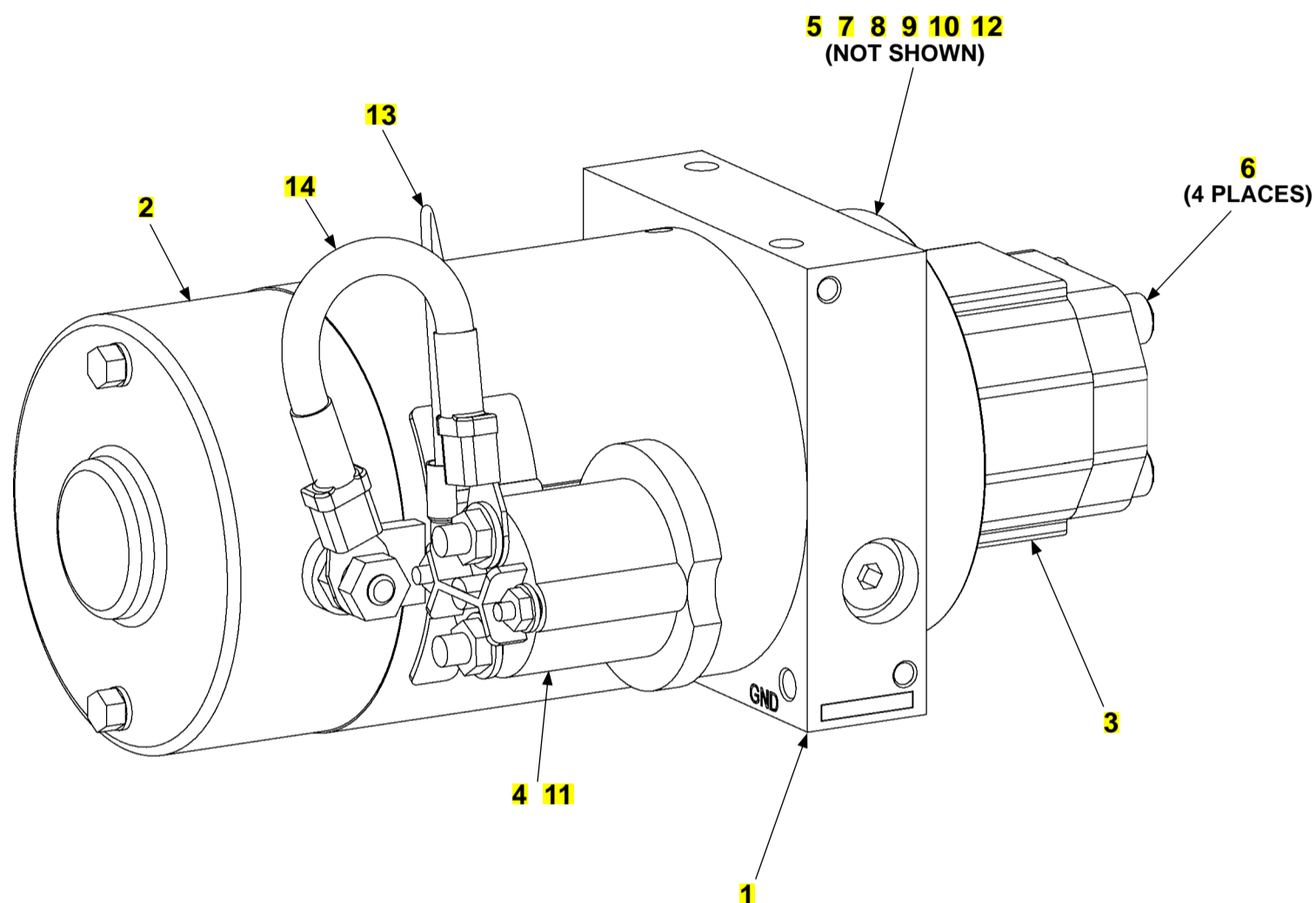
ITEM	QTY.	PART NO.	DESCRIPTION
REF	1	288003-01	12 VDC POWER UNIT
1	1	290196	BASE ASSY,M3541,AP100,9/16 SAE
2	1	297578	PUMP,AP100/2.5,EXT TANG,NOCVRS
3	1	290198	MOTOR,DC,12V,4.5IN,1 TERM,LONG
4	1	269324	O-RING,SHAPED,BASE TO PUMP FRONT END,AP1
5	1	269326	O-RING,SHAPED,REAR COVERD,AP100
6	4	297582	SCREW,SOCKET HEAD CAP,M8 X 75,GRADE 12.9
7	1	290199	RESV,PLASTIC,6.76X6.7X8.25,H/MT
8	4	297564	PIN,DOWEL,5MM X 7MM,AP100
9	2	269331	FILTER,SCREEN M-SERIES SUCT.
10	1	269339	SWITCH,SOL ACT MTR ST,12 VDC
11	3	269340	SCREW,PAN HD,TORX,10-32 X 5/16
12	1	297547	WIRE ASSY,CNTRL,16AWG,HS,RING
13	1	290153	CARTRIDGE,4-W/2-P,#8,1/2IN STEM
14	1	290158	VALVE ASSY,R/V,1001 PSI AND UP
15	1	269338	VALV MAX VM01 HDM10 T.95-210
16	1	287282	PLUG,SAE O-RING,9/16-18,HEX,SO
17	1	287281	PLUG,RESEV,BREATH-FILLER
18	1	287277	CLAMP,HOSE,WORK GEAR,RSV,M-SER
19	2	297585	PLUG,SAE O-RING,7/16-20,HEX,SO
20	1	287274	CABLE,INSULATED W/LUGS #4G 6L
21	1	290205	SCREW,SELF TAPPING,10-24 3/8
22	1	269328	COVER,REAR,AP100 309,.375 NPT
23	1	290169	COIL,10 VDC #8, DUAL LEAD,#10RING
24	1	295577	TUBE,SUCTION,90 DGR,3/8NPT
25	1	297576	TUBE,90 DEG,3/8 NPTF,EXPD END
26	1	908301-01	PLUG, HOLLOW HEX, M14X1.5

12 VDC POWER UNIT (DUAL PUMP)

LAST UPDATED
AUG 2019 to present

COMPLETE ASSEMBLY:

12 VDC POWER UNIT (DUAL PUMP)



ITEM	QTY.	PART NO.	DESCRIPTION
REF	1	288004-01	12 VDC POWER UNIT, DUAL PUMP
1	1	290206	BASE ASSY,M3400,AP100,STD MTR
2	1	290198	MOTOR,DC,12V,4.5IN,1 TERM,LONG
3	1	297578	PUMP,AP100/2.5,EXT TANG,NOCVRS
4	1	269339	SWITCH,SOL ACT MTR ST,12 VDC
5	1	297562	COVER,REAR,AP100,MACHINED,EXTR
6	4	297561	SCREW,SOCKET HEAD CAP,M8 X 80,GRADE 12.9
7	4	297564	PIN,DOWEL,5MM X 7MM,AP100
8	1	269324	O-RING,SHAPED,BASE TO PUMP FRONT END,AP1
9	1	269326	O-RING,SHAPED,REAR COVER,AP100
10	2	297553	O-RING,0.63 X 0.75 X 0.06 -016
11	2	269340	SCREW,PAN HD,TORX,10-32 X 5/16
12	2	297554	SCREW,5/16-18X5 1/2,H.HD.CAP,GR.8
13	1	297833	WIRE ASSY,CNTRL,16AWG,HS,RING
14	1	287274	CABLE,INSULATED W/LUGS #4G 6L

NOTE: Preferred decal layout is shown. Decals on the Liftgate are attached at the factory. If vehicle does not permit this layout, decals in the manual and decal kit must be applied so that they are easily visible when approaching vehicle to operate Liftgate. Use good common sense when locating these decals on vehicle.

SAFETY INSTRUCTIONS
Read all decals and operation manual before operating liftgate.

1. Do not use liftgate unless you have been properly instructed and have read, and are familiar with, the operating instructions.
2. Be certain vehicle is properly and securely braked before using the liftgate.
3. Always inspect this liftgate for maintenance or damage before using it. Do not use liftgate if it shows any sign of damage or improper maintenance.
4. Do not overload
5. Make certain the area in which the platform will open and close is clear before opening or closing the platform.
6. Make certain platform area, including the area in which loads may fall from platform, is clear before and at all times during operation of liftgate.
7. This liftgate is intended for loading and unloading of cargo only. Do not use this liftgate for anything but its intended use.

A

WARNING
Read this information carefully.

- Improper operation of this Liftgate can result in serious personal injury. If you do not have a copy of the operating instructions, please obtain them from your employer, distributor, or lessor before you attempt to operate Liftgate.
- If there are signs of improper maintenance, damage to vital parts, or slippery platform surface, do not use the Liftgate until these problems have been corrected.
- If you are using a pallet jack, be sure it can be maneuvered safely.
- Do not operate a forklift on the platform.
- Do not allow any part of yours or your helper's body to be placed under, within, or around any portion of the moving Liftgate, or its mechanisms, or in a position that would trap them between the platform and the ground or truck when the Liftgate is operated.
- If a helper is riding the platform with you, make sure you are both doing so safely and that you are not in danger of coming in contact with any moving or potentially moving obstacles.
- **USE GOOD COMMON SENSE.**
- If load appears to be unsafe, do not lift or lower it.

For a free copy of other manuals that pertain to this model Liftgate, please visit our website at www.maxonlift.com or call Customer Service at (800) 227-4116.

B

WARNING

Liftgate hazards can result in crushing or falling.
Keep hands and feet clear of pinch points.
If riding liftgate, make sure load is stable and footing is solid.

Read and understand all instructions and WARNINGS before use.

C

OPERATING INSTRUCTIONS

Scan this QR code to see operation manual or video.

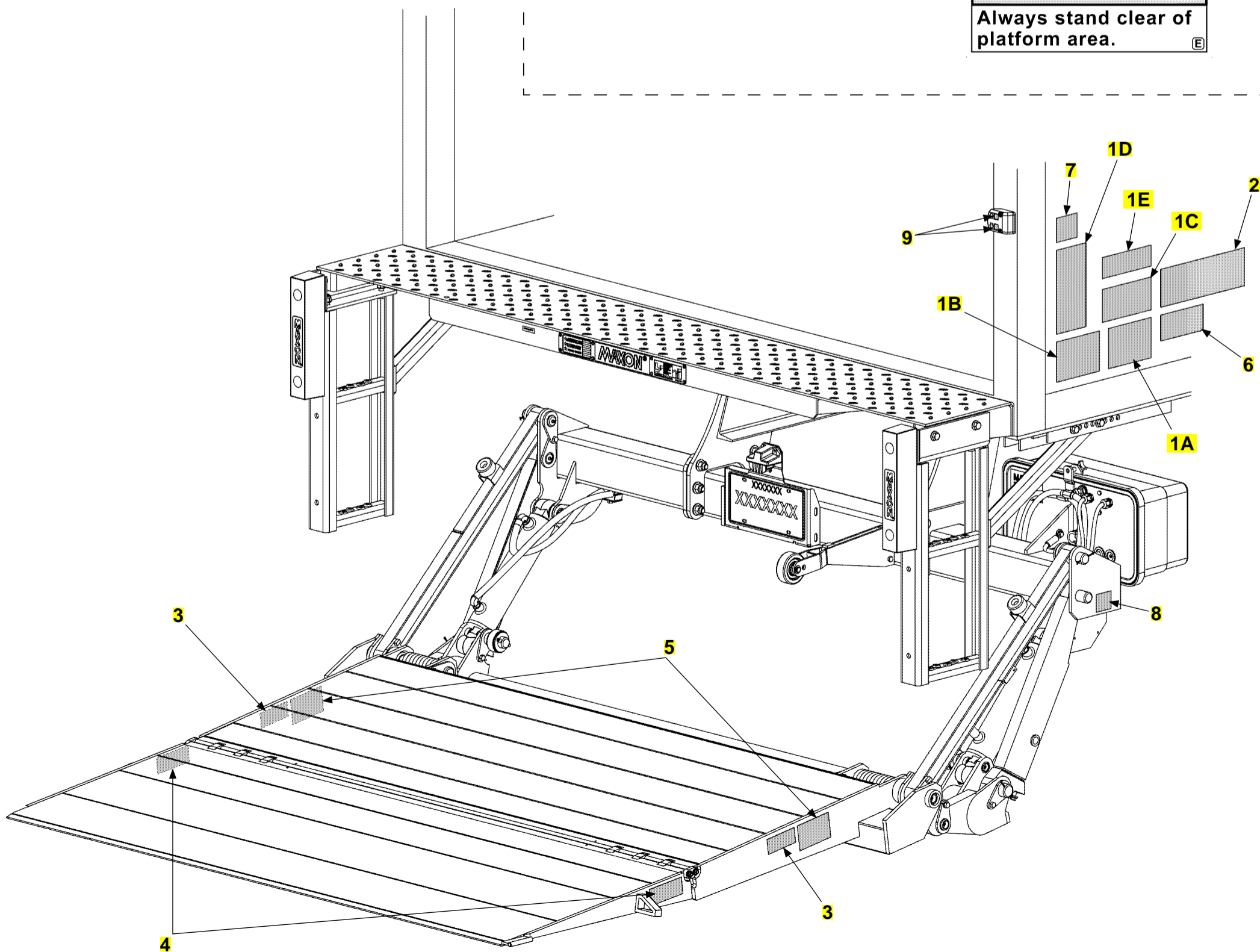
OPERATE	STOW
<p>1 Push control switch.</p>	<p>1 Raise platform 2".</p>
<p>2 Unfold platform.</p>	<p>2 Fold flipover.</p>
<p>3 Unfold flipover.</p>	<p>3 Fold platform.</p>
<p>4 Ramp to ground.</p>	<p>4 Push control switch.</p>
<p>5 Raise / Lower.</p>	<p>5 Liftgate stowed.</p>

D

CAUTION

Always stand clear of platform area.

E



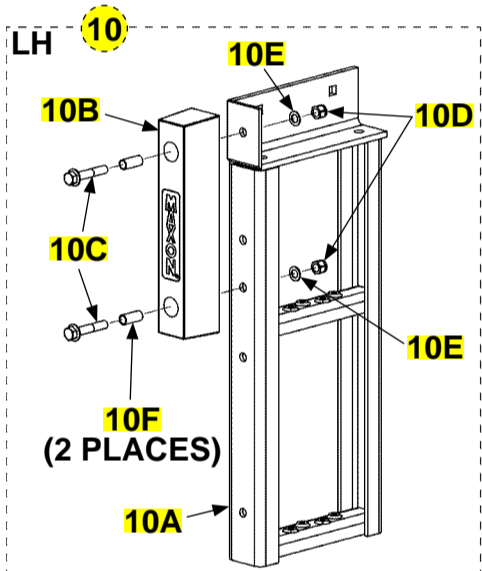
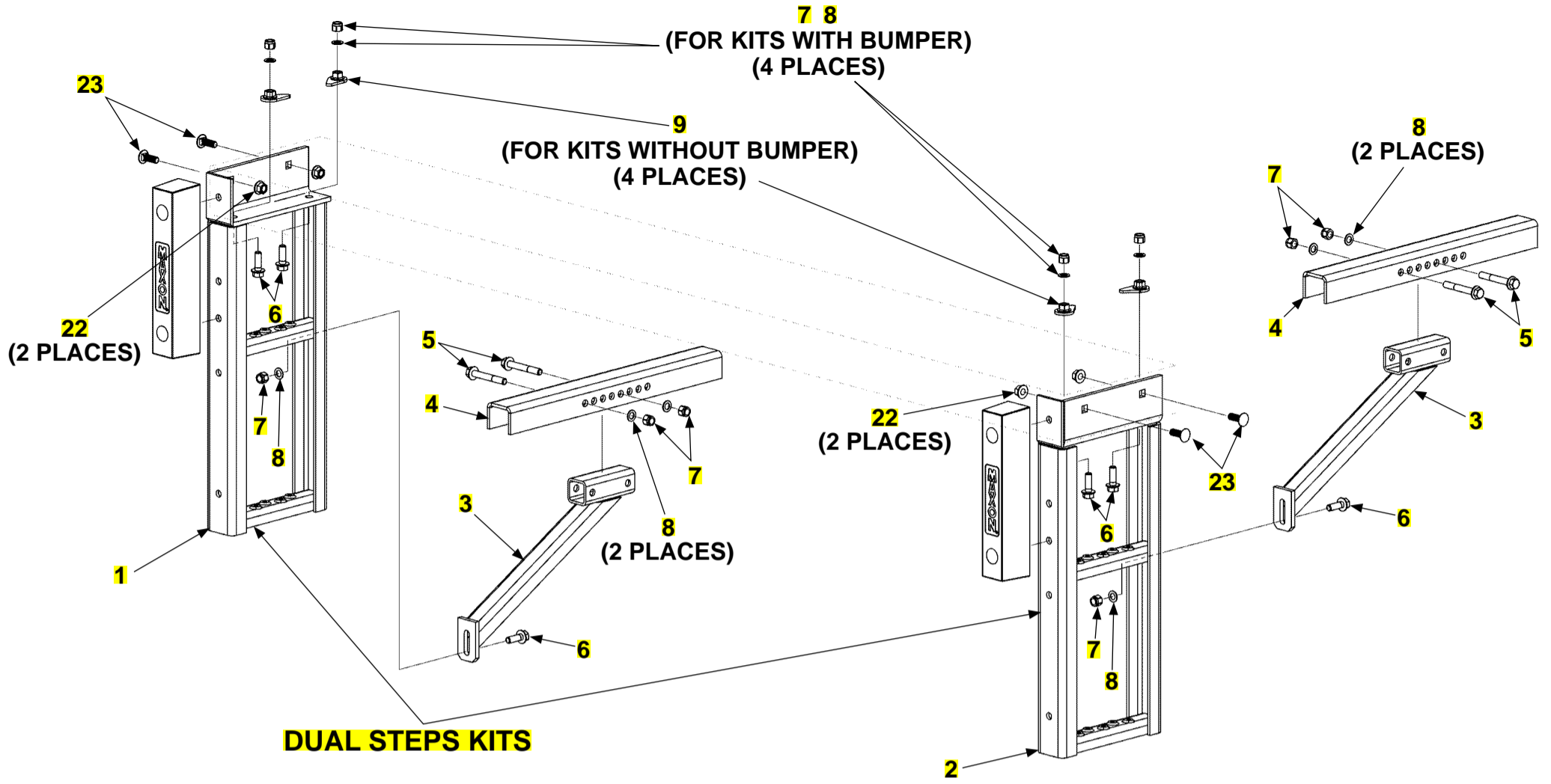
DECALS

ITEM	QTY.	PART NO.	DESCRIPTION
1	1	297205-01	DECAL, SHEET, GPT
1A	1	297205-01	DECAL, SHEET, GPT
1B	1	297205-01	DECAL, SHEET, GPT
1C	1	297205-01	DECAL, SHEET, GPT
1D	1	297205-01	DECAL, SHEET, GPT
1E	1	297205-01	DECAL, SHEET, GPT
2	1	282847-02	DECAL, WARNING, STOW, TUK-A-WAY
3	2	283293-01	MAXGRIP DECAL (KNURLED PLATFORMS, ONLY)
4	2	281189-02	DECAL, WARNING, GPT P-F
5	2	281326-01	DECAL, LOADING INSTR, GPT P-F
6	1	220382	DECAL 2500# CAPACITY
		220388	DECAL 3000# CAPACITY 2X3.75
		296274-01	DECAL, 4000# CAPACITY
		296274-02	DECAL, 5000# CAPACITY
7	1	298634-01	DECAL, MAXON 24/7 SPRT, OPER
8	1	299348-05	DECAL, QR CODE, GPT
9	1	299038-01	DECAL, SHEET, UP AND DOWN BILINGUAL

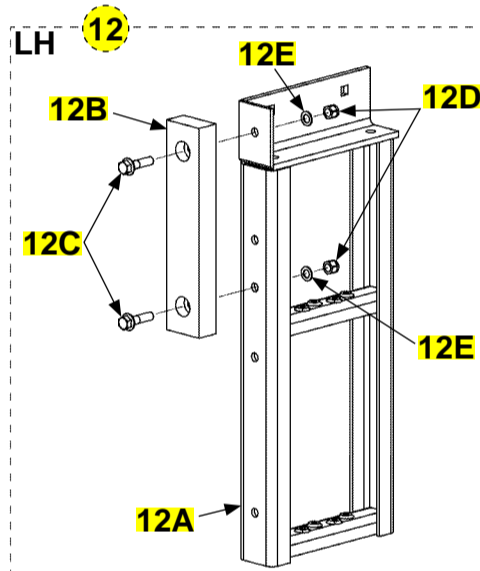
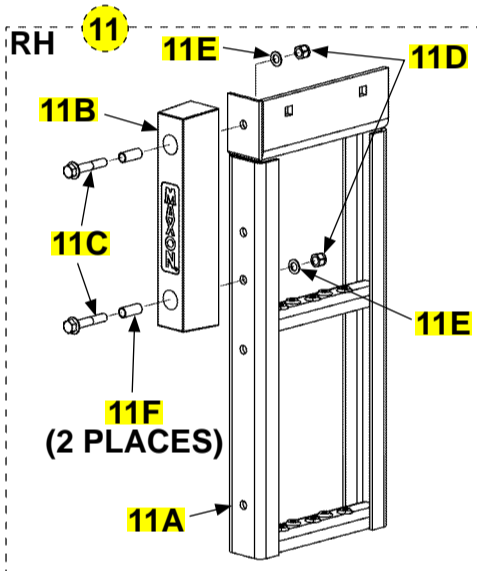
DUAL STEPS KITS

LAST UPDATED
JAN 2018 to present

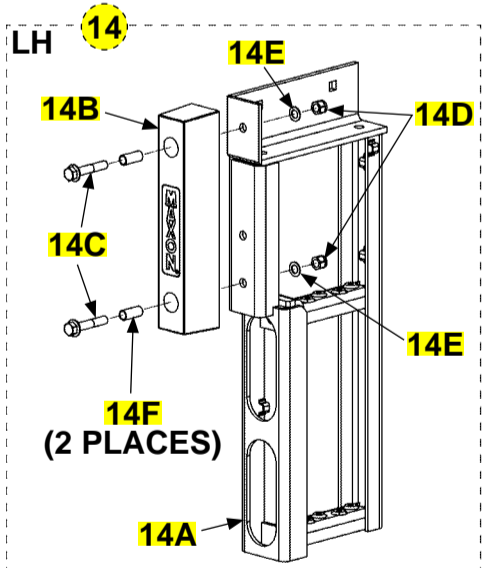
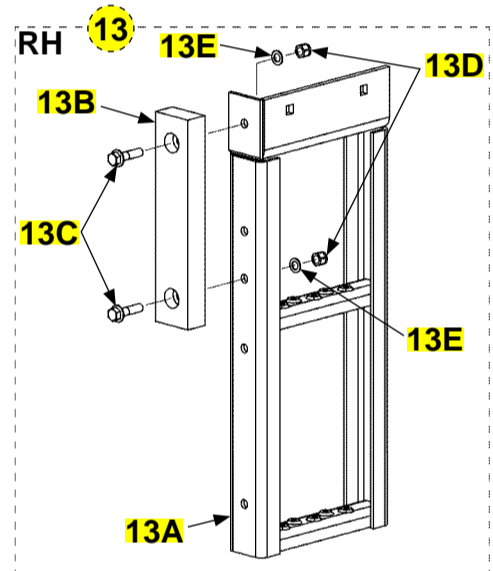
NOTE: Dual steps shown are only compatible with bolt-on extension plates.



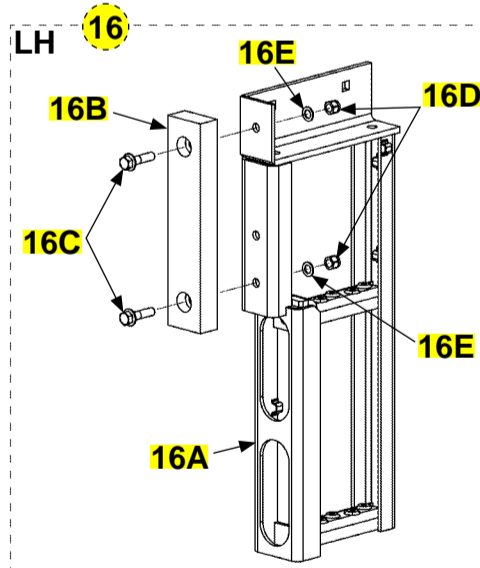
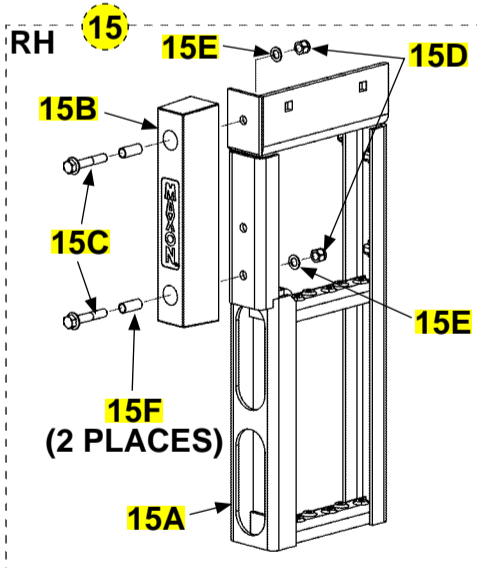
DUAL STEP ASSEMBLY WITH RUBBER BUMPER



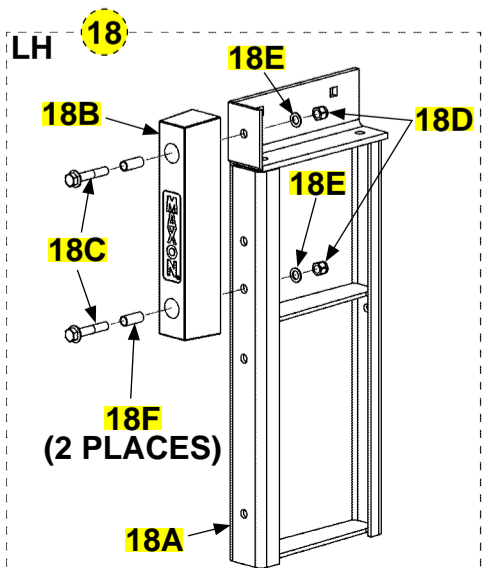
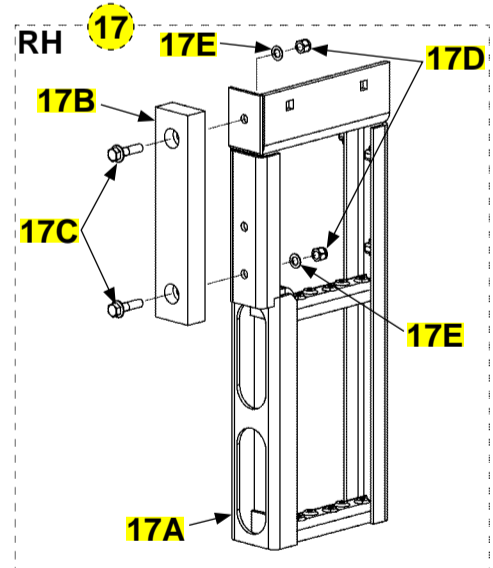
DUAL STEP ASSEMBLY WITH PLASTIC BUMPER



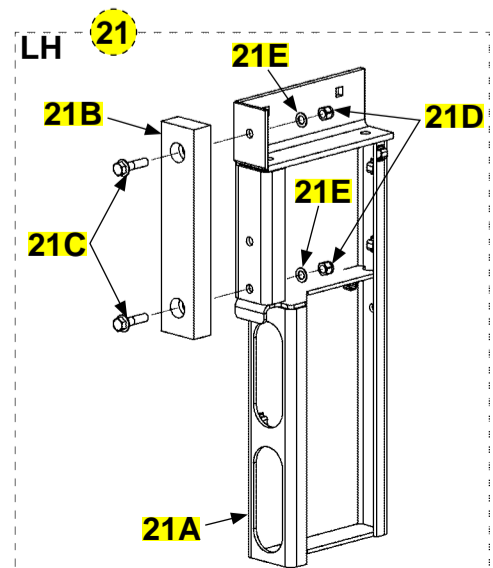
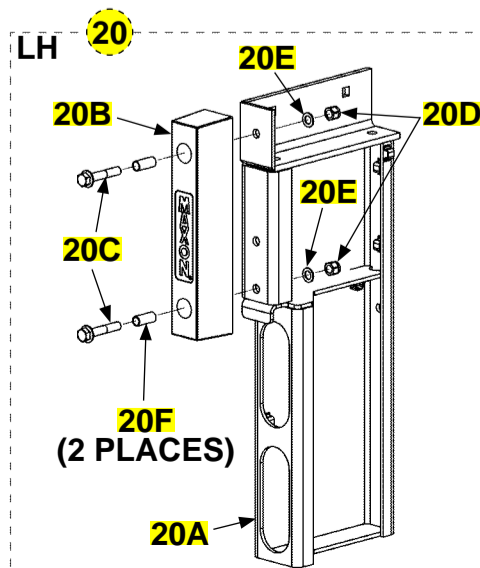
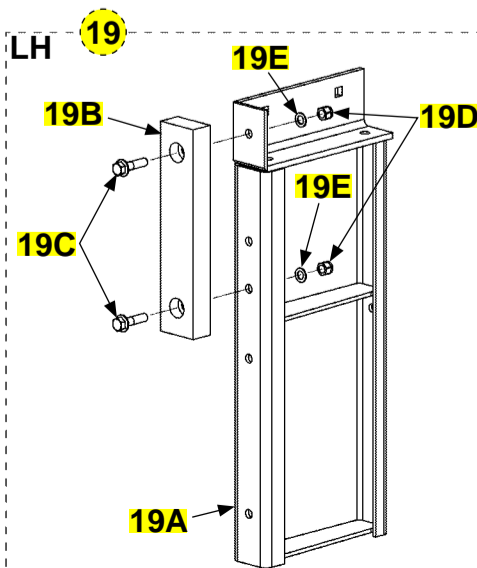
OVAL LIGHT DUAL STEP ASSEMBLY WITH RUBBER BUMPER



OVAL LIGHT DUAL STEP ASSEMBLY WITH PLASTIC BUMPER



DUAL NO STEP ASSEMBLY WITH BUMPER



DUAL STEPS KITS

ITEM	QTY.	PART NO.	DESCRIPTION
REF	1	288705-01	KIT, DUAL STEPS, 14" RBR BMPRS
		288705-01G	KIT, DUAL STEPS, 14" RBR BMPRS, G
		288705-02	KIT, DUAL STEPS, 13.5" PE BMPRS
		288705-02G	KIT, DUAL STEPS, 13.5" PE BMPRS, G
		288705-03	KIT, DUAL STEPS, SS NO/STPS, 14" RBR BMPRS
		288705-03G	KIT, DUAL STEPS, SS NO/STPS, 14" RBR BMPRS,G
		288705-04	KIT, DUAL STEPS, SS NO/STPS, 13.5" PE BMPRS
		288705-04G	KIT, DUAL STEPS, SS NO/STPS, 13.5" PE BMPRS,G
		288705-05	KIT, DUAL STEPS NO BMPRS
		288705-05G	KIT, DUAL STEPS NO BMPRS, G
		288705-06	KIT, DUAL STEPS, SS NO/STEPS,NO BMPRS
		288705-06G	KIT, DUAL STEPS, SS NO/STEPS,NO BMPRS, G
		288705-31	KIT, DUAL STEPS W/LGHT, 14" RBR BMPRS
		288705-31G	KIT, DUAL STEPS W/LGHT, 14" RBR BMPRS, G
		288705-32	KIT, DUAL STEPS W/LGHT, 13.5" PE BMPRS
		288705-32G	KIT, DUAL STEPS W/LGHT, 13.5" PE BMPRS, G
		288705-33	KIT, DUAL STEPS W/LGHT, SS NO/STPS, 14" RBR BMPRS
		288705-33G	KIT, DUAL STEPS W/LGHT, SS NO/STPS, 14" RBR BMPRS,G
		288705-34	KIT, DUAL STEPS W/LGHT, SS NO/STPS, 13.5" PE BMPRS
		288705-34G	KIT, DUAL STEPS W/LGHT, SS NO/STPS, 13.5" PE BMPRS,G
		288705-35	KIT, DUAL STEPS W/LGHT, NO BMPRS
		288705-35G	KIT, DUAL STEPS W/LGHT, NO BMPRS, G
		288705-36	KIT, DUAL STEPS W/LGHT, SS NO/STEPS,NO BMPRS
		288705-36G	KIT, DUAL STEPS W/LGHT, SS NO/STEPS,NO BMPRS, G
1	1	288675-01	DUAL STEP WLDM, L
		288675-01G	DUAL STEP WLDMT, LH,G
		288675-03	DUAL STEP WLDMT, NO STEP, LH
		288675-03G	DUAL STEP WLDMT, NO STEP, LH, G
		288675-31	DUAL STEP WLDMT, W/OVL LGHT, LH
		288675-31G	DUAL STEP WLDMT, W/OVL LGHT, LH,G
		288675-33	DUAL STEP WLDMT, W/OVL LGHT, NO STP, LH
		288675-33G	DUAL STEP WLDMT, W/OVL LGHT, NO STP, LH,G
2	1	288675-02	DUAL STEP WLDMT, RH
		288675-02G	DUAL STEP WLDMT, RH,G
		288675-32	DUAL STEP WLDMT, W/OVL LGHT, RH
		288675-32G	DUAL STEP WLDMT, W/OVL LGHT, RH, G
3	2	288688-01	SUPPORT WLDMT, STEPS
		288688-01G	SUPPORT WLDMT, STEPS, GAL
4	2	288419-01	CHANNEL, STEP MOUNT
5	4	901024-10	BOLT HEX FRAME .5-13X3.5"LG
6	6	901024-5	BOLT HEX FRAME .5-13X1.5"LG
7	10	901010	NUT, NYLON LOCK 1/2-13 ZC
8	10	902000-14	WASHER, FLAT .500X.063 THK
9	4	283700-01	TEAR DROP WLDMT
10	1	288690-01	DUAL STEP ASSY, LH, 14"RBR BMPR
		288690-01G	DUAL STEP ASSY, LH, 14"RBR BMPR,G
10A	1	288675-01	DUAL STEP WLDMT, LH
		288675-01G	DUAL STEP WLDMT, LH, G
10B	1	905344-02	BUMPER,RUBBER, BLK 2.5X3X14
10C	2	901024-9	BOLT HEX FRAME .5-13X2.75"LG
10D	2	901010	NUT, NYLON LOCK 1/2-13 ZC
10E	2	902000-14	WASHER, FLAT .500X.063 THK
10F	2	092036-10	RD MECH TUBE.625ODX.058WX1.44L
11	1	288690-02	DUAL STEP ASSY, RH, 14"RBR BMPR
		288690-02G	DUAL STEP ASSY, RH, 14"RBR BMPR,G
11A	1	288675-02	DUAL STEP WLDMT, RH
		288675-02G	DUAL STEP WLDMT, RH, G
11B	1	905344-02	BUMPER,RUBBER, BLK 2.5X3X14
11C	2	901024-9	BOLT HEX FRAME .5-13X2.75"LG
11D	2	901010	NUT, NYLON LOCK 1/2-13 ZC
11E	2	902000-14	WASHER, FLAT .500X.063 THK
11F	2	092036-10	RD MECH TUBE.625ODX.058WX1.44L

DUAL STEPS KITS - Continued

ITEM	QTY.	PART NO.	DESCRIPTION
12	1	288690-03	DUAL STEP ASSY, LH, 13.5"PE BMPR
		288690-03G	DUAL STEP ASSY, LH, 13.5"PE BMPR,G
12A	1	288675-01	DUAL STEP WLDMT, LH
		288675-01G	DUAL STEP WLDMT, LH, G
12B	1	905386-01	BUMPER,PLASTIC, 1.5 X 2.85 X13.5 LG
12C	2	901024-7	BOLT HEX FRAME .5-13X2"LG
12D	2	901010	NUT, NYLON LOCK 1/2-13 ZC
12E	2	902000-14	WASHER, FLAT .500X.063 THK
13	1	288690-04	DUAL STEP ASSY, RH, 13.5"PE BMPR
		288690-04G	DUAL STEP ASSY, RH, 13.5"PE BMPR,G
13A	1	288675-02	DUAL STEP WLDMT, RH
		288675-02G	DUAL STEP WLDMT, RH, G
13B	1	905386-01	BUMPER,PLASTIC, 1.5 X 2.85 X13.5 LG
13C	2	901024-7	BOLT HEX FRAME .5-13X2"LG
13D	2	901010	NUT, NYLON LOCK 1/2-13 ZC
13E	2	902000-14	WASHER, FLAT .500X.063 THK
14	1	288690-31	DUAL STEP ASSY, O/LGHT, LH, 14"RBR BMPR
		288690-31G	DUAL STEP ASSY, O/LGHT, LH, 14"RBR BMPR, G
14A	1	288675-31	DUAL STEP WLDMT,W/OVL LGHT, LH
		288675-31G	DUAL STEP WLDMT,W/OVL LGHT, LH, G
14B	1	905344-02	BUMPER,RUBBER, BLK 2.5X3X14
14C	2	901024-9	BOLT HEX FRAME .5-13X2.75"LG
14D	2	901010	NUT, NYLON LOCK 1/2-13 ZC
14E	2	902000-14	WASHER, FLAT .500X.063 THK
14F	2	092036-10	RD MECH TUBE.625ODX.058WX1.44L
15	1	288690-32	DUAL STEP ASSY, O/LGHT, RH, 14"RBR BMPR
		288690-32G	DUAL STEP ASSY, O/LGHT, RH, 14"RBR BMPR,G
15A	1	288675-32	DUAL STEP WLDMT,W/OVL LGHT, RH
		288675-32G	DUAL STEP WLDMT,W/OVL LGHT, RH, G
15B	1	905344-02	BUMPER,RUBBER, BLK 2.5X3X14
15C	2	901024-9	BOLT HEX FRAME .5-13X2.75"LG
15D	2	901010	NUT, NYLON LOCK 1/2-13 ZC
15E	2	902000-14	WASHER, FLAT .500X.063 THK
15F	2	092036-10	RD MECH TUBE.625ODX.058WX1.44L
16	1	288690-33	DUAL STEP ASSY, O/LGHT, LH, 13.5"PE BMPR
		288690-33G	DUAL STEP ASSY, O/LGHT, LH, 13.5"PE BMPR,G
16A	1	288675-31	DUAL STEP WLDMT,W/OVL LGHT, LH
		288675-31G	DUAL STEP WLDMT,W/OVL LGHT, LH, G
16B	1	905386-01	BUMPER,PLASTIC, 1.5 X 2.85 X13.5 LG
16C	2	901024-7	BOLT HEX FRAME .5-13X2"LG
16D	2	901010	NUT, NYLON LOCK 1/2-13 ZC
16E	2	902000-14	WASHER, FLAT .500X.063 THK
17	1	288690-34	DUAL STEP ASSY, O/LGHT, RH, 13.5"PE BMPR
		288690-34G	DUAL STEP ASSY, O/LGHT, RH, 13.5"PE BMPR,G
17A	1	288675-32	DUAL STEP WLDMT,W/OVL LGHT, RH
		288675-32G	DUAL STEP WLDMT,W/OVL LGHT, RH, G
17B	1	905386-01	BUMPER,PLASTIC, 1.5 X 2.85 X13.5 LG
17C	2	901024-7	BOLT HEX FRAME .5-13X2"LG
17D	2	901010	NUT, NYLON LOCK 1/2-13 ZC
17E	2	902000-14	WASHER, FLAT .500X.063 THK
18	1	288690-05	DUAL NO STEP ASSY, LH, 14"RBR BMPR
		288690-05G	DUAL NO STEP ASSY, LH, 14"RBR BMPR,G
18A	1	288675-03	CHANNEL WLDMT 29.5" LG, NO STEPS, LH
		288675-03G	CHANNEL WLDMT 29.5" LG, NO STEPS, LH, G
18B	1	905344-02	BUMPER,RUBBER, BLK 2.5X3X14
18C	2	901024-9	BOLT HEX FRAME .5-13X2.75"LG
18D	2	901010	NUT, NYLON LOCK 1/2-13 ZC
18E	2	902000-14	WASHER, FLAT .500X.063 THK
18F	2	092036-10	RD MECH TUBE.625ODX.058WX1.44L

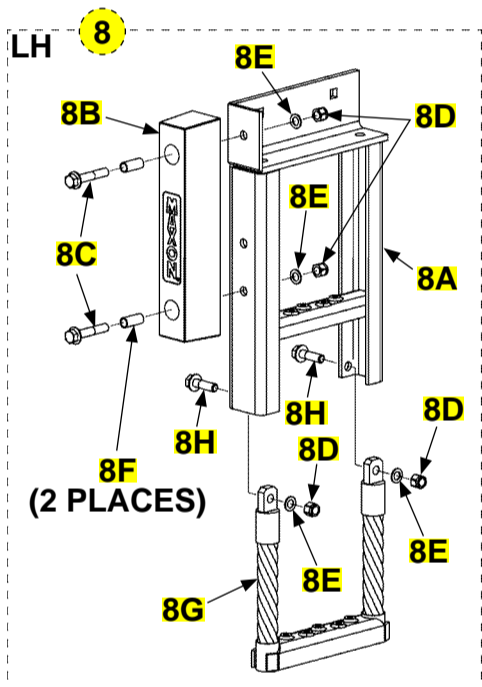
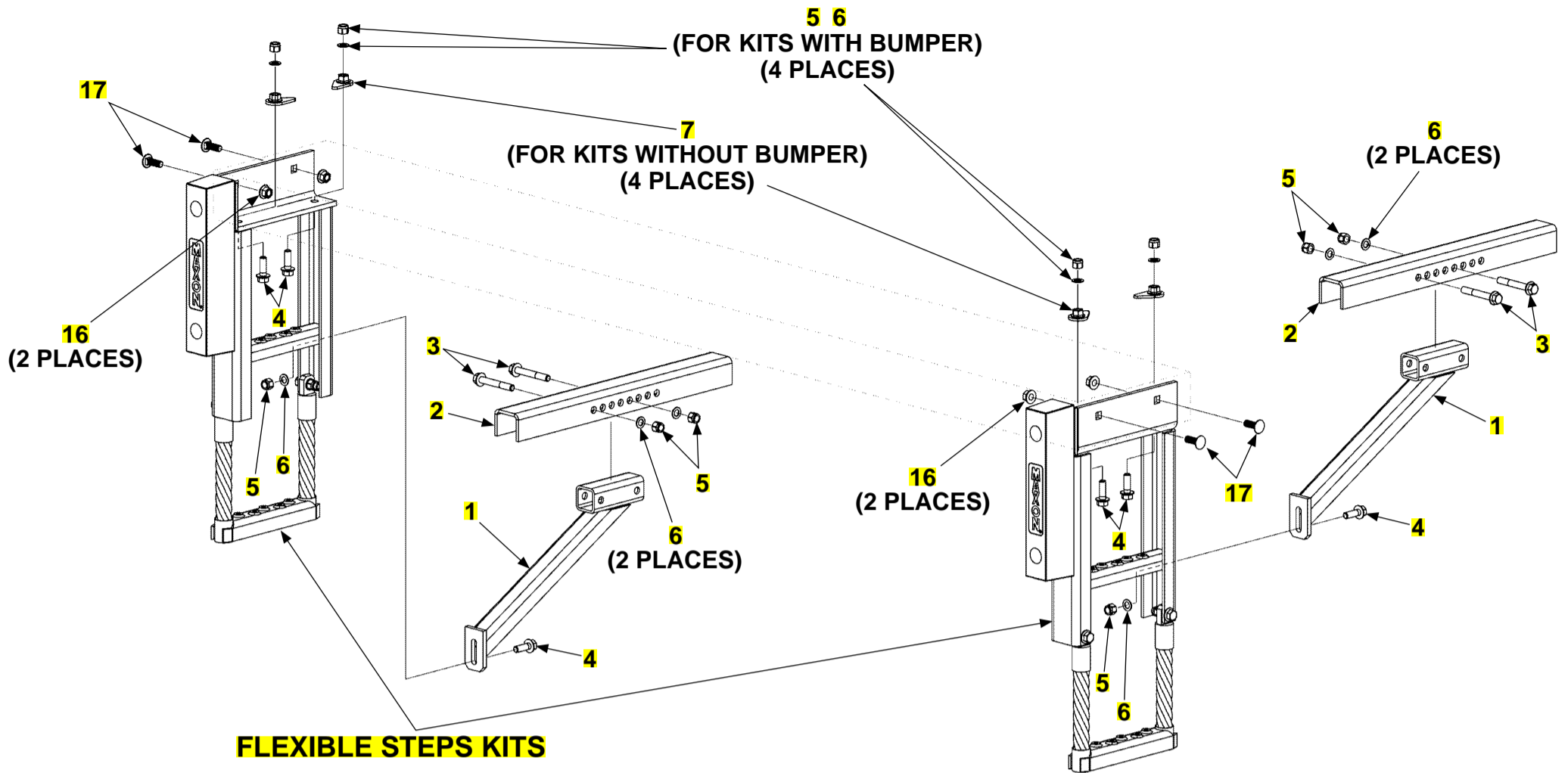
DUAL STEPS KITS - Continued

ITEM	QTY.	PART NO.	DESCRIPTION
19	1	288690-06	DUAL NO STEP ASSY, LH, 13.5"PE BMPR
		288690-06G	DUAL NO STEP ASSY, LH, 13.5"PE BMPR,G
19A	1	288675-03	CHANNEL WLDMT 29.5" LG, NO STEPS, LH
		288675-03G	CHANNEL WLDMT 29.5" LG, NO STEPS, LH, G
19B	1	905386-01	BUMPER,PLASTIC, 1.5 X 2.85 X13.5 LG
19C	2	901024-7	BOLT HEX FRAME .5-13X2"LG
19D	2	901010	NUT, NYLON LOCK 1/2-13 ZC
19E	2	902000-14	WASHER, FLAT .500X.063 THK
20	1	288690-35	DUAL NO STEP ASSY, O/LGHT, LH, 14"RBR BMPR
		288690-35G	DUAL NO STEP ASSY,O/LGHT, LH, 14"RBR BMPR,G
20A	1	288675-33	CHNL WLDMT,W/OVL LGHT, NO STEPS, LH
		288675-33G	CHNL WLDMT,W/OVL LGHT, NO STEPS, LH, G
20B	1	905344-02	BUMPER,RUBBER, BLK 2.5X3X14
20C	2	901024-9	BOLT HEX FRAME .5-13X2.75"LG
20D	2	901010	NUT, NYLON LOCK 1/2-13 ZC
20E	2	902000-14	WASHER, FLAT .500X.063 THK
20F	2	092036-10	RD MECH TUBE.625ODX.058WX1.44L
21	1	288690-36	DUAL NO STEP ASSY, O/LGHT, LH, 13.5"PE BMPR
		288690-36G	DUAL NO STEP ASSY,O/LGHT, LH, 13.5"PE BMPR,G
21A	1	288675-33	CHNL WLDMT,W/OVL LGHT, NO STEPS, LH
		288675-33G	CHNL WLDMT,W/OVL LGHT, NO STEPS, LH, G
21B	1	905386-01	BUMPER,PLASTIC, 1.5 X 2.85 X13.5 LG
21C	2	901024-7	BOLT HEX FRAME .5-13X2"LG
21D	2	901010	NUT, NYLON LOCK 1/2-13 ZC
21E	2	902000-14	WASHER, FLAT .500X.063 THK
22	4	901023	FLANGE LOCK NUT
23	4	900820-01	CARRIAGE BOLT SQUARE 1/2"-13

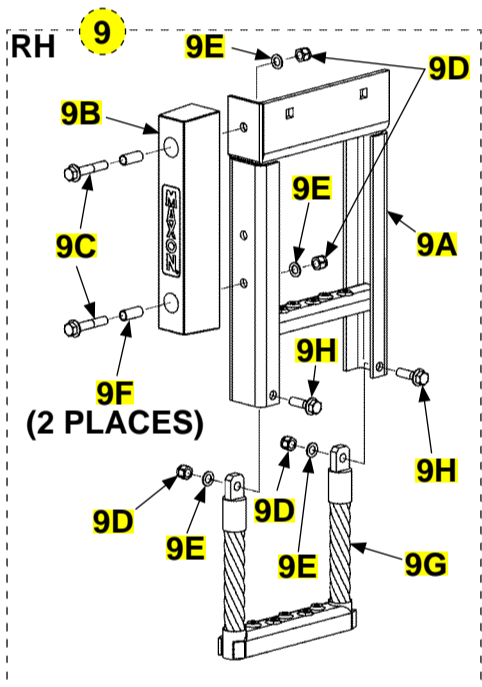
FLEXIBLE STEPS KITS

LAST UPDATED
JAN 2018 to present

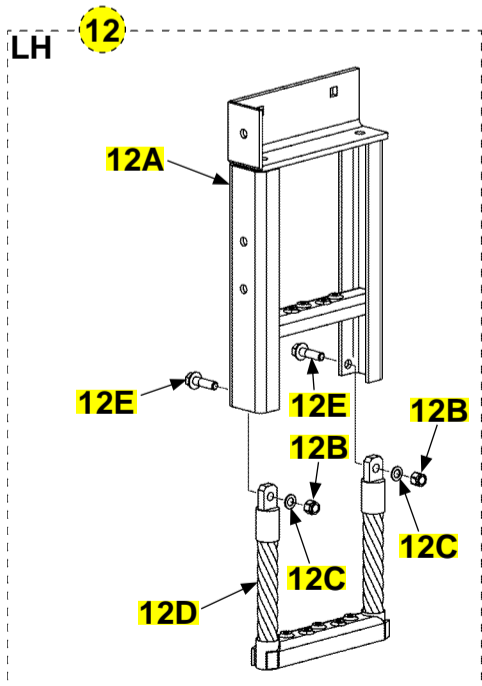
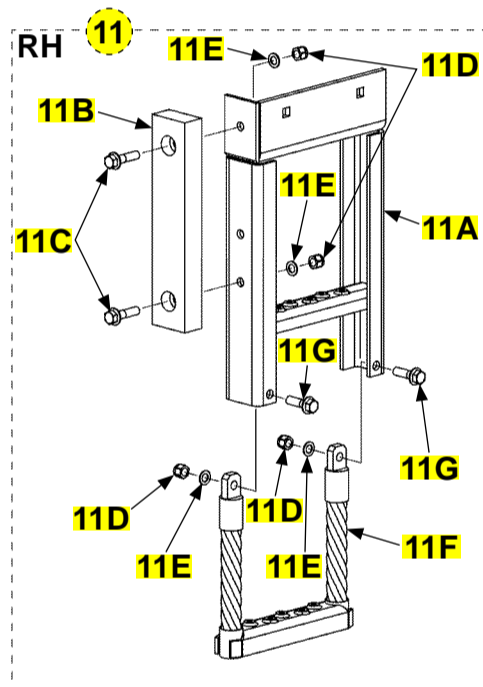
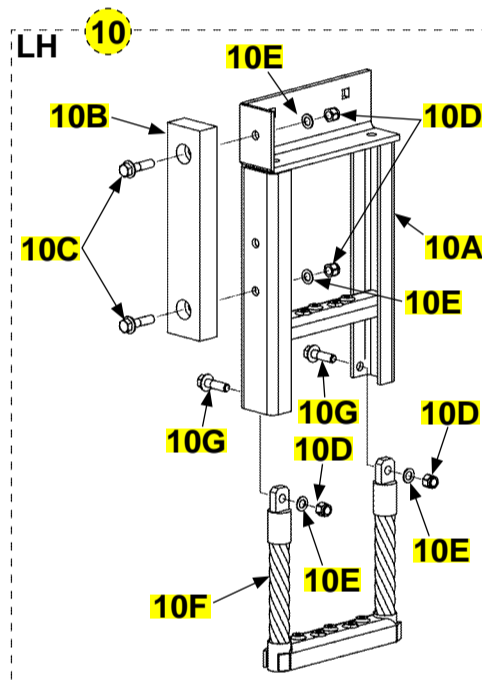
NOTE: Dual steps shown are only compatible with bolt-on extension plates.



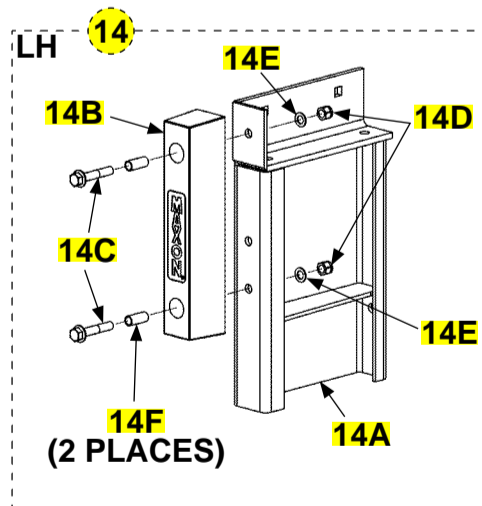
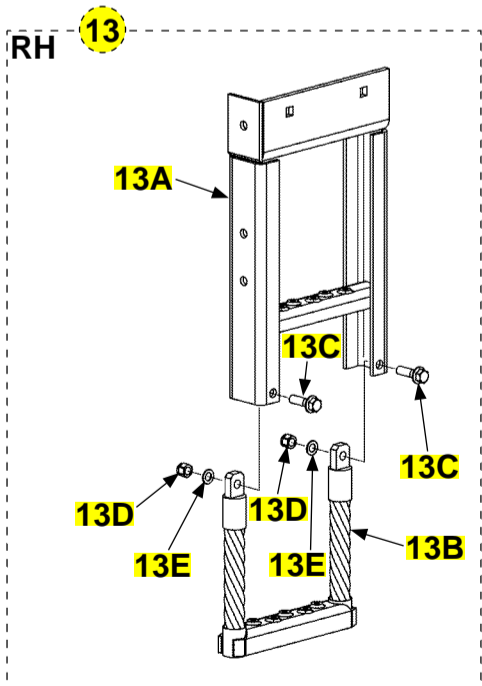
FLEXIBLE STEP ASSEMBLY WITH RUBBER BUMPER



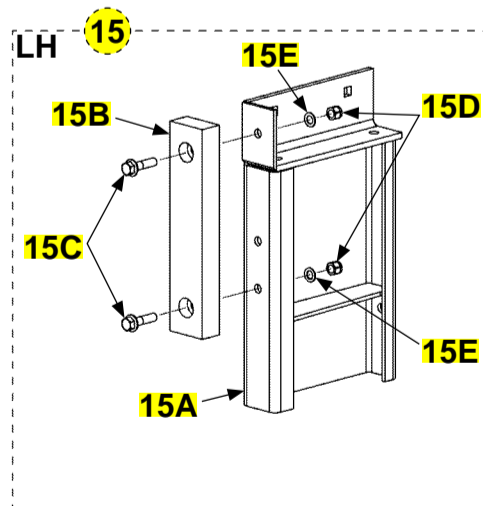
FLEXIBLE STEP ASSEMBLY WITH PLASTIC BUMPER



FLEXIBLE STEP ASSEMBLY WITH NO RUBBER BUMPER



SINGLE NO STEP ASSEMBLY WITH BUMPER



FLEXIBLE STEPS KITS

ITEM	QTY.	PART NO.	DESCRIPTION
REF	1	288705-21	KIT, DUAL FLX STEPS, 14" RBR BMPR
		288705-21G	KIT, DUAL FLX STEPS, 14" RBR BMPR, G
		288705-22	KIT, DUAL FLX STEPS, 13.5" PE BMPR
		288705-22G	KIT, DUAL FLX STEPS, 13.5" PE BMPR, G
		288705-23	KIT, DUAL FLX STEPS, SS NO/STPS, 14" RBR BMPRS
		288705-23G	KIT, DUAL FLX STEPS, SS NO/STPS, 14" RBR BMPRS,G
		288705-24	KIT, DUAL FLX STEPS, SS NO/STPS, 13.5" PE BMPRS
		288705-24G	KIT, DUAL FLX STEPS, SS NO/STPS, 13.5" PE BMPRS,G
		288705-25	KIT, DUAL FLX STEPS NO BMPRS
		288705-25G	KIT, DUAL FLX STEPS NO BMPRS, G
		288705-26	KIT, DUAL FLX STEPS, SS NO/STPS, NO BMPRS
		288705-26G	KIT, DUAL FLX STEPS, SS NO/STPS, NO BMPRS,G
1	2	288688-01	SUPPORT WLDMT, STEPS
		288688-01G	SUPPORT WLDMT, STEPS, GAL
2	2	288419-01	CHANNEL, STEP MOUNT
3	4	901024-10	BOLT HEX FRAME .5-13X3.5"LG
4	6	901024-5	BOLT HEX FRAME .5-13X1.5"LG
5	10	901010	NUT, NYLON LOCK 1/2-13 ZC
6	10	902000-14	WASHER, FLAT .500X.063 THK
7	4	283700-01	TEAR DROP WLDMT
8	1	288690-21	DUAL STEP ASSY, FLEX, LH, 14"RBR BMPR
		288690-21G	DUAL STEP ASSY, FLEX, LH, 14"RBR BMPR,G
8A	1	288675-21	DUAL STEP WLDMT, FLEX, LH
		288675-21G	DUAL STEP WLDMT, FLEX, LH, G
8B	1	905344-02	BUMPER,RUBBER, BLK 2.5X3X14
8C	2	901024-9	BOLT HEX FRAME .5-13X2.75"LG
8D	4	901010	NUT, NYLON LOCK 1/2-13 ZC
8E	4	902000-14	WASHER, FLAT .500X.063 THK
8F	2	092036-10	RD MECH TUBE.625ODX.058WX1.44L
8G	1	288680-01	STEP WLDMT, FLEXIBLE, LOWER
8H	2	901024-2	BOLT HEX FRAME .5-13X1.75"LG
9	1	288690-22	DUAL STEP ASSY, FLEX, RH, 14"RBR BMPR
		288690-22G	DUAL STEP ASSY, FLEX, RH, 14"RBR BMPR,G
9A	1	288675-22	DUAL STEP WLDMT, FLEX, RH
		288675-22G	DUAL STEP WLDMT, FLEX, RH, G
9B	1	905344-02	BUMPER,RUBBER, BLK 2.5X3X14
9C	2	901024-9	BOLT HEX FRAME .5-13X2.75"LG
9D	4	901010	NUT, NYLON LOCK 1/2-13 ZC
9E	4	902000-14	WASHER, FLAT .500X.063 THK
9F	2	092036-10	RD MECH TUBE.625ODX.058WX1.44L
9G	1	288680-01	STEP WLDMT, FLEXIBLE, LOWER
9H	2	901024-2	BOLT HEX FRAME .5-13X1.75"LG
10	1	288690-23	DUAL STEP ASSY, FLEX, LH, 13.5"PE BMPR
		288690-23G	DUAL STEP ASSY, FLEX, LH, 13.5"PE BMPR,G
10A	1	288675-21	DUAL STEP WLDMT, FLEX, LH
		288675-21G	DUAL STEP WLDMT, FLEX, LH, G
10B	1	905386-01	BUMPER,PLASTIC, 1.5 X 2.85 X13.5 LG
10C	2	901024-7	BOLT HEX FRAME .5-13X2"LG
10D	4	901010	NUT, NYLON LOCK 1/2-13 ZC
10E	4	902000-14	WASHER, FLAT .500X.063 THK
10F	1	288680-01	STEP WLDMT, FLEXIBLE, LOWER
10G	2	901024-2	BOLT HEX FRAME .5-13X1.75"LG
11	1	288690-24	DUAL STEP ASSY, FLEX, RH, 13.5"PE BMPR
		288690-24G	DUAL STEP ASSY, FLEX, RH, 13.5"PE BMPR,G
11A	1	288675-22	DUAL STEP WLDMT, FLEX, RH
		288675-22G	DUAL STEP WLDMT, FLEX, RH, G
11B	1	905386-01	BUMPER,PLASTIC, 1.5 X 2.85 X13.5 LG
11C	2	901024-7	BOLT HEX FRAME .5-13X2"LG
11D	4	901010	NUT, NYLON LOCK 1/2-13 ZC
11E	4	902000-14	WASHER, FLAT .500X.063 THK
11F	1	288680-01	STEP WLDMT, FLEXIBLE, LOWER
11G	2	901024-2	BOLT HEX FRAME .5-13X1.75"LG

FLEXIBLE STEPS KITS - Continued

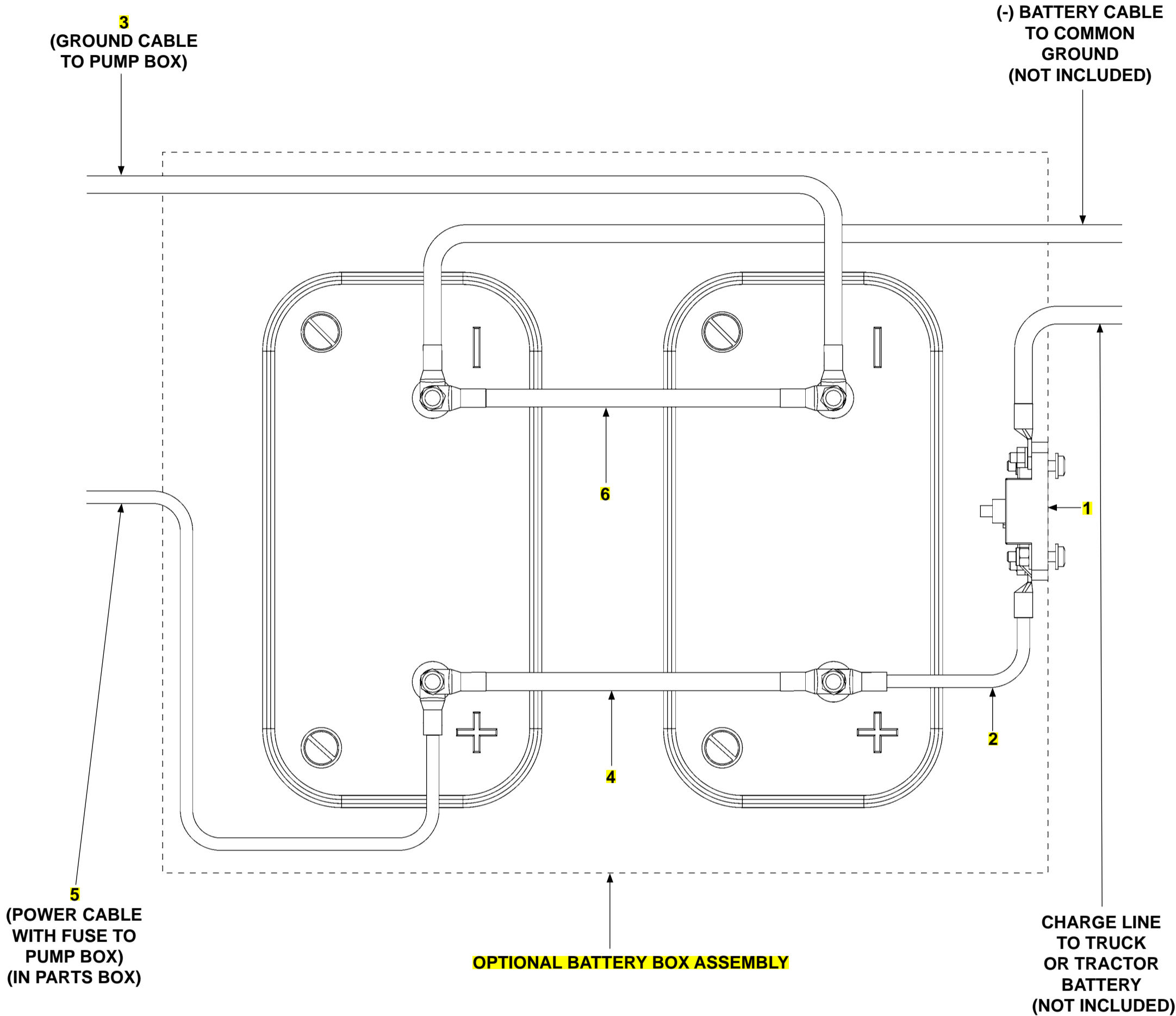
ITEM	QTY.	PART NO.	DESCRIPTION
12	1	288690-27	DUAL STEP ASSY, FLEX,LH, NO BMPR
		288690-27G	DUAL STEP ASSY, FLEX,LH, NO BMPR, G
12A	1	288675-21	DUAL STEP WLDMT, FLEX, LH
		288675-21G	DUAL STEP WLDMT, FLEX, LH, G
12B	2	901010	NUT, NYLON LOCK 1/2-13 ZC
12C	2	902000-14	WASHER, FLAT .500X.063 THK
12D	1	288680-01	STEP WLDMT, FLEXIBLE, LOWER
12E	2	901024-2	BOLT HEX FRAME .5-13X1.75"LG
13	1	288690-28	DUAL STEP ASSY, FLEX,RH, NO BMPR
		288690-28G	DUAL STEP ASSY, FLEX,RH, NO BMPR, G
13A	1	288675-22	DUAL STEP WLDMT, FLEX, RH
		288675-22G	DUAL STEP WLDMT, FLEX, RH, G
13B	1	288680-01	STEP WLDMT, FLEXIBLE, LOWER
13C	2	901024-2	BOLT HEX FRAME .5-13X1.75"LG
13D	4	901010	NUT, NYLON LOCK 1/2-13 ZC
13E	4	902000-14	WASHER, FLAT .500X.063 THK
14	1	288690-15	SINGLE NO STEP ASSY, LH, 14" RBR BMPR
		288690-15G	SINGLE NO STEP ASSY, LH, 14" RBR BMPR,G
14A	1	288675-13	CHANNEL WLDMT 21" LG, NO STEPS, LH
		288675-13G	CHANNEL WLDMT 21" LG, NO STEPS, LH, G
14B	1	905344-02	BUMPER,RUBBER, BLK 2.5X3X14
14C	2	901024-9	BOLT HEX FRAME .5-13X2.75"LG
14D	2	901010	NUT, NYLON LOCK 1/2-13 ZC
14E	2	902000-14	WASHER, FLAT .500X.063 THK
14F	2	092036-10	RD MECH TUBE.625ODX.058WX1.44L
15	1	288690-16	SINGLE NO STEP ASSY, LH, 13.5" PE BMPR
		288690-16G	SINGLE NO STEP ASSY, LH, 13.5" PE BMPR,G
15A	1	288675-13	CHANNEL WLDMT 21" LG, NO STEPS, LH
		288675-13G	CHANNEL WLDMT 21" LG, NO STEPS, LH, G
15B	1	905386-01	BUMPER,PLASTIC, 1.5 X 2.85 X13.5 LG
15C	2	901024-7	BOLT HEX FRAME .5-13X2"LG
15D	2	901010	NUT, NYLON LOCK 1/2-13 ZC
15E	2	902000-14	WASHER, FLAT .500X.063 THK
16	4	901023	FLANGE LOCK NUT
17	4	900820-01	CARRIAGE BOLT SQUARE 1/2"-13

OPTIONAL BATTERY BOX ELECTRICAL COMPONENTS

12 VOLT BATTERY CONNECTIONS

LAST UPDATED
SEPT 2016 to present

NOTE: MAXON recommends using dielectric grease on all electrical connections.



ITEM	QTY.	PART NO.	DESCRIPTION
1	1	907207-01	CIRCUIT BREAKER, 150 AMP, MANUAL RESET
2	1	269308-12	CABLE ASSEMBLY, 2 GA, RED, 12" LG.
3	1	268226-06	CABLE ASSEMBLY, 2 GA, 74" LG.
4	1	269308-10	CABLE ASSEMBLY, 2 GA, RED, 10" LG.
5	1	264422	CABLE ASSY, 175 AMPS, 38FT
6	1	251871-14	CABLE ASSEMBLY, 2 GA, BLACK, 10" LG.

OPTIONAL BATTERY BOX ASSEMBLY

LAST UPDATED
APR 2023 to present

⚠ WARNING

Explosive hydrogen gas from charging batteries can accumulate in battery box if not vented from the box. To prevent hydrogen gas from accumulating, ensure the 3 ventilation holes in battery box are not plugged or covered.

VENTILATION HOLES

OPTIONAL
BATTERY BOX

10 (4 PLACES)
11 (2 PLACES)
12 (2 PLACES)

6 8 9
(3 PLACES)

4
(4 PLACES)

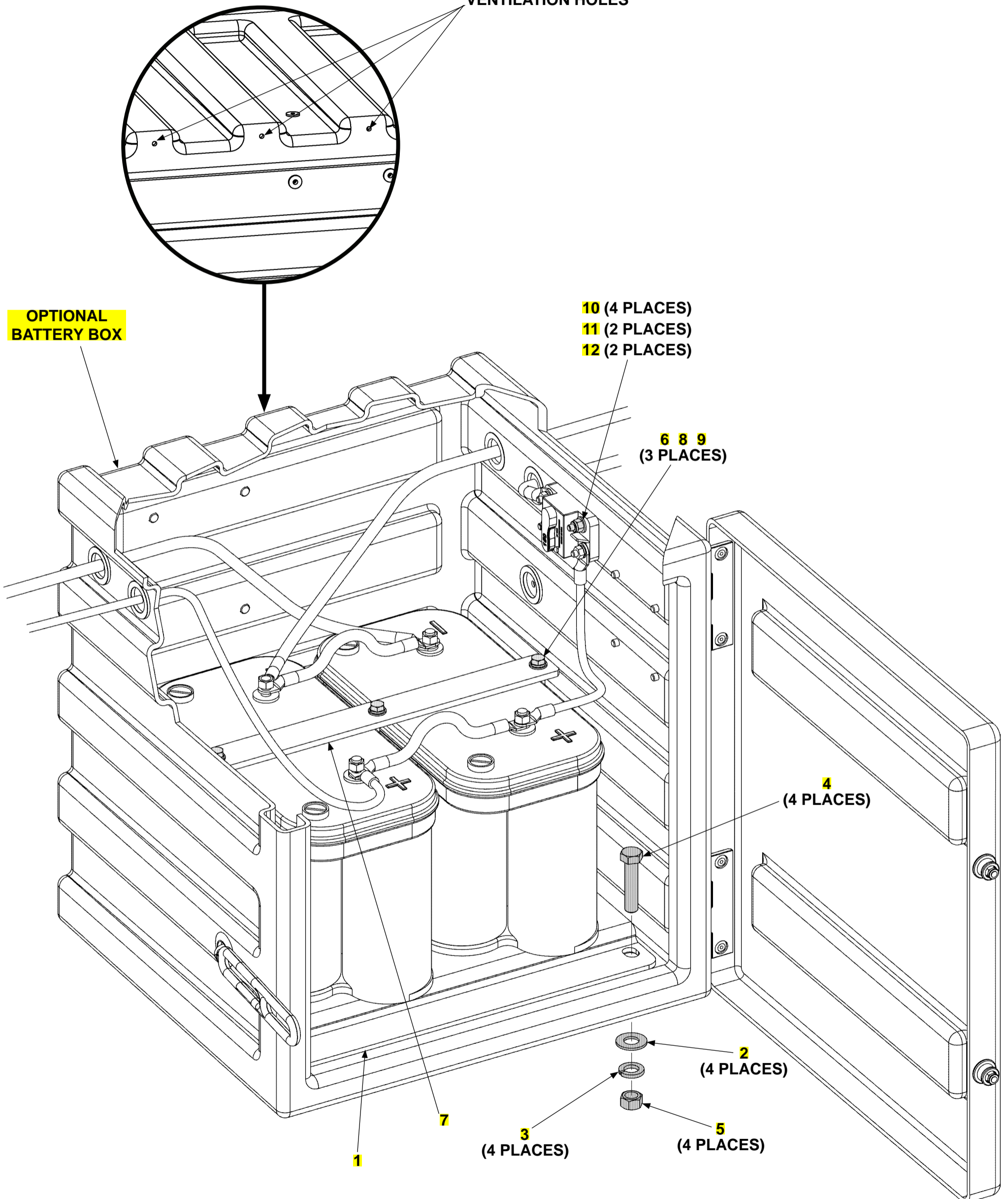
3
(4 PLACES)

2
(4 PLACES)

5
(4 PLACES)

1

7

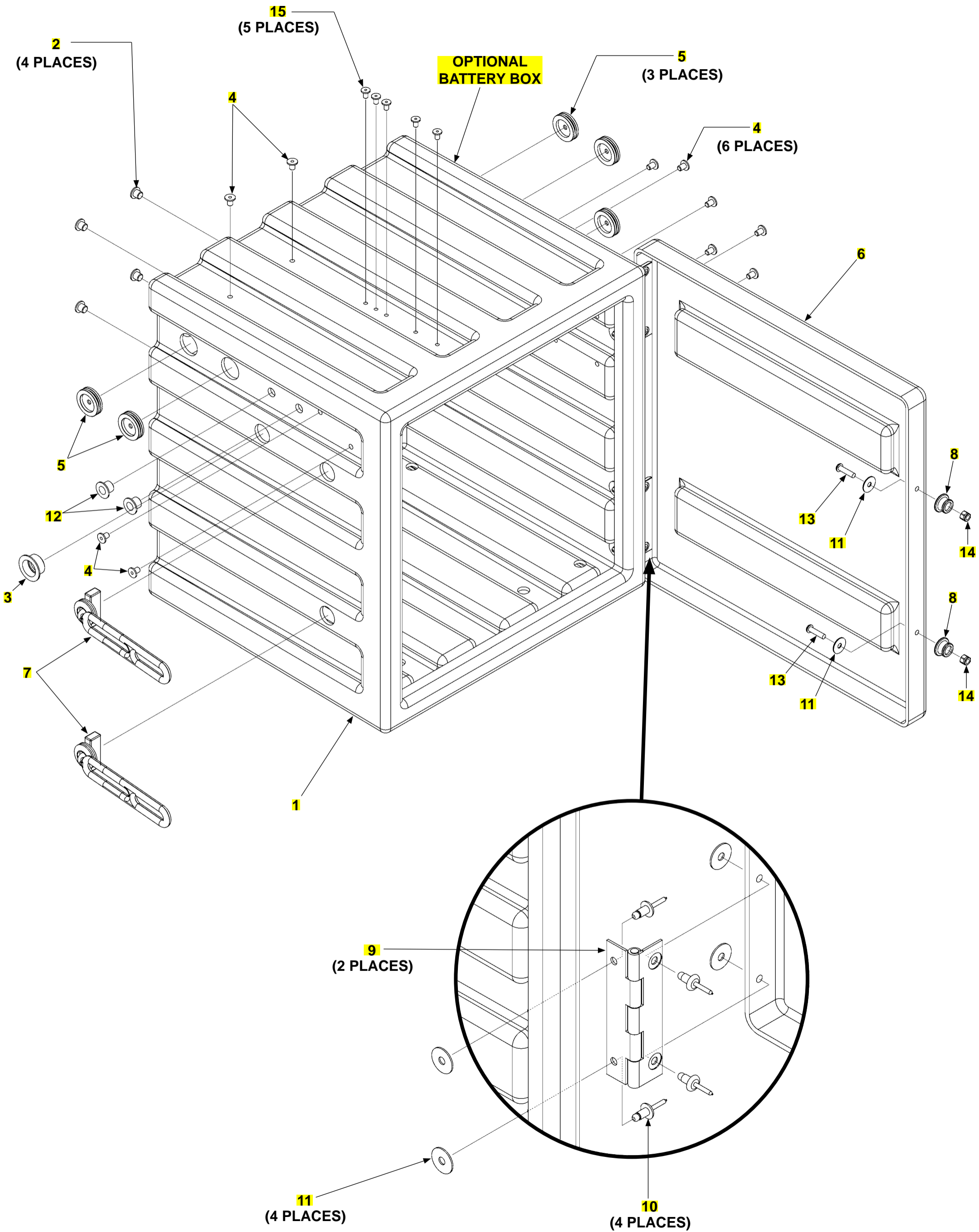


OPTIONAL BATTERY BOX ASSEMBLY

ITEM	QTY.	PART NO.	DESCRIPTION
1	1	212460-01G	BATTERY MNT WLDMT PLATE, GALV, 2 BATTERIES
2	4	902013-14	FLAT WASHER, 9/16"
3	4	902011-7	LOCK WASHER, 9/16"
4	4	900033-6	CAP SCREW, 1/2"-20 X 2-1/4" LG, GRADE 8
5	4	901011-10	HEX NUT, 1/2"-20
6	3	900034-1	SCREW, CAP HEX .31-18X9-1/2 G5 ZC
7	1	289874-01	BATTERY STRAP (2 BATTERY)
8	3	902013-10	FLAT WASHER, 5/16"
9	3	902011-3	WASHER, LOCK 5/16X5/64 G8 ZC
10	4	902013-09	WASHER 1/4" ZINC-SAME 030564
11	2	900002-5	SCREW, PH PAN HD, ZC 1/4-20X1.25
12	2	901000	NUT, NYLON 1/4-20 ZINC

OPTIONAL BATTERY BOX

LAST UPDATED
SEPT 2016 to present



OPTIONAL BATTERY BOX

ITEM	QTY.	PART NO.	DESCRIPTION
REF	1	269561-01	BATTERY BOX ASSEMBLY
1	1	289854-01	BOX
2	4	908022-03	FLEXIBLE PLUG, 5/16"
3	1	908022-08	FLEXIBLE PLUG, 1-1/16"
4	10	908022-07	FLEXIBLE PLUG, 1/4"
5	5	266428-02	GROMMET, 1" DIAPHRAGM, 1/4" HOLE
6	1	269558-01	COVER
7	2	908193-01	RUBBER LATCH
8	2	908194-01	FASTENING KNOB
9	2	285970-01	HINGE ASSEMBLY, PLASTIC
10	8	903715-03	BLIND RIVET, 1/4" X 1/4"-3/8"
11	10	903438-01	WASHER, 1/4"
12	2	908022-05	FLEXIBLE PLUG, 9/16"
13	2	900719-07	BUTTON HEAD SCREW, 1/4"-20 X 1" LG.
14	2	903137-01	LOCK NUT, 1/4"-20, NYLON
15	5	908022-01	FLEXIBLE PLUG, 1/4" X 1/2"